

RC/BHS

**U.S.
Economic
Assistance
to the
Royal
Lao
Government
1962 ~ 1972**

**EMBASSY OF THE
UNITED STATES OF AMERICA
USAID MISSION TO LAOS
DECEMBER 1972**

U. S. ECONOMIC ASSISTANCE
TO THE
ROYAL LAO GOVERNMENT
1962 - 1972

CONTENTS

Introduction	
Summary of Total Assistance	1
Refugee Relief and Rehabilitation	3
Narcotics Control	7
Maternal and Child Health	9
Public Health	10
Agriculture Development	12
Education Development	16
Human Resources Development	19
Public Administration	23
National Roads	24
Rural Public Works	26
National Police	27
Rural Self Help	29
Industry Loan Fund	31
Regional Economic Development Projects	32

December 1972

I N T R O D U C T I O N

Over the past ten years, the United States has provided under its foreign aid program \$536,278,000 in economic assistance to the Royal Lao Government. These funds have served many purposes. They have been used to stabilize the currency, to alleviate the effects of war in Laos, to help the Government maintain public services for the Lao people, and to develop a social and economic base on which to plan for the future.

The assistance that these funds have provided takes many forms. The United States has participated in measures to stabilize the economy of Laos through its contribution to the Foreign Exchange Operations Fund (FEOF), through the U.S. Import Program (USIP), and through direct grants. The U.S. contribution under these three programs totals \$ 206,358,000 or 38% of total U.S. economic assistance to the Government of National Union.

Fifty-nine percent of these economic assistance funds or \$314,979,000 has been used to carry out projects in refugee relief and rehabilitation, public health, agriculture, education, rural development, transportation, public safety, public administration, and narcotics control. The kinds of assistance that these funds have made possible since the Royal Lao Government was established in 1962 are illustrated by the following examples:

- 337,578 metric tons of food have been provided to feed annual averages of 115,000 refugees from 1963 through 1968 and of 225,000 refugees from 1969 through 1972.

- 160,646 metric tons of refugee relief commodities have been delivered by air to refugees in isolated areas.

- 60,414 refugees have been relocated in areas and under conditions that offer them the opportunity to become self-supporting.

- 10,784,207 outpatient and 23,792 inpatient treatments have been provided in rural dispensaries and hospitals.

- 167 irrigation systems have been constructed and 958 kilometers of canals to irrigate 18,000 hectares of land.

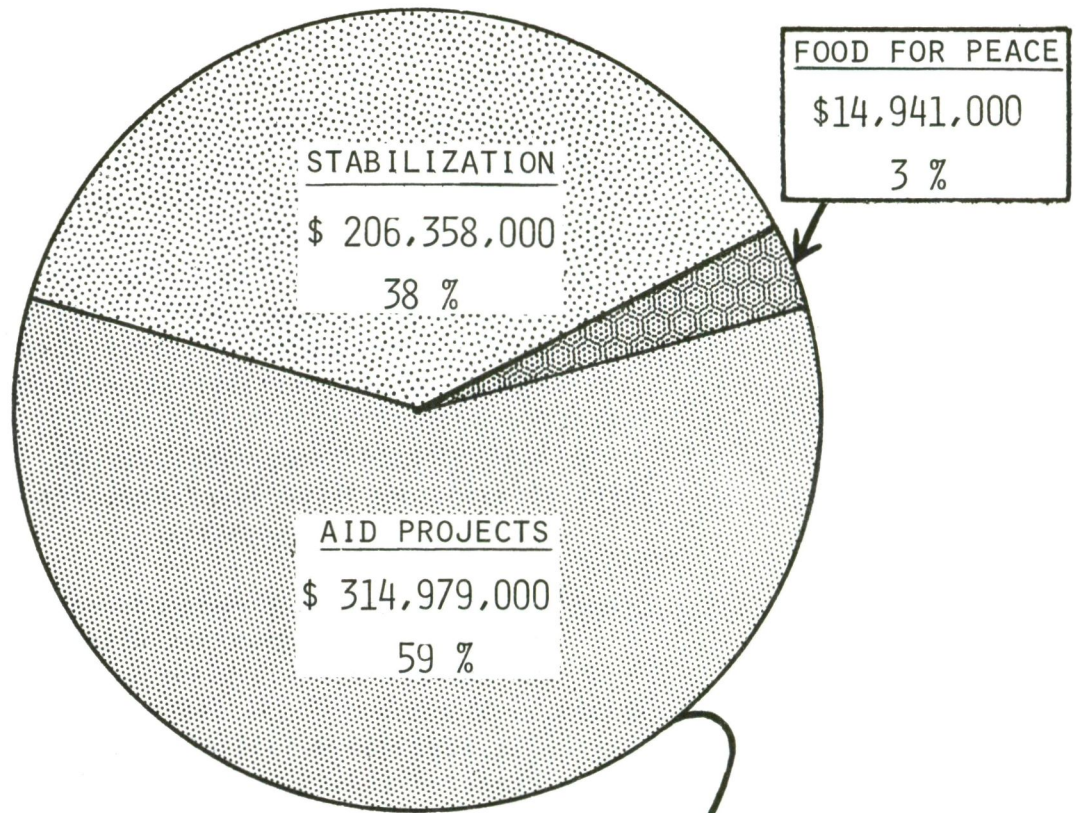
- 3,682 kilometers of road have been constructed and 449 bridges built.

- 4,700 elementary classrooms; 4 Fa Ngum secondary schools and 9 teacher training schools have been constructed.

- 3,682,564 textbooks have been printed and distributed.

- 2,694 participants have received training in the United States, Thailand, and the Philippines and 10,000 government employees have received training within Laos.

These statistical data and the more comprehensive compilation which appears in the pages that follow illustrate the many uses of economic assistance funds which have been provided since 1962 and the results that can be expressed in quantitative terms.



THE FOLLOWING TABLE SHOWS THE PERCENTAGE BREAKDOWN OF \$ 314,979,000 BY PROJECTS.

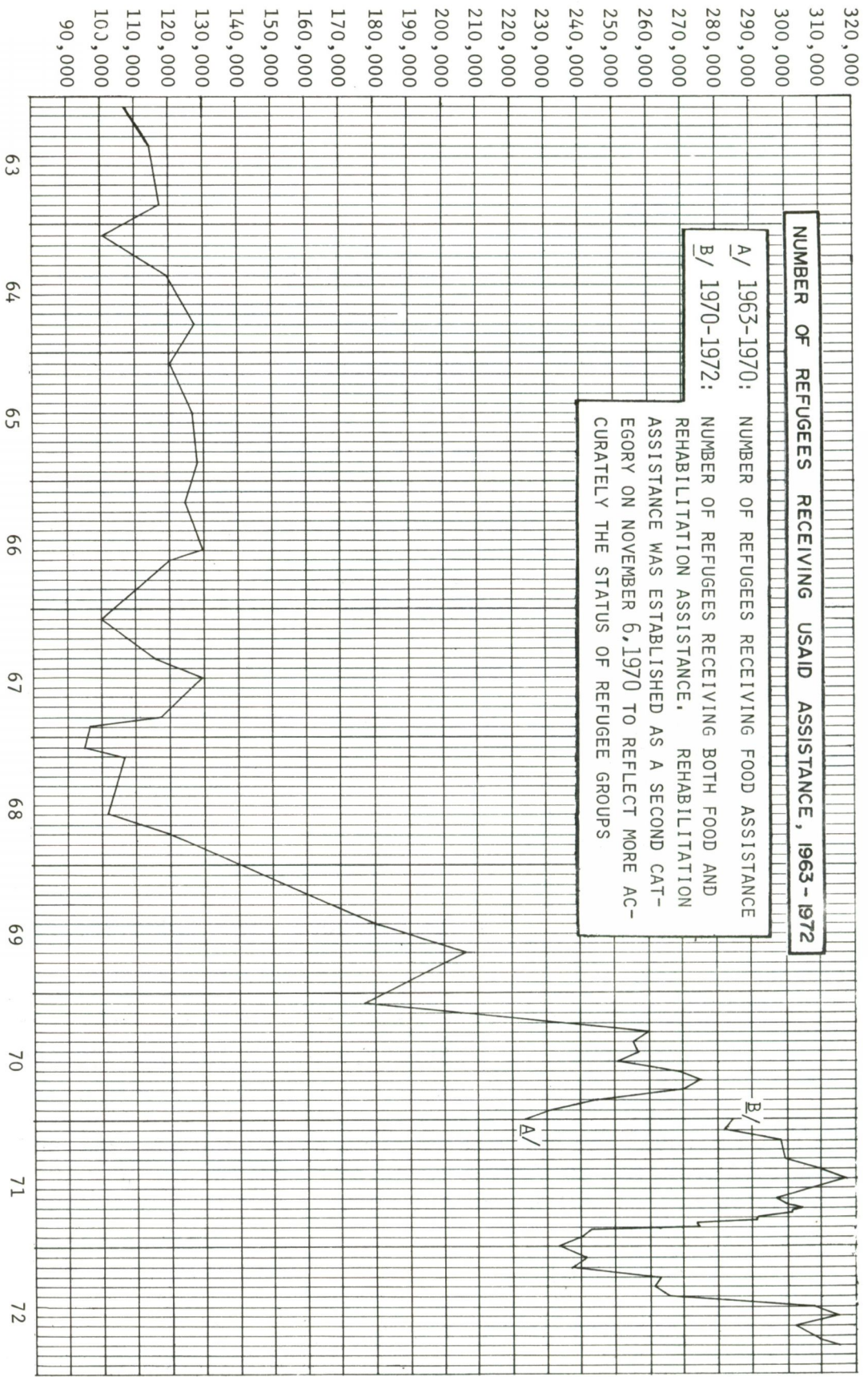
<u>P R O J E C T S</u>	<u>A M O U N T</u>	<u>%</u>
AGRICULTURE	16,301,000	5.18
INDUSTRY	1,609,000	0.51
TRANSPORTATION-ROADS & AIRPORTS	32,187,000	10.22
PUBLIC HEALTH	23,339,000	7.41
EDUCATION	13,593,000	4.32
NATIONAL POLICE	4,201,000	1.33
PUBLIC ADMINISTRATION	3,402,000	1.08
DEVELOPMENT OF RURAL ECONOMY	41,656,000	13.22
REFUGEE RELIEF AND REHABILITATION	34,603,000	10.99
MATERNAL AND CHILD HEALTH	3,157,000	1.00
NARCOTICS CONTROL	1,100,000	0.35
SUPPORT PROJECTS	139,831,000	44.39
TOTAL	\$ 314,979,000	100.0

U. S. ECONOMIC ASSISTANCE
TO THE
ROYAL LAO GOVERNMENT
1962 - 1972

SUMMARY OF TOTAL ASSISTANCE

	<u>Dollar Total</u>	<u>Kip Equivalent</u> ^{a/}
<u>Stabilization</u>	\$ 206,358,000	K 124,846,590,000
Foreign Exchange Operations Fund (FEOF) U.S. Import Program (USIP) Cash Grants		
<u>AID Projects</u>	\$ 314,979,000	K 190,562,295,000
Agriculture, Industry, Roads, Public Health, Education, Civil Police, Narcotics Control, Public Administration, Rural Public Works, Rural Self Help, Refugee Relief and Rehabilitation, Support Projects		
<u>Food for Peace</u>	\$ 14,941,000	K 9,039,305,000
Refugees Child Feeding		
Total	\$ 536,278,000	K 324,448,190,000

^{a/} Kip 605 = \$1.00. The kip exchange rate has varied over the period 1962-1972 from Kip 80 = \$1.00 to Kip 605 = \$1.00, the unified conversion rate established in April 1972.



REFUGEE RELIEF AND REHABILITATION

1962 - 1972

<u>Dollar a/</u>	<u>Kip b/</u>	<u>Total c/</u>
\$48,033,000	K 1,077,000,000	\$51,218,000 or K 30,986,890,000 <u>d/</u>

a/ Includes Food for Peace agricultural commodities.

b/ The kip exchange rate has varied over this period from Kip 80 = \$1.00 to Kip 605 = \$1.00.

c/ Total for Refugee Relief and Rehabilitation Project only. In addition, other USAID projects provide refugee assistance, e.g., agriculture, public health, education, public works, rural self help. Total assistance to refugees provided by all projects has averaged approximately \$18,000,000 per year over the past three-year period.

d/ At Kip 605 = \$1.00.

The United States has provided assistance

- On an emergency basis in refugee movements created by or in anticipation of military action, providing help in evacuating people if required, and emergency medical care and food supply.

- In relocating refugees, providing transportation to relocation sites, food, water supply, shelter materials, and medical care.

- In providing basic facilities (schools, dispensaries, roads, wells) to bring refugee groups to an economic and social level equal to that of the nonrefugees in the area.

FOOD ASSISTANCE

	<u>Amount</u> (MT)
Rice	300,471
Food for Peace agricultural commodities	32,000
Canned meat	<u>5,107</u>
	337,578

Average number refugees fed per year

1963-1968	115,000 refugees
1969-1972	225,000 refugees

MEDICAL ASSISTANCE

<u>Facility</u>	<u>Average Annual</u> <u>Patient Treatments</u>
Dispensaries - 150 ^{a/}	1,440,000
Hospitals - 2 ^{a/}	

^{a/} Average number in operation, 1962-1972.

AGRICULTURE ASSISTANCE

<u>Project</u>	<u>Unit</u> (ha)
Soil classification, 8 relocation sites	95,000
Land reclamation, Dong Kalume Plain	1,500

EDUCATION ASSISTANCE

Classrooms constructed	1,192
Refugee students currently enrolled	38,177
Teachers assigned refugee schools	1,164
Refugee teachers given training	1,768
Textbooks provided	538,000
Notebooks provided	1,057,500
Other instruction materials	190,000

AIR SUPPORT

Refugee relief commodities delivered by air	160,646 MT
Drop zones	240 sites <u>a/</u>
Airfields	134 sites <u>a/</u>

a/ Current number.

REFUGEE RELOCATION PROJECTS

1969 - 1972

Relocation Sites	Refugees (Number)	Villages (Number)	Houses (Number)	Classrooms (Number)	Dispensaries (Number)	Roads (Kilometers)	Drilled Wells (Number)	Reservoirs (Number)
Xieng Ngeun- Muong Name	3,700	18	1,000	20	2	60	-	-
Seno	2,875	8	500	14	2	25	18	3
Thasano	6,400	16	1,100	40	3	63	36	4
Houei Nam Phak	1,075	3	214	3	1	8	4	-
Phou Ba Chiang	5,000	15	1,500	20	3	20	-	3
Paksane	8,000	22	1,585	39	6	-	-	-
Hin Heup	5,589	10	825	21	1	11	2	-
Vientiane Plain	<u>27,775</u>	<u>48</u>	<u>4,800</u>	<u>123</u>	<u>5</u>	<u>98</u>	<u>34</u>	<u>-</u>
Total	60,414	143	11,524	264	23	225 ^{a/}	94	10

a/ An additional 206 km of roads have been constructed outside project areas.

NARCOTICS CONTROL

1971 - 1972

<u>Dollar</u>	<u>Kip</u>	<u>Total</u>
\$1,100,000	-	\$1,100,000 or Kip 665,500,000

ADDICT REHABILITATION

<u>Rehabilitation Centers</u>	<u>Admissions</u> (No.)
Wat Tham Khabok, Thailand	435
National Detoxification Center, Vientiane	<u>90</u>
Total	525

AGRICULTURE REDIRECTION ^{1/}

Land clearing and leveling	Houa Khong
Agriculture Redirection Training Center	Luang Prabang
Five silk production projects	Houa Khong
Vegetable gardening project	Houa Khong
Poultry and livestock production project	Luang Prabang
Corn production project	Luang Prabang
Animal and poultry feed production project	Luang Prabang
Market access road (15 km)	Ban Nam Ngao -- Ban Nam Kueng, Houa Khong
Market access road (4 km)	Ban Mui Singham, Houa Khong
Market access road (21 km)	Ban Nam Keung - Ban Phuong, Houa Khong

^{1/} Assistance to hill farmers to change from opium poppy cultivation to other crops.

COMMUNITY ASSISTANCE

6 education improvement projects Work shops for tribal teachers, adult literacy programs, classroom con- struction	Houa Khong
64 classrooms for Lao Theung and Meo Resettlement assistance for Lao Thueng and Meo, 18 villages	Luang Prabang Long Nam Khan Luang Prabang Luang Prabang
Wells, 17	

NARCOTICS SUPPRESSION
Interceptions and Confiscations

<u>Item</u>	<u>Amount</u> (kg)
Heroin	28.9
Liquid Opium	4.1
Raw Opium	491.3
Acetic Anhydride	3,290.0

TRAINING

	<u>Trainees</u> (No.)
Narcotics suppression and enforcement	273
Lao National Police	
FAR Military Police	
Customs Officials	

MATERNAL AND CHILD HEALTH

1969 - 1972

<u>Dollar</u>	<u>Kip^{a/}</u>	<u>Total</u>
\$3,157,000	K 19,000,000	\$3,195,000 or K 1,932,975,000 ^{b/}

a/ The kip exchange rate has varied over this period from Kip 240 = \$1.00 to Kip 605 = \$1.00.

b/ At Kip 605 = \$1.00

CONSTRUCTION

<u>Facility</u>	<u>Location</u>
National Maternal and Child Health Center, Mahosot Hospital	Vientiane
Provincial Maternal and Child Health Center	Ban Houei Sai

TRAINING

<u>In-country</u>	
Midwives	65
Auxiliary midwives	234
<u>U. S. and Third Country</u>	
Doctors	19
Nurses	42
Midwives	21
Statisticians	<u>2</u>
Total	383

PUBLIC HEALTH

1962 - 1972

<u>Dollar</u>	<u>Kip^{a/}</u>	<u>Total</u>
\$23,339,000	K 1,516,000,000	\$28,831,000 or K 17,442,755,000 ^{b/}

a/ The kip exchange rate has varied over this period from Kip 80 = \$1.00 to Kip 605 = \$1.00.

b/ At Kip 605 = \$1.00.

CONSTRUCTION

<u>Facility</u>	<u>Location</u>
Nursing school	Vientiane
Hospital, 50-bed	Khong Sedone
Hospital, 100-bed	Vang Vieng
Hospital, 200-bed	Sam Thong
Hospital, 100-bed	Long Tieng
Hospital, 250-bed	Ban Xon
Hospital, 30-bed	Nam Moh
Hospital expansion, 130-bed	Vientiane
Hospital, 50-bed (under construction)	Sayaboury
Surgical unit, 50-bed	Pakse

RURAL MEDICAL CARE

<u>Year</u>	<u>Dispensaries</u>	<u>Hospitals</u>	<u>Population Served</u>	<u>Inpatients Per Year</u>	<u>Outpatients Per Year</u>
1963	38		45,000		
1964-66	150	2	350,000	2,400	1,000,000
1967-69	250	2	610,000	4,500	2,050,000
1970	250	1	520,000	4,708	2,695,355
1971	230	2	700,000	8,296	3,337,543
Jan-Jun 1972	250	1	700,000	3,888	1,701,309

Patient Visits:	Inpatients	23,792
	Outpatients	10,784,207

OPERATION BROTHERHOOD ACTIVITIES

Operation Brotherhood Hospital and Public Health Teams

<u>Location</u>	<u>Year Established</u>	<u>Year Discontinued</u>	<u>Villages Served</u>	<u>Population Served</u>
Vientiane	1963	Continuing	62	308,745
Paksong	1963	1971	54	9,878
Sayaboury	1963	Continuing	173	44,233
Attopeu	1963	1968	33	58,595
Keng Kok	1964	Continuing	234	42,349
Vang Vieng	1964	Continuing	10	42,000
Saravane	1965	1968	127	33,828
Pakse	1968	1969	27	29,674
Khong Sedone	1968	1972	57	4,696
Houei Sai	1969	Continuing	130	27,293
Pakse (Surgical Ward)	1972	Continuing		

<u>Patient Visits:</u>	Inpatients	143,728
	Outpatients	1,173,531
	Dental Patients	139,821
	Total	1,457,080

TRAINING

Incountry:		
	Medics	1,181
	Practical Nurses	204
Third-country		384
United States		5
	Total	1,774

AGRICULTURE DEVELOPMENT

1962 - 1972

Dollar	Kip ^{a/}	Total
\$16,301,000	K 1,300,000,000	\$20,885,000 or K 12,635,425,000 ^{b/}

a/ The kip exchange rate has varied over this period from Kip 80 = \$1.00 to Kip 605 = \$1.00.

b/ At Kip 605 = \$1.00.

IRRIGATION

Irrigation projects	167
Area irrigated	18,000 ha
Structures (dams, control gates, valves, etc.)	1,442
Canals	958 km
Vientiane Plain Flood Control Project	
Road Dike	4 km
Control structures	14
Area protected	5,805 ha
Inservice training	863 trainees
Participant training	72 trainees

FISHERIES

<u>Fingerling production</u>	3,032,080
Nong Teng Station	1,197,354
Pakse Station	841,852
Luang Prabang	985,194
Nam Tan	7,680

Market fish production 11,711 kg

Nong Teng Station 1,752

Pakse Station 6,439

Luang Prabang Station 3,519

Fish Ponds Constructed 9,244

LIVESTOCK

Vaccines 1,816,470 doses

Drugs 194,300 vials

Animals distributed 13,257

AGRICULTURE DEVELOPMENT ORGANIZATION (ADO)

Loans to 10,000 farmers

For

Fertilizer 5,456 MT

Insecticides 143 MT

Pumps 78

Other Equipment \$500,000

Poultry Project - Luang

Prabang

Lao Savings and Loan

Cooperatives

Rice Marketing Stabilization Program

Paddy rice purchased from farmers \$500,000

CROPS AND SOILS

Salakham Research Center

Paddy rice varietal testing 3,430 strains

Improved Varieties Production

Varieties
(No.)

Paddy rice	6
Upland rice	3
Field corn	2
Wheat	1
Tomato	1
Potato	1
Onion	1

Training

Trainees
(No.)

Inservice training	212
International Rice Research Institute (Philippines)	14

AGRICULTURE EXTENSION

Demonstrations
(No.)

Wet-season rice production	330
Dry-season rice production	120
Diversified crop verification	94
Commercial vegetable garden	26

Training

Farmers
(No.)

Six-day farmer-leader training	4,230
Two-day rice production training	4,776

	<u>RLG Extension</u> <u>Agents</u>
Inservice training	550
Rice production training	199
Inservice training, home economics	60
	<u>Trainees</u> (No.)
Food preparation	85
Village training program, home economics	3,568
	<u>Attendees</u>
Food preparation demonstrations	8,602
Child care and nutrition training	905

SERICULTURE

Vientiane Plain Silk Production

Villages	19
Family units	461
Mulberry plantings	434 rai

Ban Houei Sai Area

Villages	6
Family units	70
Mulberry plantings	60 rai

EDUCATION DEVELOPMENT
1962 - 1972

Dollar	Kip ^{a/}	Total
\$13,593,000	K 1,268,000,000	\$19,299,000 or K 11,675,895,000 ^{b/}

a/ The kip exchange rate has varied over this period from Kip 80 = \$1.00 to Kip 605 = \$1.00.

b/ At Kip 605 = \$1.00.

CONSTRUCTION

Elementary Classrooms

Constructed with USAID assistance	4,700
Total number of elementary classrooms in Laos, 1972	6,000
Percentage of total constructed with USAID assistance	78%

Secondary Schools

Fa Ngum secondary schools	4
Total number of secondary schools in Laos, 1972	22
Percentage of total constructed with USAID assistance	18%

Teacher Training Schools

Constructed with USAID assistance	9
Ecole Superieur de Pedagogy (ESP)	1
Ecole Normale d'Instituteur (ENI)	4
Accelerated Teacher Training Centers	4
Total number of teacher training schools in Laos, 1972	9
Percentage of total constructed with USAID assistance	100%

Administrative Facilities

Constructed with USAID assistance		20
Offices and warehouses for primary school inspectors	19	
Central warehouse for school supplies	1	

STUDENT ENROLLMENT

Total number of students enrolled in public schools in Laos, 1972		242,440
Students enrolled in USAID-assisted schools		233,970
Percentage of total in USAID-assisted schools		96%

TEXTBOOK PRODUCTION

Total number of textbooks distributed		3,682,564
Number of titles printed		109
Elementary education	64	
Secondary education	27	
Teacher training	18	

SCHOOL SUPPLIES AND EQUIPMENT

Elementary education		\$1,275,000
Secondary education		650,000
Teacher training		<u>1,120,000</u>
	Total	\$3,045,000

TEACHING STAFF AND ADVISORS

		<u>Man/Years of Teaching</u>
International Voluntary Services (IVS) teachers		180

Advisors

Man/Years of Service

USAID

80

Contract

64

TRAINING

U.S. and third-country training for
teachers and administrators

Number of participants

968

Inservice training for
teachers and administrators

Number of trainees

8,108

Number of courses

173

Preservice training for teachers

Number of teachers

5,936

HUMAN RESOURCES DEVELOPMENT

1962 - 1972

Dollar	Kip ^{a/}	Total
\$1,077,000	K 65,000,000	\$1,208,000 or K 730,840,000 ^{b/}

^{a/} The kip exchange rate has varied over this period from Kip 80 = \$1.00 to Kip 605 = \$1.00.

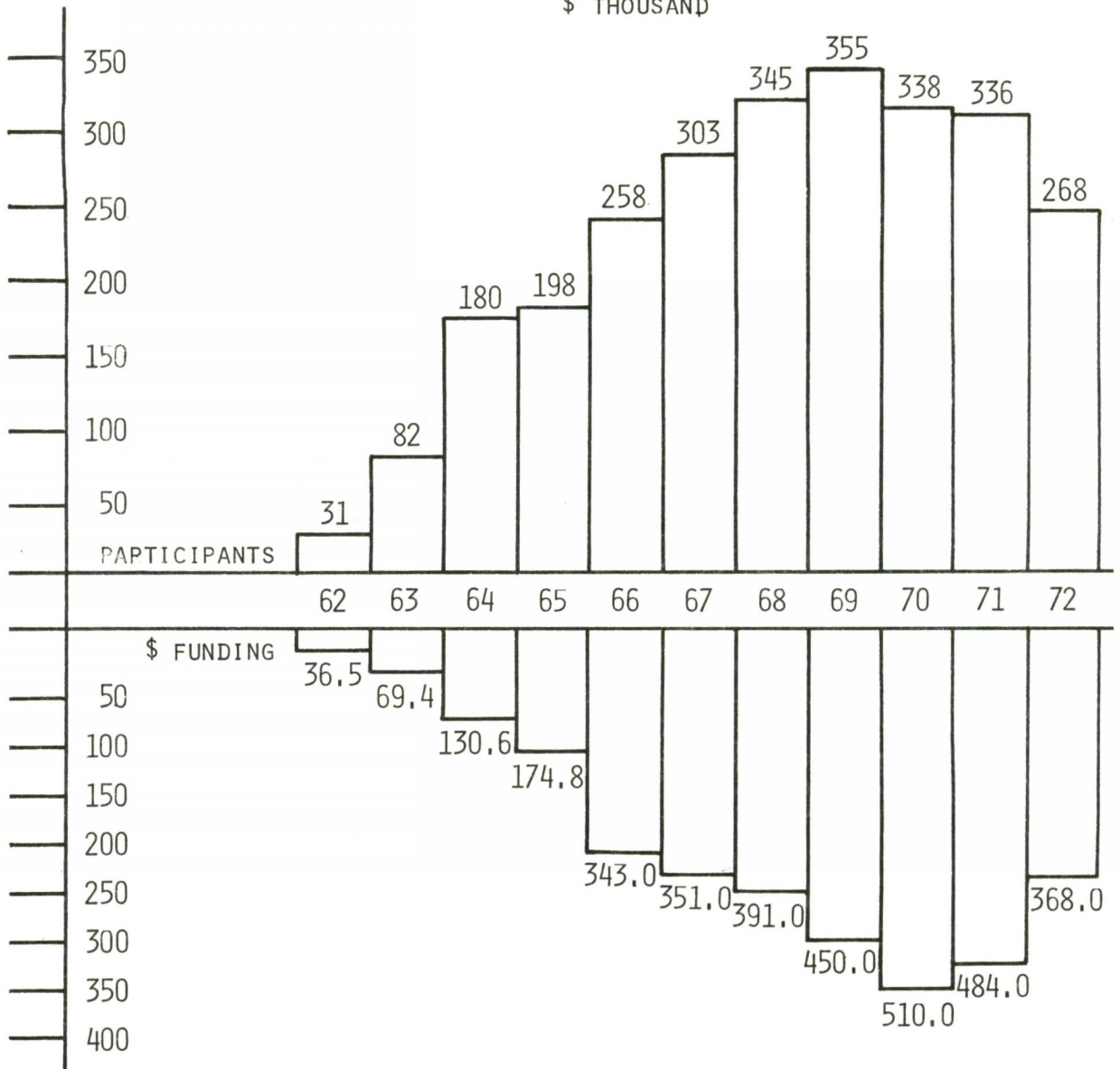
^{b/} At Kip 605 = \$1.00.

PARTICIPANT TRAINING

Participants in training, 1972	232
United States	19
Thailand	210
Philippines	3
Long-term academic training	140
Short-term training	92
Participants returned since 1962	2,462
Total number of participants, 1962-1972	2,694

PARTICIPANTS - BY FISCAL YEAR OF OBLIGATION

\$ THOUSAND



LOCAL TRAINING
USAID LOCAL TRAINING CENTER
 Courses and Personnel Trained
 1966 - 1972 ^{a/}

<u>Courses</u>	<u>Trainees</u> (No.)
 <u>Language Training</u>	
English	4,810
Lao	<u>350</u>
Subtotal	5,160
 <u>Administrative</u>	
Clerical	460
Lao Typing	30
Shorthand	20
Supervisory management	<u>200</u>
Subtotal	710
 <u>Technical</u>	
Mechanics	360
Generator operations	120
Electrical fields	140
Accounting	160
Plumbing	10
Mathematics	240
Radio operations	80
Drivers	<u>1,350</u>
Subtotal	2,460

Academic and On-the-Job Training

Participant Pre-University	150
Technical School Graduates	70
Summer Student Work Experience for secondary school students	<u>1,450</u>
Subtotal	1,670
Grand Total	<u><u>10,000</u></u>

a/ The Center was established in 1966.

PUBLIC ADMINISTRATION

1962 - 1972

<u>Dollar</u>	<u>Kip ^{a/}</u>	<u>Total</u>
\$2,325,000	K 39,000,000	\$2,459,000 or K 1,487,695,000 <u>b/</u>

a/ The kip exchange rate has varied over this period from Kip 80 = \$1.00 to Kip 605 = \$1.00.

b/ At Kip 605 = \$1.00.

EQUIPMENT

Jeeps	56
Office Machines	53
Air Conditioners	12
Office furniture and cabinets	29
Surveying equipment for 14 teams	14 sets

PUBLICATIONS

Trade Statistics

Quarterly bulletin, RLG imports and exports	4 per year
6 quarterly tabulations, custom duties and taxes	4 per year
1972 Customs Nomenclature with data processing codes	1,000 copies
Communications and Records Handbooks	5 titles

TRAINING

	<u>Trainees</u>
Key-punch operators	2
Surveyors	28
English language	40 per year
Accounting	4
Communications and records	244
U.S. and third-Country participants	307

NATIONAL ROADS

1962 - 1972

Dollar	Kip ^{a/}	Total
\$32,187,000	K 2,646,000,000	\$42,549,000 or K 25,742,145,000 ^{b/}

^{a/} The kip exchange rate has varied over this period from Kip 80 = \$1.00 to Kip 605 = \$1.00.

^{b/} At Kip 605 = \$1.00.

CONSTRUCTION AND MAINTENANCE ^{1/}

<u>Year</u>	<u>Roads Constructed or Improved</u> (km)	<u>Bridges Constructed</u>	<u>Roads Maintained</u> (km)
1962	72	10	
1963	216	21	
1964	450	47	
1965	100	22	
1966	134	38	1,688
1967	290	10	2,025
1968	151	17	2,241
1969	189	15	2,482
1970	140	27	2,553
1971	125	30	2,775
1972	285	20	2,675
Total	2,152	257	

^{1/} In addition, 1,530 km of roads and 192 bridges have been constructed under the Rural Public Works Project.

MAJOR ROADS CONSTRUCTED

- 285 km - Reconstruction of RIG-13 north from Hin Heup to Xieng Ngeun.
- 100 km - Construction of new road RIG-13 south from Hin Boun to Pak Cadinh.
- 35 km - Construction of new road from Hin Heup to Ban Done (in process; 12 km completed)
- 19 km - Reconstruction and asphaltting of road from Vientiane to Thanaleng.
- 25 km - Construction of new road from Paksane to Borikhane.
- 35 km - Construction of new road from Thakhek to Nong Bok.

TRAINING

	<u>Trainees</u>
In-country (classroom and on-the-job)	734
U.S. and third country (participants)	<u>84</u>
Total	<u>818</u>

RURAL PUBLIC WORKS

1962 - 1972

Dollar	Kip <u>a/</u>	Total
\$26,710,000	K 2,487,000,000	\$35,123,000 or K 21,249,415,000 <u>b/</u>

a/ The kip exchange rate has varied over this period from Kip 80 = \$1.00 to Kip 605 = \$1.00.

b/ At Kip 605 = \$1.00.

CONSTRUCTION

Classrooms	2,156
Airstrips	42
Training Centers	42
Markets	21
Land Clearing	1,289 (ha)
Roads	1,530 (km)
Bridges	192
Dispensaries	70
Hospitals	34
Warehouses	79
Dams/Dikes	35
Drilled Wells	720
Miscellaneous Construction Projects	296

NATIONAL POLICE

1965 - 1972

<u>Dollar</u>	<u>Kip ^{a/}</u>	<u>Total</u>
\$4,201,000	K 62,000,000	\$4,414,000 or K 2,670,470,000 ^{b/}

^{a/} The kip exchange rate has varied over this period from Kip 80 = \$1.00 to Kip 605 = \$1.00.

^{b/} At Kip 605 = \$1.00.

TRAINING

<u>Location</u>	<u>Trainees</u>
In Laos:	
Lao National Police Academy	2,271
USAID	<u>567</u>
Subtotal	2,838
Third Country	159
United States	<u>67</u>
Grand Total	<u><u>3,064</u></u>

FACILITIES CONSTRUCTED

Central Warehouse
 Central Vehicle Maintenance Shop
 Central Telecommunications Repair Center
 Motor Pool for Lao National Police Headquarters
 19 Rural Police Posts
 Central Small Arms Reloading and Repair Facility
 7 Communications Centers
 Police Academy: Dormitories, 4
 Classrooms, 12
 Dining Facility
 Small Arms Firing Range
 Gymnasium
 Administrative Offices

TELECOMMUNICATIONS SYSTEMS

Radio Communication Nets	44
Communications Stations	278
Communications Centers	7
Communications Service Shops	4

EQUIPMENT

Passenger Vehicles	98
Cargo Vehicles	44
Motorcycles	70
Boats and motors	32
Bicycles	1,030
Hand Weapons	2,102
Ammunition Rounds	1,410,950
Radios	410
Generators	100
Batteries	250
Office Equipment (Typewriters, desks, file cabinets, etc.)	437
Cameras and Projectors	7

RURAL SELF HELP

1962 - 1972

Dollar	Kip ^{a/}	Total
\$14,431,000	K 1,108,000,000	\$20,219,000 or K 12,232,495,000 ^{b/}

^{a/} The kip exchange rate has varied over this period from Kip 80 = \$1.00 to Kip 605 = \$1.00.

^{b/} At Kip 605 = \$1.00.

CONSTRUCTION PROJECTS

Classrooms	2,562
School furniture (sets)	3,330
Blackboards	498
Offices	3
Dispensaries	101
Markets	18
Dug Wells	908
Latrines	661
Sanitation facilities	12
Slaughter houses	2
Water systems	6
Dams	2
Dikes	4
Bridges	4
Roads	21 km
Information centers	1
Training centers	3

TRAINING

Trainees

Leadership Training

4,776

For village officials in administrative
procedures and community development

CRA extension agents	249
Skill Training	8,763
For village people in weaving, blacksmithing, charcoalmaking, carpentry, new agricultural methods	<hr/>
Total	13,788

INDUSTRY LOAN FUND

1967 - 1972

Loans to the private sector ^{a/}

Lao Timber Company	Kip 120,828,000
Sedone Timber Company	30,656,000
Lane Xang Timber Company	26,055,000
Lao Wood Industries, Ltd.	69,871,000
Mechanized Farming, Savannakhet	11,378,000
Tire Recapping, Vientiane	<u>4,657,000</u>
Total	Kip 263,445,000

^{a/} Loans financed by the United States and administered by the Development Bank of Laos

REGIONAL ECONOMIC DEVELOPMENT PROJECTS

1962 - 1972

U.S. Contribution to cost
of projects directly
benefitting Laos \$15,286,570 or K 9,248,374,850

<u>Projects</u>	<u>Estimated Completion Date</u>
Nam Ngum Dam, Phase I	Completed
Nam Ngum Fishery Development Backbone Telecommunications System	June 1973
Lao Language Curriculum Study	September 1974
Mekong Channel Improvement	November 1973
Mekong Ports Improvement	June 1973
 <u>Studies</u>	
Pa Mong Dam - Stage I Study	Completed
Pa Mong Dam - Stage II Study	Completed
Regional Transportation Survey	Completed
Route 9 - Sattahip - Danang Road Study	Completed