

FLOOD CONTROL
DISTRICT OF
MARICOPA COUNTY

**FCDMC ALERT System
Precipitation Report**

Water Year 1992

**FLOOD CONTROL
DISTRICT**

**OF
MARICOPA
COUNTY**

PREFACE

This publication presents precipitation data collected by the Flood Control District of Maricopa County automated rain gauge network. The network is located primarily throughout Maricopa County with additional gauges located in contributing watersheds in both Pinal and Yavapai Counties.

This publication is the culmination of data compiled and edited by the Special Projects Branch of the Flood Control District of Maricopa County. Data includes daily and monthly precipitation totals, and a limited selection of brief storm report summaries. Information contained herein is as accurate and complete as possible within the limitations of real time data collection technology currently available. Reliance upon the accuracy, reliability, and authority of this information is solely the responsibility of the user.

Additional copies may be purchased from:

**Flood Control District of Maricopa County
2801 W. Durango Street
Phoenix, Arizona 85009
(602) 506-1501**

PREFACE

This publication presents precipitation data collected by the Flood Control District of Maricopa County automated rain gauge network. The network is located primarily throughout Maricopa County with additional gauges located in contributing watersheds in both Pinal and Yavapai Counties.

This publication is the culmination of data compiled and edited by the Special Projects Branch of the Flood Control District of Maricopa County. Data includes daily and monthly precipitation totals, and a limited selection of brief storm report summaries. Information contained herein is as accurate and complete as possible within the limitations of real time data collection technology currently available. Reliance upon the accuracy, reliability, and authority of this information is solely the responsibility of the user.

Additional copies may be purchased from:

**Flood Control District of Maricopa County
2801 W. Durango Street
Phoenix, Arizona 85009
(602) 506-1501**

TABLE OF CONTENTS

Preface	i
Contents	ii
Precipitation Gauge Location Map	attached pocket
Precipitation Gauge ID Numbers and Coordinates	1
Introduction	5
Precipitation Data	
Group 1: Lower Gila/Centennial Daily/Monthly Totals	6
Group 2: Upper Centennial Daily/Monthly Totals	12
Group 3: Lower Hassayampa Daily/Monthly Totals	18
Group 4: Middle Hassayampa Daily/Monthly Totals	24
Group 5: Upper Hassayampa Daily/Monthly Totals	30
Group 6: AF1: McMicken Daily/Monthly Totals	36
Group 7: AF2: Circle City Daily/Monthly Totals	42
Group 8: AF3: Adobe/New River Daily/Monthly Totals	48
Group 9: AF4: Lake Pleasant Daily/Monthly Totals	54
Group 10: AF5: Upper Agua Fria Daily/Monthly Totals	60
Group 11: Verde River Daily/Monthly Totals	66
Group 12: CCS1: Salt River South Daily/Monthly Totals	72

TABLE OF CONTENTS

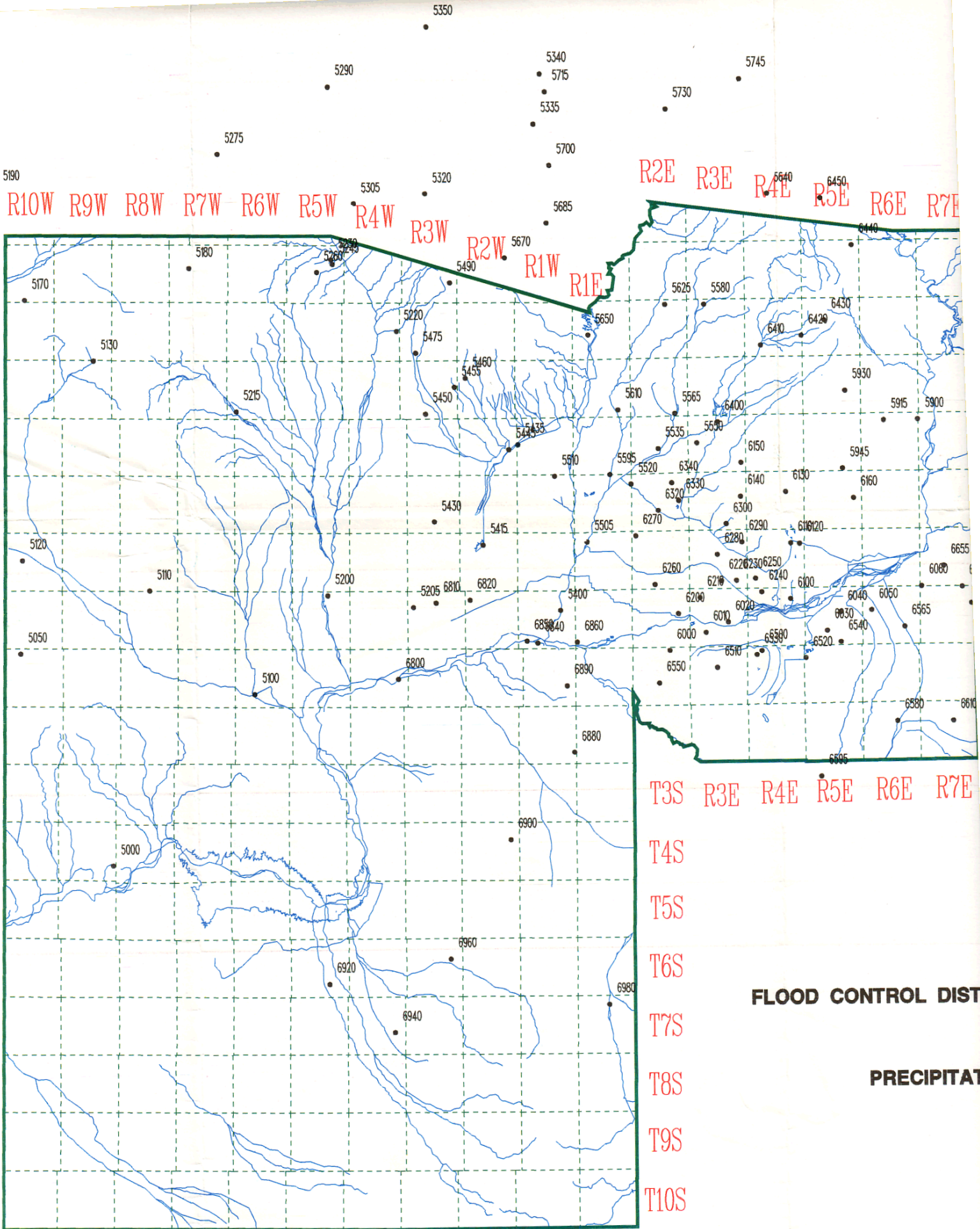
Precipitation Data (continued)

Group 13: CCS2: Indian Bend Daily/Monthly Totals	78
Group 14: CCS3: Phoenix Metro 1 Daily/Monthly Totals	84
Group 15: CCS4: Phoenix Metro 2 Daily/Monthly Totals	90
Group 16: CCS5: ACDC Daily/Monthly Totals	96
Group 17: CCS6: Upper Cave Creek Daily/Monthly Totals	102
Group 18: GQC1: South Mountain Daily/Monthly Totals	108
Group 19: GQC2: EMF Daily/Monthly Totals	114
Group 20: GQC3: E. Valley Structures Daily/Monthly Totals	120
Group 21: Lower Waterman Wash Daily/Monthly Totals	126
Group 22: Upper Waterman Wash Daily/Monthly Totals	132
Group 23: Saucedo Wash Daily/Monthly Totals	138

Selected Storm Report Summaries with Corresponding Data

October - December 1991	144
January - March 1992	146
April - June 1992	151
July - September 1992	155

Index	164
-------------	-----



R10W R9W R8W R7W R6W R5W R4W R3W R2W R1W R1E

R2E R3E R4E R5E R6E R7E

T3S R3E R4E R5E R6E R7E

T4S

T5S

T6S

T7S

T8S

T9S

T10S

FLOOD CONTROL DISTRICT

PRECIPITATION

FLOOD CONTROL DISTRICT OF MARICOPA COUNTY

ALERT System Sensor Database : Precipitation Gages

Gage Name	ID #	Old ID #	Sta. Type	Watershed	Group	Installed	T - R - S	Latitude	Longitude	Elevation
Mt. Oatman	5000	615	Rain/Reprtr.	Lower Gila	1	4/30/80	4S-9W-25	33 03 05	113 08 15	1720
Gila Bend Mountains	5050	510	Weather	Lower Gila	1	6/1/88	2S-9W-17	33 22 11	113 18 17	1560
Centennial Railroad	5100	670	Rain/Stage	Centennial	1	2/9/90	1S-6W-28	33 18 35	112 52 56	850
Saddleback FRS	5110	660	Rain/Stage	Centennial	1	12/16/88	2N-10W-34	33 27 55	113 04 21	1177
Centennial Levee	5120	640	Rain	Centennial	1	12/16/88	2N-10 W-1	33 30 37	113 18 07	1298
Upper Tiger Wash	5130	630	Rain	Centennial	2	9/12/80	5N-9W-2	33 48 40	113 10 25	2198
Gladden	5170	620	Rain	Centennial	2	2/2/82	7N-10W-33	33 54 09	113 17 54	2198
Centennial Wash	5180	635	Rain	Centennial	2	11/19/81	7N-7W-16	33 57 03	113 00 02	2417
Smith Peak	5190	625	Rain/Reprtr.	Centennial	2	5/5/80	8N-11W-1	34 04 00	113 21 03	5131
Buckeye FRS #1	5200	1625	Rain/Stage	Hassayampa	3	7/26/83	1N-5W-3	33 27 31	112 45 02	1097
Buckeye FRS #2	5205	none	Rain/Stage	Hassayampa	3	11/11/92	1N-3W-07	33 26 26	112 35 47	1150
Jackrabbit Wash	5215	1620	Rain	Hassayampa	3	9/14/82	5N-6W-31	33 44 08	112 54 54	1798
Morristown	5220	REC	Rain	Hassayampa	3	5/13/92	6N-4W-13	33 51 21	112 37 29	1978
Sunset FRS	5230	3630	Rain/Stage	Hassayampa	4	2/12/89	7N-5W-11	33 57 50	112 44 33	2100
Sunnycove FRS	5245	3635	Rain/Stage	Hassayampa	4	7/31/86	7N-5W-11	33 57 25	112 44 24	2200
Vulture Mine	5260	3645	Rain	Hassayampa	4	10/14/81	7N-5W-15	33 56 42	112 46 07	2311
Sols Wash	5275	3625	Rain	Hassayampa	4	9/24/81	8N-7W-13	34 07 25	112 56 55	2771
Yarnell Hill	5290	3620	Rain/Reprtr.	Hassayampa	4	7/13/81	10N-5W-11	34 13 21	112 44 53	5128
Box Canyon	5305	3660	Rain/Stage	Hassayampa	4	11/17/83	8N-4W-7	34 02 56	112 42 05	2245
O'Brian	5320	3610	Rain	Hassayampa	5	11/3/82	9N-3W-21	34 03 48	112 34 20	2798
Minnehaha	5335	3650	Rain	Hassayampa	5	6/16/81	10N-1W-31	34 10 00	112 22 30	5602
Towers Mtn.	5340	4540	Rain/Reprtr.	Hassayampa	5	5/1/92	10N-1W-15	34 14 24	112 21 47	7528
Hassy Bridge	5350	3670	Rain/Runoff	Hassayampa	5	12/19/83	11N-3W-9	34 18 38	112 34 05	3785
Wilhoit	5365	3640	Rain	Hassayampa	5	9/24/81	13N-3W-32	34 26 36	112 36 47	5043
Mt. Union	5380	3510	Rain/Reprtr.	Hassayampa	5	8/16/82	12N-2W-1	34 24 47	112 24 54	7495
Agua Fria @ Buckeye	5400	2800	Rain/Stage	Agua Fria	6	10/11/88	1N-1W-14	33 26 05	112 19 54	940
White Tanks 3	5415	1635	Rain/Stage	Agua Fria	6	3/12/86	2N-2W-9	33 32 01	112 28 14	1190
White Tanks E. Peak	5430	1615	Rain/Reprtr.	Agua Fria	6	5/15/80	3N-3W-27	33 34 08	112 33 29	4031
McMicken Floodway	5435	REC	Rain/Stage	Agua Fria	6	9/3/92	4N-1W-18	33 41 04	112 24 33	1337
McMicken Dam	5445	1600	Rain/Stage	Agua Fria	6	3/24/83	4N-2W-24	33 40 38	112 25 23	1361

Patton Rd.	5450	REC	Rain	Agua Fria	6	5/13/92	5N-3W-33	33 43 53	112 34 23	2683
Wittmann	5455	REC	Rain	Agua Fria	7	5/13/92	5N-3W-13	33 46 15	112 31 14	1653
Chrysler P. Grounds	5460	1650	Rain	Agua Fria	7	10/31/90	5N-2W-7	33 47 04	112 30 03	1720
Circle City	5475	1605	Rain	Agua Fria	7	9/17/82	6N-3W-32	33 49 22	112 35 25	1890
Castle Hot Springs	5490	1610	Rain	Agua Fria	7	10/20/81	7N-3W-24	33 55 42	112 31 42	2683
New River @ Glendale	5505	1520	Rain/Stage	Agua Fria	7	3/21/90	3N-1E-8	33 32 14	112 17 00	1050
Dysart @ Bell Rd.	5510	none	Rain	Agua Fria	7	10/19/92	3N 1W 02	33 38 11	112 20 27	1190
ACDC @ 67th Ave.	5520	1510	Rain/Stage	Agua Fria	7, 16	6/7/90	3N-1E-12	33 37 26	112 12 10	1220
Adobe Dam	5535	2650	Rain/Stage	Agua Fria	8	10/28/82	4N-2E-21	33 40 37	112 09 12	1413
Deer Valley Airport	5550	3720	Rain	Agua Fria	8	1/23/91	4N-3E-18	33 41 06	112 04 59	1445
Skunk Creek @ I-17	5565	2640	Rain/Stage	Agua Fria	8	10/26/89	5N-2E-35	33 43 47	112 07 21	1475
Upper Skunk Creek	5580	2630	Rain	Agua Fria	8	9/19/80	6N-3E-5	33 53 35	112 04 05	2109
New River @ Bell Rd.	5595	1530	Rain/Stage	Agua Fria	8	4/4/90	3N-1E-3	33 38 18	112 14 27	1200
New River Dam	5610	2700	Rain/Stage	Agua Fria	8	4/15/86	5N-1E-35	33 44 09	112 13 31	1498
Sunup Ranch	5625	2605	Rain	Agua Fria	8	3/21/84	6N-2E-03	33 53 36	112 08 20	2141
Cooks Mesa	5640	2615	Rain	Agua Fria	9	3/21/84	8N-4E-4	34 03 34	111 57 06	4565
Lake Pleasant	5650	2660	Weather	Agua Fria	9	12/10/91	6N-1E-21	33 50 53	112 16 43	1600
Garfias Mtn.	5670	4620	Rain	Agua Fria	9	4/14/81	7N-2W-1	33 57 55	112 25 43	2645
Columbia Hill	5685	4635	Rain	Agua Fria	9	5/28/81	8N-1W-22	34 01 04	112 21 09	2393
Horsethief Basin	5700	4510	Weather	Agua Fria	9	11/24/86	9N-1E-33	34 06 19	112 20 49	6702
Crown King	5715	4530	Rain	Agua Fria	9	5/10/83	10N-1W-15	34 12 50	112 21 14	6783
Sunset Point	5730	4520	Rain	Agua Fria	9	6/9/81	9N-2E-23	34 11 13	112 08 04	3378
Horseshoe Ranch	5745	4615	Rain	Agua Fria	10	3/9/85	10N-3E-24	34 13 50	112 00 00	3805
Horner Mtn. Ranch	5760	4605	Rain	Agua Fria	10	2/13/81	11N-4E-4	34 31 53	111 56 44	4407
Arizona Hunt Club	5775	4610	Rain	Agua Fria	10	2/18/81	12N-2E-27	34 23 26	112 07 42	3805
I-17 @ 169	5790	4600	Rain	Agua Fria	10	10/6/87	13N-3E-3	34 31 10	112 00 02	4750
Dewey	5805	4625	Rain	Agua Fria	10	6/18/81	13N-2E-8	34 30 21	112 08 32	4775
Prescott Valley	5820	3520	Rain	Agua Fria	10	12/7/82	15N-1E-16	34 40 43	112 15 16	5228
Asher Hills	5900	6690	Rain	Verde	11	8/2/90	4N-6E-1	33 43 03	111 41 01	1680
McDowell Mtn. Park	5915	6695	Rain	Verde	11	8/6/90	4N-6E-16	33 43 00	111 44 42	2040
Fraesfield Mtn.	5930	6685	Rain	Verde	11	7/28/89	5N-5E-23	33 45 41	111 48 51	2661
Thompson Peak	5945	6650	Rain/Repr.	Verde	11	6/11/80	4N-5E-35	33 38 40	111 49 11	3993
Mt. Ord	5960	2600	Rain/Repr.	Verde	11	7/1/83	7N-9E-34	33 53 25	111 24 20	7139
Alvord Park	6000	6565	Rain	C.Creek / Salt	12	8/8/90	1S-2E-3	33 22 22	112 08 08	1070
Roeser @ 2nd St.	6010	3740	Rain	C.Creek / Salt	12	1/29/91	1N-3E-29	33 23 58	112 04 11	1079
Salt R. @ 24th St.	6020	5900	Rain/Stage	C.Creek / Salt	12	32897	1S-3E-23	33 24 53	112 01 46	1100
Kleinman Park	6030	3800	Rain	C.Creek / Salt	12	3/26/91	1N-5E-28	33 24 03	111 51 02	1220

Fitch Park	6040	3810	Rain	C.Creek / Salt	12	3/27/91	1N-5E-15	33 25 42	111 49 35	1245
Mountain View Park	6050	3820	Rain	C.Creek / Salt	12	3/21/91	1N-6E-17	33 25 52	111 46 14	1280
Spookhill FRS	6060	5645	Rain/Stage	C.Creek / Salt	12	3/13/84	2N-7E-31	33 28 01	111 40 48	1595
IBW @ McKellips Rd.	6100	6630	Rain/Stage	C.Creek / Salt	13	5/21/85	1N-4E-11	33 26 58	111 54 58	1187
IBW @ Indian Bend Rd.	6110	6670	Rain/Stage	C.Creek / Salt	13	9/28/83	2N-4E-12	33 32 00	111 54 53	1071
IBW @ Interceptor	6120	6625	Rain/Stage	C.Creek / Salt	13	1/1/89	2N-4E-12	33 31 57	111 53 55	1071
Thunderbird Academy	6130	6635	Rain	C.Creek / Salt	13	8/4/81	3N-4E-14	33 36 38	111 55 22	1448
IBW @ Sweetwater	6140	6660	Rain/Stage	C.Creek / Salt	13	12/27/90	3N-3E-13	33 36 15	112 00 18	1400
Paradise Valley Park	6150	6640	Rain	C.Creek / Salt	13	2/27/89	4N-3E-36	33 39 17	112 00 13	1494
Lost Dog Wash	6160	6655	Rain/Stage	C.Creek / Salt	13	7/13/90	3N-5E-14	33 36 02	111 48 02	1700
Durango Complex	6200	2810	Weather	C.Creek / Salt	14	6/4/80	1N-2E-14	33 25 41	112 07 09	1050
Phoenix Municipal	6210	3760	Rain	C.Creek / Salt	14	1/29/91	1N-3E-8	33 27 08	112 04 48	1080
Thomas @ 16th St.	6220	3700	Rain	C.Creek / Salt	14	1/17/91	1N-3E-24	33 28 37	112 02 27	1120
Perry Park	6230	3770	Rain	C.Creek / Salt	14	8/22/90	2N-3E-5	33 28 39	112 00 50	1160
Papago Park	6240	3780	Rain	C.Creek / Salt	14	8/15/90	1N-4E-5	33 27 37	111 58 07	1200
Thomas @ 48th St.	6250	3730	Rain	C.Creek / Salt	15	1/30/91	1N-4E-31	33 28 49	111 58 46	1200
Maryvale Muni Golf	6260	6575	Rain	C.Creek / Salt	15	8/17/89	2N-2E-19	33 28 21	112 09 40	1200
City of Glendale	6270	1500	Rain	C.Creek / Salt	15	7/13/89	2N-2E-6	33 32 45	112 11 43	1148
Missouri @ 16th St.	6280	3710	Rain	C.Creek / Salt	15	1/17/91	2N-3E-16	33 31 01	112 02 53	1155
Paradise Valley CC	6290	6645	Rain	C.Creek / Salt	15	7/13/89	2N-4E-9	33 32 07	112 00 13	1494
Dreamy Draw	6300	6610	Rain/Stage	C.Creek / Salt	16	1/24/84	3N-3E-34	33 33 45	112 01 54	1407
ACDC @ 43rd Ave.	6320	1540	Rain/Stage	C.Creek / Salt	16	11/14/90	3N-2E-22	33 35 03	112 09 16	1225
Cave Creek @ Cactus	6330	1550	Rain/Stage	C.Creek / Salt	16	6/27/91	3N-2E-13	33 35 56	112 07 01	1280
Greenway @ 32nd Ave.	6340	3750	Rain	C.Creek / Salt	16	1/31/91	3N-2E-2	33 37 31	112 07 45	1300
Cave Buttes Dam	6400	6620	Rain/Stage	C.Creek / Salt	17	1/25/84	4N-3E-15	33 42 58	112 02 43	1649
Cave Creek	6410	2520	Rain/Stage	C.Creek / Salt	17	11/3/89	6N-4E-29	33 49 50	111 57 57	2000
Grapevine Wash	6420	2510	Rain/Stage	C.Creek / Salt	17	7/6/89	6N-4E-24	33 50 40	111 53 29	2250
Carefree Ranch	6430	2510	Weather	C.Creek / Salt	17	7/15/85	6N-5E-16	33 52 03	111 51 00	3200
Humboldt Mtn.	6440	2625	Rain	C.Creek / Salt	17	7/14/81	7N-5E-6	33 58 48	111 47 56	5198
Seven Springs	6450	2610	Rain	C.Creek / Salt	17	11/12/81	8N-5E-8	34 03 06	111 51 17	4595
Guadalupe FRS	6500	6500	Rain/Stage	Gila / Queen Ck	18	6/29/89	1S-4E-5	33 22 16	111 58 10	1250
South Mountain Park	6510	6510	Weather	Gila / Queen Ck	18	9/28/82	1S-3E-11	33 20 46	112 02 59	2135
Carriage Lane Park	6520	3830	Rain	Gila / Queen Ck	18	3/26/91	1N-4E-7	33 21 34	111 53 22	1200
Pima Wash	6530	6530	Rain/Stage	Gila / Queen Ck	18	8/21/89	1S-4E-5	33 21 54	111 58 42	1338
Mesa Tower	6540	3815	Rain	Gila / Queen Ck	18	7/19/89	1N-5E-35	33 23 01	111 49 34	1215
South Mountain West	6550	6550	Rain	Gila / Queen Ck	18	11/21/90	1S-2E-21	33 19 26	112 09 17	1500
EMF @ Broadway	6565	5665	Rain/Stage	Gila / Queen Ck	19	8/10/89	1N-6E-26	33 24 21	111 42 42	1349

EMF @ Queencreek Rd.	6580	5650	Rain/Stage	Gila /Queen Ck	19	1/18/89	2S-6E-15	33 15 50	111 43 35	1317
EMF @ Arizona Ave.	6595	5660	Rain/Stage	Gila /Queen Ck	19	2/10/89	3S-5E-15	33 10 53	111 51 50	1214
Queen Creek Rd.	6610	5615	Rain	Gila /Queen Ck	19	5/13/84	2S-7E-10	33 15 49	111 37 35	1409
Signal Buttes FRS	6625	5630	Rain/Stage	Gila /Queen Ck	19	2/19/87	1N-7E-13	33 26 25	111 35 25	1650
Usery Mtn. Park	6640	5625	Rain	Gila /Queen Ck	19	6/20/85	1N-7E-1	33 27 56	111 36 26	1799
Thunder Mtn.	6655	5635	Rain	Gila /Queen Ck	19	3/31/82	2N-7E-28	33 29 48	111 38 25	2552
Apache FRS	6670	5640	Rain/Stage	Gila /Queen Ck	20	12/16/81	1N-8E-17	33 26 28	111 33 07	1989
Vineyard FRS	6685	5610	Rain/Stage	Gila /Queen Ck	20	11/2/83	1S-8E-9	33 21 06	111 32 34	1582
Rittenhouse FRS	6700	5700	Rain/Stage	Gila /Queen Ck	20	9/27/88	2S-8E-2	33 17 22	111 30 26	1580
Magma FRS	6715	5800	Rain/Stage	Gila /Queen Ck	20	10/27/88	4S-9E-35	33 07 04	111 24 09	1610
Florence Junction	6730	5600	Rain	Gila /Queen Ck	20	4/18/86	1S-9E-35	33 17 51	111 23 43	1840
Kings Ranch	6745	5605	Rain/Reptr.	Gila /Queen Ck	20	9/13/81	1N-9E-33	33 23 06	111 25 58	2145
Gila @ St. 85	6800	6540	Rain/Stage	Wtrmn/Sauceda	21	1/30/90	1S-4W-13	33 19 55	112 37 26	825
Buckeye FRS #3	6810	none	Rain/Stage	Wtrmn/Sauceda	21	11/23/92	1N-3W-10	33 26 49	112 33 20	1200
White Tanks 4	6820	1630	Rain/Stage	Wtrmn/Sauceda	21	1/9/86	1N-2W-5	33 27 04	112 29 40	1044
Estrella Park	6840	6520	Rain	Wtrmn/Sauceda	21	2/28/89	1N-1W-33	33 23 08	112 22 24	950
Holly Acres	6860	2820	Rain	Wtrmn/Sauceda	22	1/26/89	1N-1E-31	33 23 12	112 18 08	945
Waterman Wash	6880	600	Rain	Wtrmn/Sauceda	22	5/12/83	2S-1W-25	33 13 15	112 18 31	1263
Estrella Fan	6890	none	Weather	Wtrmn/Sauceda	22	11/15/92	2S-1W-12	33 19 15	112 19 15	1425
Upper Waterman Wash	6900	590	Rain	Wtrmn/Sauceda	22	6/23/88	4S-2W-11	33 05 25	112 25 25	1600
Sauceda Wash	6920	520	Rain/Stage	Wtrmn/Sauceda	23	2/28/90	6S-5W-04	32 52 27	112 44 57	726
Sand Tanks Wash	6940	605	Rain	Wtrmn/Sauceda	23	7/21/83	7S-4W-14	32 48 06	112 37 55	1108
Bender Wash	6960	610	Rain	Wtrmn/Sauceda	23	1/12/82	6S-3W-14	32 54 39	112 31 56	1243
Vekol Wash	6980	530	Rain/Stage	Wtrmn/Sauceda	23	3/7/90	7S-1E-3	32 50 30	112 14 58	1720

INTRODUCTION

The following information provides insight on the arrangement of data presented within this report.

1. Precipitation data collected from individual gauging sites is arranged in groups of four to seven. These groups as they are listed in the Table of Contents are an attempt to group gauges located within the same watershed.
2. Data is placed within these groups by month, based on a "water year" which begins in October.
3. The unit of measurement for precipitation data provided in this report is inches.
4. All of the data in this report has been reviewed and edited in an attempt to provide the most reliable data. A blank within the data set is an indication that data was either lost and not retrievable from archived records or in some instances the gauge had not yet been installed. Please refer to the installation dates provided with the gauge ID numbers.
5. Storm report summaries are missing from October, 1991, as the District was in the process of moving to a new building and reinstalling equipment. During January, 1992, there was a loss of communication towers and data repeaters resulting in a loss of individual gauge data based on their individual communication links.
6. An Index of sensor station numbers is provided at the back of this report.
7. Additional or more detailed precipitation data in hard copy or computer format may be available, but was too lengthy to publish in this report. Please contact the Flood Control District, Hydrology Division, Special Projects Branch at (602) 506-1501.
8. Note on data compilation: FCD telemetered rain gauges measure depth in 1 mm increments. The base station uses the 12 digit constant 0.03937... to convert mm to inches, but rounds to 2 digit precision (hundredths of an inch) in reports. As a result, monthly totals sometimes sum to less than the sum of the individual days, because the monthly totals are the rounded sum of the 12 digit daily totals.

Group Name
Lower Gila/Centennial

DeviceID	5000	5050	5100	5110	5120
StatType	dif	dif	dif	dif	dif
DataType	precip	precip	precip	precip	precip
Units	in	in	in	in	in
1 day at 24:00:00					
10/31/91	0.00	0.00	0.00	0.00	0.00
10/30/91	0.00	0.00	0.00	0.00	0.00
10/29/91	0.00	0.00	0.00	0.00	0.00
10/28/91	0.00	0.00	0.00	0.00	0.00
10/27/91	0.04	0.00	0.16	0.08	0.08
10/26/91	0.00	0.00	0.00	0.00	0.00
10/25/91	0.00	0.00	0.00	0.00	0.00
10/24/91	0.00	0.00	0.00	0.00	0.00
10/23/91	0.00	0.00	0.00	0.00	0.00
10/22/91	0.00	0.00	0.00	0.00	0.00
10/21/91	0.00	0.00	0.00	0.00	0.16
10/20/91	0.00	0.00	0.00	0.00	0.00
10/19/91	0.00	0.00	0.00	0.00	0.00
10/18/91	0.00	0.00	0.00	0.00	0.00
10/17/91	0.00	0.00	0.00	0.00	0.00
10/16/91	0.00	0.00	0.00	0.00	0.00
10/15/91	0.00	0.00	0.00	0.00	0.00
10/14/91	0.00	0.00	0.00	0.00	0.00
10/13/91	0.00	0.00	0.00	0.00	0.00
10/12/91	0.00	0.00	0.00	0.00	0.00
10/11/91	0.00	0.00	0.00	0.00	0.00
10/10/91	0.00	0.00	0.00	0.00	0.00
10/09/91	0.00	0.00	0.00	0.00	0.00
10/08/91	0.00	0.00	0.00	0.00	0.00
10/07/91	0.00	0.00	0.00	0.00	0.00
10/06/91	0.00	0.00	0.00	0.00	0.00
10/05/91	0.00	0.00	0.00	0.00	0.00
10/04/91	0.00	0.00	0.00	0.00	0.00
10/03/91	0.00	0.00	0.00	0.00	0.00
10/02/91	0.00	0.00	0.00	0.00	0.00
10/01/91	0.00	0.00	0.00	0.00	0.00
TOTALS:	0.04	0.00	0.16	0.08	0.24

Group Name
Lower Gila/Centennial

DeviceID	5000	5050	5100	5110	5120
StatType	dif	dif	dif	dif	dif
DataType	precip	precip	precip	precip	precip
Units	in	in	in	in	in
1 day at 24:00:00					
11/30/91	0.39	0.16	0.16	0.08	0.20
11/29/91	0.00	0.08	0.00	0.12	0.12
11/28/91	0.00	0.00	0.00	0.00	0.00
11/27/91	0.00	0.00	0.00	0.00	0.00
11/26/91	0.00	0.00	0.00	0.00	0.00
11/25/91	0.00	0.00	0.00	0.00	0.00
11/24/91	0.00	0.00	0.00	0.00	0.00
11/23/91	0.00	0.00	0.00	0.00	0.00
11/22/91	0.00	0.00	0.00	0.00	0.00
11/21/91	0.00	0.00	0.00	0.00	0.00
11/20/91	0.00	0.00	0.00	0.00	0.00
11/19/91	0.00	0.00	0.00	0.00	0.00
11/18/91	0.00	0.00	0.00	0.00	0.00
11/17/91	0.00	0.00	0.00	0.00	0.00
11/16/91	0.00	0.00	0.00	0.00	0.00
11/15/91	0.00	0.00	0.00	0.00	0.00
11/14/91	0.00	0.00	0.00	0.00	0.00
11/13/91	0.00	0.00	0.00	0.00	0.00
11/12/91	0.00	0.00	0.00	0.00	0.00
11/11/91	0.00	0.00	0.00	0.00	0.00
11/10/91	0.04	0.12	0.12	0.00	0.00
11/09/91	0.00	0.00	0.00	0.00	0.00
11/08/91	0.00	0.00	0.00	0.00	0.00
11/07/91	0.00	0.00	0.00	0.00	0.00
11/06/91	0.00	0.00	0.00	0.00	0.00
11/05/91	0.00	0.00	0.00	0.00	0.00
11/04/91	0.00	0.00	0.00	0.00	0.00
11/03/91	0.00	0.00	0.00	0.00	0.00
11/02/91	0.00	0.00	0.00	0.00	0.00
11/01/91	0.00	0.00	0.00	0.00	0.00
TOTALS:	0.43	0.35	0.28	0.20	0.31

Group Name
Lower Gila/Centennial

DeviceID	5000	5050	5100	5110	5120
StatType	dif	dif	dif	dif	dif
DataType	precip	precip	precip	precip	precip
Units	in	in	in	in	in
1 day at 24:00:00					
12/31/91	0.00	0.00	0.00	0.00	0.00
12/30/91	0.00	0.00	0.00	0.00	0.00
12/29/91	0.00	0.00	0.00	0.00	0.00
12/28/91	0.00	0.00	0.12	0.00	0.00
12/27/91	0.00	0.00	0.00	0.00	0.00
12/26/91	0.00	0.00	0.00	0.00	0.00
12/25/91	0.00	0.00	0.00	0.00	0.00
12/24/91	0.00	0.00	0.00	0.00	0.00
12/23/91	0.00	0.00	0.00	0.00	0.00
12/22/91	0.00	0.00	0.00	0.00	0.00
12/21/91	0.00	0.00	0.00	0.00	0.00
12/20/91	0.04	0.00	0.04	0.04	0.00
12/19/91	0.67	0.20	0.35	0.16	0.20
12/18/91	0.08	0.00	0.12	0.00	0.00
12/17/91	0.00	0.00	0.00	0.00	0.00
12/16/91	0.00	0.00	0.00	0.00	0.00
12/15/91	0.00	0.00	0.00	0.00	0.00
12/14/91	0.00	0.00	0.00	0.00	0.00
12/13/91	0.00	0.00	0.00	0.00	0.00
12/12/91	0.00	0.00	0.00	0.00	0.00
12/11/91	0.00	0.00	0.00	0.00	0.00
12/10/91	0.16	0.16	0.04	0.12	0.08
12/09/91	0.00	0.00	0.00	0.00	0.00
12/08/91	0.00	0.00	0.00	0.00	0.00
12/07/91	0.00	0.00	0.00	0.00	0.00
12/06/91	0.00	0.00	0.00	0.00	0.00
12/05/91	0.00	0.00	0.00	0.00	0.00
12/04/91	0.00	0.00	0.00	0.00	0.00
12/03/91	0.00	0.00	0.00	0.00	0.00
12/02/91	0.00	0.00	0.00	0.00	0.00
12/01/91	0.00	0.00	0.04	0.00	0.00
TOTALS:	0.94	0.35	0.71	0.31	0.28

Lower Gila/Centennial

DeviceID	5000	5050	5100	5110	5120
StatType	dif	dif	dif	dif	dif
DataType	precip	precip	precip	precip	precip
Units	in	in	in	in	in
1 day at 24:00:00					
01/31/92	0.00	0.00	0.00	0.00	0.00
01/30/92	0.00	0.00	0.00	0.00	0.00
01/29/92	0.00	0.00	0.00	0.00	0.00
01/28/92	0.00	0.00	0.00	0.00	0.00
01/27/92	0.00	0.00	0.00	0.00	0.00
01/26/92	0.00	0.00	0.00	0.00	0.00
01/25/92	0.00	0.00	0.00	0.00	0.00
01/24/92	0.00	0.00	0.00	0.00	0.00
01/23/92	0.00	0.00	0.00	0.00	0.00
01/22/92	0.00	0.00	0.00	0.00	0.00
01/21/92	0.00	0.00	0.00	0.00	0.00
01/20/92	0.20	0.00	0.04	0.00	0.00
01/19/92	0.00	0.00	0.00	0.00	0.00
01/18/92	0.00	0.00	0.00	0.00	0.00
01/17/92	0.00	0.00	0.00	0.00	0.00
01/16/92	0.00	0.00	0.00	0.00	0.00
01/15/92	0.00	0.00	0.00	0.00	0.00
01/14/92	0.00	0.00	0.00	0.00	0.00
01/13/92	0.00	0.00	0.00	0.00	0.00
01/12/92	0.00	0.00	0.00	0.00	0.00
01/11/92	0.04	0.08	0.24	0.04	0.08
01/10/92	0.00	0.00	0.00	0.00	0.00
01/09/92	0.00	0.00	0.00	0.00	0.00
01/08/92	0.00	0.00	0.00	0.00	0.00
01/07/92	0.00	0.00	0.00	0.00	0.00
01/06/92	0.43	0.28	0.51	0.35	0.43
01/05/92	0.00	0.00	0.04	0.00	0.00
01/04/92	0.04	0.00	0.04	0.04	0.04
01/03/92	0.75	0.55	0.28	0.47	0.94
01/02/92	0.00	0.00	0.00	0.00	0.00
01/01/92	0.00	0.00	0.00	0.00	0.00
TOTALS:	1.46	0.91	1.14	0.91	1.50

Group Name
Lower Gila/Centennial

DeviceID	5000	5050	5100	5110	5120
StatType	dif	dif	dif	dif	dif
DataType	precip	precip	precip	precip	precip
Units	in	in	in	in	in
1 day at 24:00:00					
02/29/92	0.00	0.00	0.00	0.00	0.00
02/28/92	0.00	0.00	0.00	0.00	0.00
02/27/92	0.00	0.00	0.00	0.00	0.00
02/26/92	0.00	0.00	0.00	0.00	0.00
02/25/92	0.00	0.00	0.00	0.00	0.00
02/24/92	0.00	0.00	0.00	0.00	0.00
02/23/92	0.00	0.00	0.00	0.00	0.00
02/22/92	0.00	0.00	0.00	0.00	0.00
02/21/92	0.00	0.00	0.00	0.00	0.00
02/20/92	0.00	0.00	0.00	0.00	0.00
02/19/92	0.00	0.00	0.00	0.00	0.00
02/18/92	0.00	0.00	0.00	0.00	0.00
02/17/92	0.00	0.00	0.00	0.00	0.00
02/16/92	0.00	0.00	0.00	0.04	0.04
02/15/92	0.16	0.20	0.16	0.20	0.24
02/14/92	0.00	0.00	0.00	0.00	0.00
02/13/92	0.08	0.28	0.04	0.00	0.35
02/12/92	0.00	0.00	0.00	0.00	0.00
02/11/92	0.16	0.00	0.08	0.08	0.00
02/10/92	0.00	0.16	0.20	0.24	0.08
02/09/92	0.00	0.00	0.00	0.00	0.00
02/08/92	0.00	0.00	0.00	0.00	0.04
02/07/92	0.67	1.46	0.75	1.50	1.46
02/06/92	0.39	0.31	0.24	0.04	0.20
02/05/92	0.00	0.00	0.00	0.00	0.00
02/04/92	0.00	0.00	0.00	0.00	0.00
02/03/92	0.00	0.00	0.00	0.00	0.00
02/02/92	0.00	0.00	0.00	0.00	0.00
02/01/92	0.00	0.00	0.00	0.00	0.00
TOTALS:	1.46	2.40	1.46	2.09	2.40

Group Name
Lower Gila/Centennial

DeviceID	5000	5050	5100	5110	5120
StatType	dif	dif	dif	dif	dif
DataType	precip	precip	precip	precip	precip
Units	in	in	in	in	in
1 day at 24:00:00					
03/31/92	0.00	0.00	0.04	0.12	0.04
03/30/92	0.00	0.00	0.35	0.00	0.04
03/29/92	0.00	0.00	0.00	0.00	0.00
03/28/92	0.04	0.00	0.00	0.04	0.08
03/27/92	0.28	0.20	0.24	0.08	0.24
03/26/92	0.04	0.04	0.00	0.04	0.00
03/25/92	0.00	0.00	0.00	0.00	0.00
03/24/92	0.00	0.00	0.00	0.00	0.00
03/23/92	0.00	0.00	0.00	0.00	0.00
03/22/92	0.00	0.00	0.00	0.00	0.00
03/21/92	0.00	0.00	0.04	0.00	0.00
03/20/92	0.00	0.00	0.00	0.00	0.00
03/19/92	0.00	0.00	0.00	0.00	0.00
03/18/92	0.00	0.00	0.00	0.00	0.00
03/17/92	0.00	0.00	0.00	0.00	0.00
03/16/92	0.00	0.00	0.00	0.00	0.00
03/15/92	0.00	0.00	0.00	0.00	0.00
03/14/92	0.00	0.00	0.00	0.00	0.00
03/13/92	0.00	0.00	0.00	0.00	0.00
03/12/92	0.00	0.00	0.00	0.00	0.00
03/11/92	0.00	0.00	0.00	0.00	0.00
03/10/92	0.00	0.00	0.00	0.00	0.00
03/09/92	0.00	0.00	0.04	0.08	0.12
03/08/92	0.20	0.04	0.12	0.00	0.00
03/07/92	0.08	0.39	0.08	0.12	0.08
03/06/92	0.00	0.00	0.00	0.00	0.00
03/05/92	0.00	0.00	0.00	0.00	0.00
03/04/92	0.00	0.00	0.00	0.00	0.00
03/03/92	0.16	0.20	0.12	0.08	0.24
03/02/92	0.47	0.55	0.87	0.55	0.55
03/01/92	0.00	0.00	0.00	0.00	0.00
TOTALS:	1.26	1.42	1.89	1.10	1.38

Group Name Lower Gila/Centennial					
DeviceID	5000	5050	5100	5110	5120
StatType	dif	dif	dif	dif	dif
DataType	precip	precip	precip	precip	precip
Units	in	in	in	in	in
1 day at 24:00:00					
04/30/92	0.00	0.00	0.00	0.00	0.00
04/29/92	0.00	0.00	0.00	0.00	0.00
04/28/92	0.00	0.00	0.00	0.00	0.00
04/27/92	0.00	0.00	0.00	0.00	0.00
04/26/92	0.00	0.00	0.00	0.00	0.00
04/25/92	0.00	0.00	0.00	0.00	0.00
04/24/92	0.00	0.00	0.00	0.00	0.00
04/23/92	0.00	0.00	0.00	0.00	0.00
04/22/92	0.00	0.00	0.00	0.00	0.00
04/21/92	0.00	0.00	0.00	0.00	0.00
04/20/92	0.00	0.00	0.00	0.00	0.00
04/19/92	0.00	0.00	0.00	0.00	0.00
04/18/92	0.00	0.00	0.00	0.00	0.00
04/17/92	0.00	0.00	0.00	0.00	0.00
04/16/92	0.00	0.00	0.00	0.00	0.00
04/15/92	0.00	0.00	0.00	0.00	0.00
04/14/92	0.00	0.00	0.00	0.00	0.00
04/13/92	0.00	0.00	0.00	0.00	0.00
04/12/92	0.00	0.00	0.00	0.00	0.00
04/11/92	0.00	0.00	0.00	0.00	0.00
04/10/92	0.00	0.00	0.00	0.00	0.00
04/09/92	0.00	0.00	0.00	0.00	0.00
04/08/92	0.00	0.00	0.00	0.00	0.00
04/07/92	0.00	0.00	0.00	0.00	0.00
04/06/92	0.00	0.00	0.00	0.00	0.00
04/05/92	0.00	0.00	0.00	0.00	0.00
04/04/92	0.00	0.00	0.00	0.00	0.00
04/03/92	0.00	0.00	0.00	0.00	0.00
04/02/92	0.16	0.12	0.08	0.35	0.16
04/01/92	0.08	0.12	0.28	0.00	0.08
TOTALS:	0.24	0.24	0.35	0.35	0.24

Group Name Lower Gila/Centennial					
DeviceID	5000	5050	5100	5110	5120
StatType	dif	dif	dif	dif	dif
DataType	precip	precip	precip	precip	precip
Units	in	in	in	in	in
1 day at 24:00:00					
05/31/92	0.00	0.00	0.00	0.00	0.00
05/30/92	0.00	0.00	0.00	0.00	0.00
05/29/92	0.00	0.00	0.00	0.00	0.00
05/28/92	0.00	0.00	0.00	0.00	0.00
05/27/92	0.00	0.00	0.00	0.00	0.00
05/26/92	0.00	0.00	0.00	0.00	0.00
05/25/92	0.00	0.00	0.00	0.00	0.00
05/24/92	0.00	0.00	0.00	0.00	0.00
05/23/92	0.00	0.00	0.20	0.00	0.00
05/22/92	0.00	0.00	0.00	0.00	0.00
05/21/92	0.00	0.00	0.00	0.00	0.00
05/20/92	0.00	0.00	0.00	0.00	0.00
05/19/92	0.00	0.00	0.00	0.00	0.00
05/18/92	0.00	0.00	0.00	0.00	0.00
05/17/92	0.00	0.00	0.00	0.00	0.00
05/16/92	0.00	0.00	0.00	0.00	0.00
05/15/92	0.00	0.00	0.00	0.00	0.00
05/14/92	0.00	0.00	0.00	0.00	0.00
05/13/92	0.00	0.00	0.00	0.00	0.00
05/12/92	0.00	0.00	0.00	0.00	0.00
05/11/92	0.00	0.00	0.00	0.00	0.00
05/10/92	0.00	0.00	0.00	0.00	0.00
05/09/92	0.00	0.00	0.00	0.00	0.00
05/08/92	0.00	0.00	0.00	0.00	0.00
05/07/92	0.00	0.00	0.00	0.00	0.00
05/06/92	0.00	0.04	0.00	0.00	0.00
05/05/92	0.55	0.39	0.63	0.24	0.20
05/04/92	0.00	0.04	0.04	0.00	0.00
05/03/92	0.00	0.00	0.00	0.00	0.00
05/02/92	0.00	0.00	0.00	0.00	0.00
05/01/92	0.00	0.00	0.00	0.00	0.00
TOTALS:	0.55	0.47	0.87	0.24	0.20

Group Name
Lower Gila/Centennial

DeviceID	5000	5050	5100	5110	5120
StatType	dif	dif	dif	dif	dif
DataType	precip	precip	precip	precip	precip
Units	in	in	in	in	in
1 day at 24:00:00					
06/30/92	0.00	0.00	0.00	0.00	0.00
06/29/92	0.00	0.00	0.00	0.00	0.00
06/28/92	0.00	0.00	0.00	0.00	0.00
06/27/92	0.00	0.00	0.00	0.00	0.00
06/26/92	0.00	0.00	0.00	0.00	0.00
06/25/92	0.00	0.00	0.00	0.00	0.00
06/24/92	0.00	0.00	0.00	0.00	0.00
06/23/92	0.00	0.00	0.00	0.00	0.00
06/22/92	0.00	0.00	0.00	0.00	0.00
06/21/92	0.00	0.00	0.00	0.00	0.00
06/20/92	0.00	0.00	0.00	0.00	0.00
06/19/92	0.00	0.00	0.00	0.00	0.00
06/18/92	0.00	0.00	0.00	0.00	0.00
06/17/92	0.00	0.00	0.00	0.00	0.00
06/16/92	0.00	0.00	0.00	0.00	0.00
06/15/92	0.00	0.00	0.00	0.00	0.00
06/14/92	0.00	0.00	0.00	0.00	0.00
06/13/92	0.00	0.00	0.00	0.00	0.00
06/12/92	0.00	0.00	0.00	0.00	0.00
06/11/92	0.00	0.00	0.00	0.00	0.00
06/10/92	0.00	0.00	0.00	0.00	0.00
06/09/92	0.00	0.00	0.00	0.00	0.00
06/08/92	0.00	0.00	0.00	0.00	0.00
06/07/92	0.00	0.00	0.00	0.00	0.00
06/06/92	0.00	0.00	0.00	0.00	0.00
06/05/92	0.00	0.00	0.00	0.00	0.00
06/04/92	0.00	0.00	0.00	0.00	0.00
06/03/92	0.00	0.00	0.00	0.00	0.00
06/02/92	0.00	0.00	0.00	0.00	0.00
06/01/92	0.00	0.00	0.00	0.00	0.00
TOTALS:	0.00	0.00	0.00	0.00	0.00

Group Name
Lower Gila/Centennial

DeviceID	5000	5050	5100	5110	5120
StatType	dif	dif	dif	dif	dif
DataType	precip	precip	precip	precip	precip
Units	in	in	in	in	in
1 day at 24:00:00					
07/31/92	0.04	0.00	0.00	0.00	0.00
07/30/92	0.00	0.00	0.04	0.00	0.00
07/29/92	0.12	0.00	0.24	0.00	0.00
07/28/92	0.00	0.00	0.00	0.00	0.00
07/27/92	0.00	0.00	0.00	0.00	0.00
07/26/92	0.00	0.00	0.00	0.00	0.00
07/25/92	0.00	0.00	0.04	0.00	0.00
07/24/92	0.00	0.00	0.04	0.00	0.00
07/23/92	0.00	0.00	0.00	0.00	0.00
07/22/92	0.00	0.00	0.00	0.00	0.00
07/21/92	0.00	0.00	0.00	0.00	0.00
07/20/92	0.00	0.00	0.00	0.00	0.00
07/19/92	0.00	0.00	0.00	0.00	0.00
07/18/92	0.00	0.00	0.00	0.00	0.00
07/17/92	0.00	0.00	0.00	0.00	0.00
07/16/92	0.00	0.00	0.00	0.00	0.00
07/15/92	0.04	0.00	0.00	0.00	0.00
07/14/92	0.00	0.00	0.00	0.00	0.00
07/13/92	0.00	0.00	0.00	0.00	0.00
07/12/92	0.00	0.00	0.00	0.00	0.00
07/11/92	0.08	0.00	0.04	0.04	0.00
07/10/92	0.20	0.00	0.00	0.24	0.00
07/09/92	0.00	0.00	0.00	0.00	0.00
07/08/92	0.00	0.00	0.00	0.00	0.00
07/07/92	0.00	0.00	0.00	0.00	0.00
07/06/92	0.00	0.00	0.00	0.00	0.00
07/05/92	0.00	0.00	0.00	0.00	0.00
07/04/92	0.00	0.00	0.00	0.00	0.00
07/03/92	0.00	0.00	0.00	0.00	0.00
07/02/92	0.00	0.00	0.00	0.00	0.00
07/01/92	0.00	0.00	0.00	0.00	0.00
TOTALS:	0.47	0.00	0.39	0.28	0.00

Group Name
Lower Gila/Centennial

DeviceID	5000	5050	5100	5110	5120
StatType	dif	dif	dif	dif	dif
DataType	precip	precip	precip	precip	precip
Units	in	in	in	in	in
1 day at 24:00:00					
08/31/92	0.00	0.00	0.00	0.00	0.00
08/30/92	0.00	0.00	0.00	0.00	0.00
08/29/92	0.00	0.00	0.00	0.20	0.08
08/28/92	0.00	0.00	0.00	0.00	0.00
08/27/92	0.00	0.00	0.00	0.00	0.00
08/26/92	0.00	0.00	0.00	0.00	0.00
08/25/92	0.00	0.00	0.00	0.00	0.00
08/24/92	0.00	0.00	0.00	0.00	0.00
08/23/92	0.00	0.00	0.04	0.00	0.00
08/22/92	0.00	0.00	1.34	0.00	0.00
08/21/92	0.00	0.00	0.00	0.00	0.00
08/20/92	0.00	0.00	0.00	0.00	0.00
08/19/92	0.00	0.00	0.00	0.00	0.00
08/18/92	0.00	0.00	0.00	0.00	0.00
08/17/92	0.00	0.00	0.00	0.00	0.00
08/16/92	0.00	0.00	0.00	0.00	0.00
08/15/92	0.00	0.00	0.00	0.00	0.00
08/14/92	0.00	0.00	0.00	0.00	0.00
08/13/92	0.00	0.00	0.00	0.00	0.00
08/12/92	0.00	0.00	0.00	0.00	0.00
08/11/92	0.00	0.00	0.00	0.00	0.00
08/10/92	0.00	0.00	0.00	0.00	0.00
08/09/92	0.00	0.00	0.00	0.00	0.00
08/08/92	0.00	0.00	0.00	0.00	0.00
08/07/92	0.00	0.00	0.00	0.00	0.00
08/06/92	0.00	0.00	0.00	0.00	0.00
08/05/92	0.00	0.00	0.00	0.04	0.12
08/04/92	0.08	0.00	0.00	0.00	0.00
08/03/92	0.00	0.87	0.08	0.20	0.08
08/02/92	0.00	0.00	0.00	0.04	0.00
08/01/92	0.08	0.00	0.00	0.00	0.00
TOTALS:	0.16	0.87	1.46	0.47	0.28

Group Name
Lower Gila/Centennial

DeviceID	5000	5050	5100	5110	5120
StatType	dif	dif	dif	dif	dif
DataType	precip	precip	precip	precip	precip
Units	in	in	in	in	in
1 day at 24:00:00					
09/30/92	0.00	0.00	0.00	0.00	0.00
09/29/92	0.00	0.00	0.00	0.00	0.00
09/28/92	0.00	0.00	0.00	0.00	0.00
09/27/92	0.00	0.00	0.00	0.00	0.00
09/26/92	0.00	0.00	0.00	0.00	0.00
09/25/92	0.00	0.00	0.00	0.00	0.00
09/24/92	0.00	0.00	0.00	0.00	0.00
09/23/92	0.00	0.00	0.00	0.00	0.00
09/22/92	0.00	0.00	0.00	0.00	0.00
09/21/92	0.00	0.00	0.00	0.00	0.00
09/20/92	0.00	0.00	0.00	0.00	0.00
09/19/92	0.00	0.00	0.00	0.00	0.00
09/18/92	0.00	0.00	0.00	0.00	0.00
09/17/92	0.00	0.00	0.00	0.00	0.00
09/16/92	0.00	0.00	0.00	0.00	0.00
09/15/92	0.00	0.00	0.00	0.00	0.00
09/14/92	0.00	0.00	0.00	0.00	0.00
09/13/92	0.00	0.00	0.00	0.00	0.00
09/12/92	0.00	0.00	0.00	0.00	0.00
09/11/92	0.00	0.00	0.00	0.00	0.00
09/10/92	0.00	0.00	0.00	0.00	0.00
09/09/92	0.00	0.00	0.00	0.00	0.00
09/08/92	0.00	0.00	0.00	0.00	0.00
09/07/92	0.00	0.00	0.00	0.00	0.00
09/06/92	0.00	0.00	0.00	0.00	0.00
09/05/92	0.00	0.00	0.00	0.00	0.00
09/04/92	0.00	0.00	0.00	0.00	0.00
09/03/92	0.00	0.00	0.00	0.00	0.00
09/02/92	0.00	0.00	0.00	0.00	0.00
09/01/92	0.00	0.00	0.00	0.00	0.00
TOTALS:	0.00	0.00	0.00	0.00	0.00

Group Name
Upper Centennial

DeviceID	5130	5170	5180	5190
StatType	dif	dif	dif	dif
DataType	precip	precip	precip	precip
Units	in	in	in	in
1 day at 24:00:00				
10/31/91	0.00	0.00	_____	0.00
10/30/91	0.00	0.00	_____	0.00
10/29/91	0.00	0.00	_____	0.00
10/28/91	0.00	0.00	_____	0.00
10/27/91	0.28	0.31	_____	0.43
10/26/91	0.00	0.00	_____	0.00
10/25/91	0.00	0.00	_____	0.00
10/24/91	0.00	0.00	_____	0.00
10/23/91	0.00	0.00	_____	0.08
10/22/91	0.00	0.00	_____	0.00
10/21/91	0.00	0.00	_____	0.00
10/20/91	0.00	0.00	_____	0.00
10/19/91	0.00	0.00	_____	0.00
10/18/91	0.00	0.00	_____	0.00
10/17/91	0.00	0.00	_____	0.00
10/16/91	0.00	0.00	_____	0.00
10/15/91	0.00	0.00	_____	0.00
10/14/91	0.00	0.00	_____	0.00
10/13/91	0.00	0.00	_____	0.00
10/12/91	0.00	0.00	_____	0.00
10/11/91	0.00	0.00	_____	0.00
10/10/91	0.00	0.00	_____	0.00
10/09/91	0.00	0.00	_____	0.00
10/08/91	0.00	0.00	_____	0.00
10/07/91	0.00	0.00	_____	0.00
10/06/91	0.00	0.00	_____	0.00
10/05/91	0.00	0.00	_____	0.00
10/04/91	0.00	0.00	_____	0.00
10/03/91	0.00	0.00	_____	0.00
10/02/91	0.00	0.00	_____	0.00
10/01/91	0.00	0.00	_____	0.00
TOTALS:	0.28	0.31	_____	0.51

Group Name
Upper Centennial

DeviceID	5130	5170	5180	5190
StatType	dif	dif	dif	dif
DataType	precip	precip	precip	precip
Units	in	in	in	in
1 day at 24:00:00				
11/30/91	0.20	0.47	_____	0.00
11/29/91	0.12	0.20	_____	0.00
11/28/91	0.00	0.00	_____	0.00
11/27/91	0.00	0.00	_____	0.00
11/26/91	0.00	0.00	_____	0.00
11/25/91	0.00	0.00	_____	0.00
11/24/91	0.00	0.00	_____	0.00
11/23/91	0.00	0.00	_____	0.00
11/22/91	0.00	0.00	_____	0.00
11/21/91	0.00	0.00	_____	0.00
11/20/91	0.00	0.00	_____	0.00
11/19/91	0.00	0.00	_____	0.00
11/18/91	0.00	0.00	_____	0.00
11/17/91	0.00	0.00	_____	0.00
11/16/91	0.00	0.00	_____	0.00
11/15/91	0.00	0.00	_____	0.00
11/14/91	0.00	0.47	_____	0.12
11/13/91	0.00	0.00	_____	0.00
11/12/91	0.00	0.00	_____	0.00
11/11/91	0.00	0.00	_____	0.00
11/10/91	0.28	0.04	_____	0.79
11/09/91	0.00	0.00	_____	0.00
11/08/91	0.00	0.00	_____	0.00
11/07/91	0.00	0.00	_____	0.00
11/06/91	0.00	0.00	_____	0.00
11/05/91	0.00	0.00	_____	0.00
11/04/91	0.00	0.00	_____	0.00
11/03/91	0.00	0.00	_____	0.00
11/02/91	0.00	0.00	_____	0.00
11/01/91	0.00	0.00	_____	0.00
TOTALS:	0.59	1.18	_____	0.91

AM 300
 isin: Group Name
 Upper Centennial

DeviceID	5130	5170	5180	5190
StatType	dif	dif	dif	dif
DataType	precip	precip	precip	precip
Units	in	in	in	in
1 day at 24:00:00				
12/31/91	0.00	0.00	_____	0.00
12/30/91	0.16	0.16	_____	0.35
12/29/91	0.04	0.04	_____	0.04
12/28/91	0.00	0.00	_____	0.00
12/27/91	0.00	0.00	_____	0.00
12/26/91	0.00	0.00	_____	0.00
12/25/91	0.00	0.00	_____	0.00
12/24/91	0.00	0.00	_____	0.00
12/23/91	0.00	0.00	_____	0.00
12/22/91	0.00	0.00	_____	0.00
12/21/91	0.04	0.00	_____	0.00
12/20/91	0.00	0.00	_____	0.00
12/19/91	0.12	0.04	_____	0.08
12/18/91	0.00	0.00	_____	0.00
12/17/91	0.00	0.00	_____	0.00
12/16/91	0.00	0.00	_____	0.00
12/15/91	0.00	0.00	_____	0.00
12/14/91	0.00	0.00	_____	0.00
12/13/91	0.00	0.00	_____	0.00
12/12/91	0.00	0.00	_____	0.00
12/11/91	0.00	0.00	_____	0.04
12/10/91	0.12	0.16	_____	0.24
12/09/91	0.00	0.00	_____	0.00
12/08/91	0.00	0.00	_____	0.00
12/07/91	0.00	0.00	_____	0.00
12/06/91	0.00	0.00	_____	0.00
12/05/91	0.00	0.00	_____	0.00
12/04/91	0.00	0.00	_____	0.00
12/03/91	0.00	0.00	_____	0.00
12/02/91	0.00	0.00	_____	0.00
12/01/91	0.00	0.04	_____	0.00
TOTALS:	0.47	0.43	_____	0.75

AM 300
 isin: Group Name
 Upper Centennial

DeviceID	5130	5170	5180	5190
StatType	dif	dif	dif	dif
DataType	precip	precip	precip	precip
Units	in	in	in	in
1 day at 24:00:00				
01/31/92	0.00	0.00	_____	0.00
01/30/92	0.00	0.00	_____	0.00
01/29/92	0.00	0.00	_____	0.00
01/28/92	0.00	0.00	_____	0.00
01/27/92	0.00	0.00	_____	0.00
01/26/92	0.00	0.00	_____	0.00
01/25/92	0.00	0.00	_____	0.00
01/24/92	0.00	0.00	_____	0.00
01/23/92	0.00	0.00	_____	_____
01/22/92	0.00	0.00	_____	_____
01/21/92	0.00	0.00	_____	_____
01/20/92	0.00	0.00	_____	_____
01/19/92	0.00	0.00	_____	_____
01/18/92	0.00	0.00	_____	_____
01/17/92	0.00	0.00	_____	_____
01/16/92	0.00	0.00	_____	_____
01/15/92	0.00	0.00	_____	_____
01/14/92	0.00	0.00	_____	_____
01/13/92	0.00	0.00	_____	0.00
01/12/92	0.00	0.00	_____	0.00
01/11/92	0.00	0.00	_____	0.00
01/10/92	0.00	0.00	_____	0.00
01/09/92	0.00	0.00	_____	0.00
01/08/92	0.00	0.00	_____	0.00
01/07/92	0.00	0.00	_____	0.04
01/06/92	0.24	0.75	_____	0.16
01/05/92	0.00	0.08	_____	0.47
01/04/92	0.00	0.04	_____	0.08
01/03/92	0.67	0.47	_____	0.55
01/02/92	0.00	0.00	_____	0.00
01/01/92	0.00	0.00	_____	0.00
TOTALS:	0.91	1.34	_____	1.30

Group Name
Upper Centennial

DeviceID	5130	5170	5180	5190
StatType	dif	dif	dif	dif
DataType	precip	precip	precip	precip
Units	in	in	in	in
1 day at 24:00:00				
02/29/92	0.00	0.00	_____	0.00
02/28/92	0.00	0.00	_____	0.00
02/27/92	0.00	0.00	_____	0.00
02/26/92	0.00	0.00	_____	0.00
02/25/92	0.00	0.00	_____	0.00
02/24/92	0.00	0.00	_____	0.00
02/23/92	0.00	0.00	_____	0.00
02/22/92	0.00	0.00	_____	0.00
02/21/92	0.00	0.00	_____	0.00
02/20/92	0.00	0.00	_____	0.00
02/19/92	0.00	0.00	_____	0.00
02/18/92	0.00	0.00	_____	0.00
02/17/92	0.00	0.00	_____	0.00
02/16/92	0.00	0.00	_____	0.04
02/15/92	0.20	0.24	_____	0.04
02/14/92	0.00	0.00	_____	0.00
02/13/92	0.75	0.59	_____	1.26
02/12/92	0.00	0.04	_____	0.08
02/11/92	0.04	0.00	_____	0.16
02/10/92	0.08	0.08	_____	0.20
02/09/92	0.00	0.00	_____	0.04
02/08/92	0.20	0.16	_____	0.20
02/07/92	0.91	0.59	_____	0.83
02/06/92	0.08	0.12	_____	0.04
02/05/92	0.00	0.00	_____	0.00
02/04/92	0.00	0.00	_____	0.00
02/03/92	0.00	0.00	_____	0.00
02/02/92	0.00	0.00	_____	0.00
02/01/92	0.00	0.00	_____	0.00
TOTALS:	2.24	1.81	_____	2.87

Group Name
Upper Centennial

DeviceID	5130	5170	5180	5190
StatType	dif	dif	dif	dif
DataType	precip	precip	precip	precip
Units	in	in	in	in
1 day at 24:00:00				
03/31/92	0.08	0.20	_____	0.16
03/30/92	0.47	0.12	_____	0.35
03/29/92	0.00	0.00	_____	0.04
03/28/92	0.00	0.00	_____	0.24
03/27/92	0.35	0.98	_____	0.79
03/26/92	0.08	0.04	_____	0.00
03/25/92	0.00	0.00	_____	0.00
03/24/92	0.00	0.00	_____	0.00
03/23/92	0.00	0.00	_____	0.00
03/22/92	0.00	0.00	_____	0.04
03/21/92	0.00	0.04	_____	0.39
03/20/92	0.00	0.00	_____	0.00
03/19/92	0.00	0.00	_____	0.00
03/18/92	0.00	0.00	_____	0.00
03/17/92	0.00	0.00	_____	0.00
03/16/92	0.00	0.00	_____	0.00
03/15/92	0.00	0.00	_____	0.00
03/14/92	0.00	0.00	_____	0.00
03/13/92	0.00	0.00	_____	0.00
03/12/92	0.00	0.00	_____	0.00
03/11/92	0.00	0.00	_____	0.00
03/10/92	0.00	0.00	_____	0.00
03/09/92	0.20	0.12	_____	0.16
03/08/92	0.04	0.00	_____	0.31
03/07/92	0.35	0.20	_____	0.08
03/06/92	0.00	0.00	_____	0.00
03/05/92	0.00	0.00	_____	0.00
03/04/92	0.00	0.00	_____	0.00
03/03/92	0.39	0.16	_____	0.31
03/02/92	0.83	0.55	_____	0.79
03/01/92	0.00	0.00	_____	0.00
TOTALS:	2.80	2.40	_____	3.66

Group Name
Upper Centennial

DeviceID	5130	5170	5180	5190
StatType	dif	dif	dif	dif
DataType	precip	precip	precip	precip
Units	in	in	in	in
1 day at 24:00:00				
04/30/92	0.00	0.00	_____	0.00
04/29/92	0.00	0.00	_____	0.00
04/28/92	0.00	0.00	_____	0.00
04/27/92	0.00	0.00	_____	0.00
04/26/92	0.00	0.00	_____	0.00
04/25/92	0.00	0.00	_____	0.00
04/24/92	0.00	0.00	_____	0.00
04/23/92	0.00	0.00	_____	0.00
04/22/92	0.00	0.00	_____	0.00
04/21/92	0.00	0.00	_____	0.00
04/20/92	0.00	0.00	_____	0.00
04/19/92	0.00	0.00	_____	0.00
04/18/92	0.00	0.00	_____	0.00
04/17/92	0.00	0.00	_____	0.00
04/16/92	0.00	0.00	_____	0.00
04/15/92	0.00	0.00	_____	0.00
04/14/92	0.00	0.00	_____	0.00
04/13/92	0.00	0.00	_____	0.00
04/12/92	0.00	0.00	_____	0.00
04/11/92	0.00	0.00	_____	0.00
04/10/92	0.00	0.00	_____	0.00
04/09/92	0.00	0.00	_____	0.00
04/08/92	0.00	0.00	_____	0.00
04/07/92	0.00	0.00	_____	0.00
04/06/92	0.00	0.00	_____	0.00
04/05/92	0.00	0.00	_____	0.00
04/04/92	0.00	0.00	_____	0.00
04/03/92	0.00	0.00	_____	0.04
04/02/92	0.04	0.04	_____	0.08
04/01/92	0.39	0.08	_____	0.00
TOTALS:.	0.43	0.12	_____	0.12

Group Name
Upper Centennial

DeviceID	5130	5170	5180	5190
StatType	dif	dif	dif	dif
DataType	precip	precip	precip	precip
Units	in	in	in	in
1 day at 24:00:00				
05/31/92	0.00	0.00	0.00	0.00
05/30/92	0.00	0.00	0.00	0.04
05/29/92	0.00	0.00	0.00	0.00
05/28/92	0.00	0.00	0.04	0.00
05/27/92	0.00	0.00	0.00	0.00
05/26/92	0.00	0.00	0.00	0.00
05/25/92	0.00	0.00	0.00	0.00
05/24/92	0.00	0.00	0.00	0.00
05/23/92	0.00	0.00	0.00	0.00
05/22/92	0.00	0.00	0.00	0.00
05/21/92	0.00	0.00	0.00	0.00
05/20/92	0.00	0.00	0.00	0.16
05/19/92	0.00	0.00	0.00	0.00
05/18/92	0.00	0.00	0.00	0.00
05/17/92	0.00	0.00	0.00	0.00
05/16/92	0.00	0.00	0.00	0.00
05/15/92	0.00	0.00	0.00	0.00
05/14/92	0.00	0.00	0.00	0.00
05/13/92	0.00	0.00	0.00	0.00
05/12/92	0.00	0.00	0.00	0.00
05/11/92	0.00	0.00	0.00	0.00
05/10/92	0.00	0.00	0.00	0.00
05/09/92	0.00	0.00	0.00	0.00
05/08/92	0.00	0.00	0.00	0.00
05/07/92	0.04	0.04	0.00	0.00
05/06/92	0.04	0.00	0.00	0.04
05/05/92	0.04	0.63	0.12	0.63
05/04/92	0.00	0.04	0.00	0.00
05/03/92	0.00	0.00	0.00	0.00
05/02/92	0.00	0.00	0.00	0.00
05/01/92	0.00	0.00	0.00	0.00
TOTALS:	0.12	0.71	0.16	0.87

Group Name
Upper Centennial

DeviceID	5130	5170	5180	5190
StatType	dif	dif	dif	dif
DataType	precip	precip	precip	precip
Units	in	in	in	in
1 day at 24:00:00				
06/30/92	0.00	0.00	0.00	0.00
06/29/92	0.00	0.00	0.00	0.00
06/28/92	0.00	0.00	0.00	0.00
06/27/92	0.00	0.00	0.00	0.00
06/26/92	0.00	0.00	0.00	0.00
06/25/92	0.00	0.00	0.00	0.00
06/24/92	0.00	0.00	0.00	0.00
06/23/92	0.00	0.00	0.00	0.00
06/22/92	0.00	0.00	0.00	0.00
06/21/92	0.00	0.00	0.00	0.00
06/20/92	0.00	0.00	0.00	0.00
06/19/92	0.00	0.00	0.00	0.00
06/18/92	0.00	0.00	0.00	0.00
06/17/92	0.00	0.00	0.00	0.00
06/16/92	0.00	0.00	0.00	0.00
06/15/92	0.00	0.00	0.00	0.00
06/14/92	0.00	0.00	0.00	0.00
06/13/92	0.00	0.00	0.00	0.00
06/12/92	0.00	0.00	0.00	0.00
06/11/92	0.00	0.00	0.00	0.00
06/10/92	0.00	0.00	0.00	0.00
06/09/92	0.00	0.00	0.00	0.00
06/08/92	0.00	0.00	0.00	0.00
06/07/92	0.00	0.00	0.00	0.00
06/06/92	0.00	0.00	0.00	0.00
06/05/92	0.00	0.00	0.00	0.00
06/04/92	0.00	0.00	0.00	0.00
06/03/92	0.00	0.00	0.00	0.00
06/02/92	0.00	0.00	0.00	0.00
06/01/92	0.00	0.00	0.00	0.00
TOTALS:	0.00	0.00	0.00	0.00

Group Name
Upper Centennial

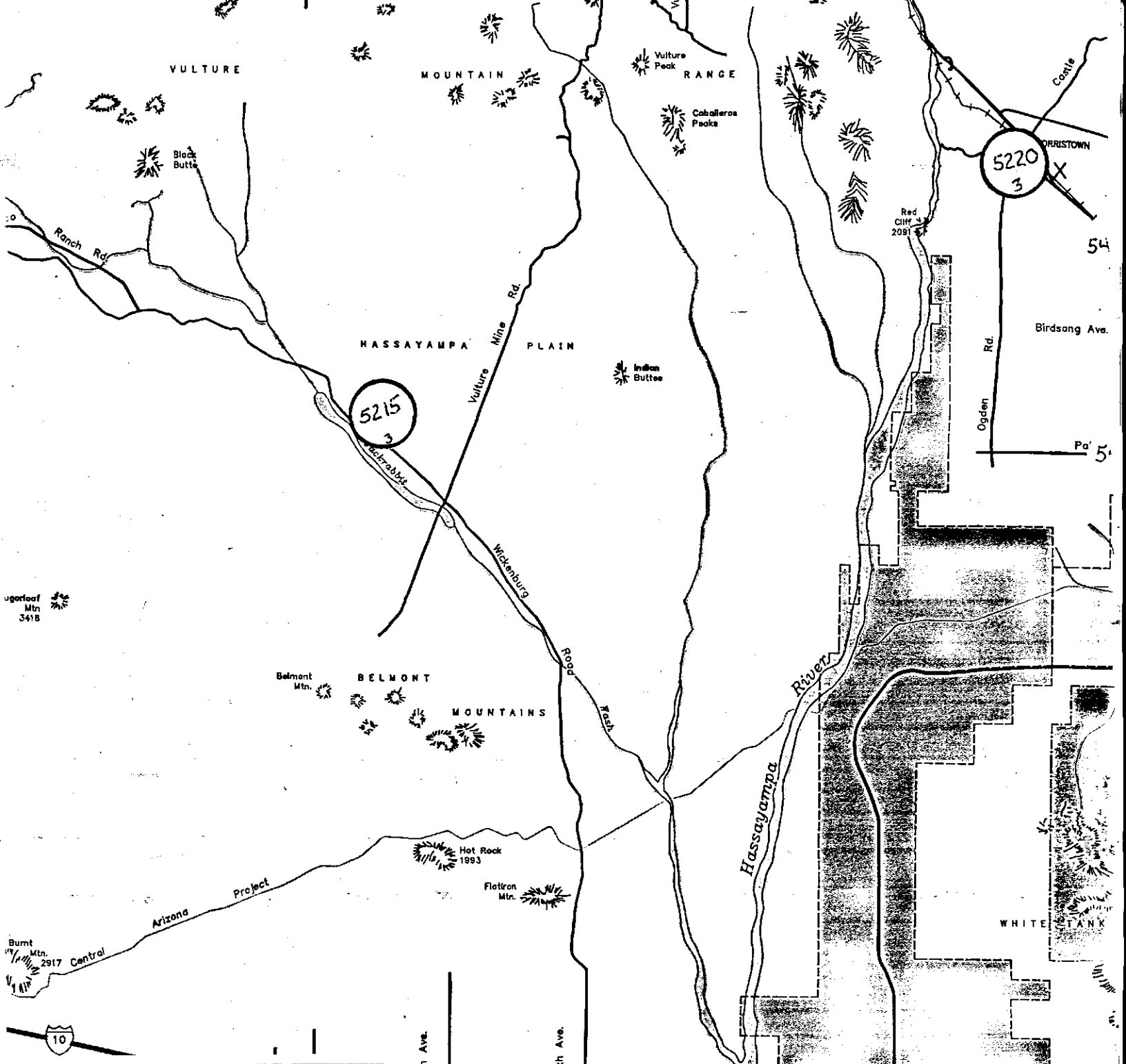
DeviceID	5130	5170	5180	5190
StatType	dif	dif	dif	dif
DataType	precip	precip	precip	precip
Units	in	in	in	in
1 day at 24:00:00				
07/31/92	0.00	0.04	0.00	0.00
07/30/92	0.00	0.00	0.00	0.08
07/29/92	0.00	0.00	0.00	0.00
07/28/92	0.00	0.04	0.00	0.00
07/27/92	0.00	0.00	0.00	0.00
07/26/92	0.00	0.00	0.00	0.00
07/25/92	0.00	0.00	0.00	0.00
07/24/92	0.00	0.00	0.00	0.00
07/23/92	0.00	0.00	0.00	0.00
07/22/92	0.00	0.00	0.00	0.00
07/21/92	0.00	0.00	0.00	0.00
07/20/92	0.00	0.00	0.00	0.00
07/19/92	0.00	0.00	0.00	0.00
07/18/92	0.00	0.00	0.00	0.00
07/17/92	0.00	0.00	0.00	0.00
07/16/92	0.00	0.00	0.00	0.00
07/15/92	0.00	0.00	0.00	0.00
07/14/92	0.00	0.00	0.00	0.00
07/13/92	0.00	0.00	0.00	0.00
07/12/92	0.00	0.00	0.00	0.00
07/11/92	0.00	0.00	0.00	0.04
07/10/92	0.00	0.00	0.00	0.00
07/09/92	0.00	0.00	0.00	0.00
07/08/92	0.00	0.00	0.00	0.00
07/07/92	0.16	0.00	0.00	0.00
07/06/92	0.00	0.00	0.00	0.00
07/05/92	0.00	0.00	0.00	0.00
07/04/92	0.00	0.00	0.00	0.00
07/03/92	0.00	0.00	0.00	0.00
07/02/92	0.00	0.00	0.00	0.00
07/01/92	0.00	0.00	0.00	0.00
TOTALS:	0.16	0.08	0.00	0.12

Group Name
Upper Centennial

DeviceID	5130	5170	5180	5190
StatType	dif	dif	dif	dif
DataType	precip	precip	precip	precip
Units	in	in	in	in
1 day at 24:00:00				
08/31/92	0.04	0.00	0.00	0.00
08/30/92	0.00	0.00	0.16	0.00
08/29/92	0.31	0.04	0.00	0.00
08/28/92	0.00	0.00	0.00	0.00
08/27/92	0.00	0.00	0.00	0.00
08/26/92	0.00	0.00	0.00	0.00
08/25/92	0.00	0.00	0.00	0.00
08/24/92	0.00	0.00	0.00	0.00
08/23/92	0.08	0.63	0.24	0.55
08/22/92	0.71	0.83	1.22	0.16
08/21/92	0.00	0.04	0.00	0.00
08/20/92	0.00	0.79	0.00	0.71
08/19/92	0.00	0.00	0.00	0.00
08/18/92	0.00	0.00	0.00	0.00
08/17/92	0.00	0.00	0.00	0.00
08/16/92	0.00	0.00	0.00	0.08
08/15/92	0.00	0.00	0.00	0.00
08/14/92	0.00	0.00	0.00	0.00
08/13/92	0.08	0.04	0.00	0.00
08/12/92	0.00	0.00	0.00	0.00
08/11/92	0.00	0.00	0.00	0.00
08/10/92	0.00	0.00	0.00	0.00
08/09/92	0.00	0.00	0.00	0.51
08/08/92	0.00	0.00	0.00	0.00
08/07/92	0.00	0.00	0.00	0.00
08/06/92	0.00	0.00	0.00	0.00
08/05/92	0.83	0.39	0.00	0.16
08/04/92	0.00	0.00	0.00	0.00
08/03/92	0.00	0.59	0.00	0.28
08/02/92	0.00	0.00	0.00	0.00
08/01/92	0.00	0.04	0.04	0.00
TOTALS:	2.05	3.39	1.65	2.44

Group Name
Upper Centennial

DeviceID	5130	5170	5180	5190
StatType	dif	dif	dif	dif
DataType	precip	precip	precip	precip
Units	in	in	in	in
1 day at 24:00:00				
09/30/92	0.00	0.00	0.00	0.00
09/29/92	0.00	0.00	0.00	0.00
09/28/92	0.00	0.00	0.00	0.00
09/27/92	0.00	0.00	0.00	0.00
09/26/92	0.00	0.00	0.00	0.00
09/25/92	0.00	0.00	0.00	0.00
09/24/92	0.00	0.00	0.00	0.00
09/23/92	0.00	0.00	0.00	0.00
09/22/92	0.00	0.00	0.00	0.00
09/21/92	0.00	0.00	0.00	0.04
09/20/92	0.00	0.16	0.83	0.51
09/19/92	0.00	0.00	0.00	0.00
09/18/92	0.00	0.00	0.00	0.00
09/17/92	0.00	0.00	0.00	0.00
09/16/92	0.00	0.00	0.00	0.00
09/15/92	0.00	0.00	0.00	0.00
09/14/92	0.00	0.00	0.00	0.00
09/13/92	0.00	0.00	0.00	0.00
09/12/92	0.00	0.00	0.00	0.00
09/11/92	0.00	0.00	0.00	0.00
09/10/92	0.00	0.00	0.00	0.00
09/09/92	0.00	0.00	0.00	0.00
09/08/92	0.00	0.00	0.00	0.00
09/07/92	0.00	0.00	0.00	0.00
09/06/92	0.00	0.00	0.00	0.00
09/05/92	0.00	0.00	0.00	0.00
09/04/92	0.00	0.00	0.00	0.00
09/03/92	0.00	0.00	0.00	0.00
09/02/92	0.00	0.00	0.00	0.00
09/01/92	0.00	0.00	0.00	0.00
TOTALS:	0.00	0.16	0.83	0.55



LEGEND

← Sensor ID No.
 ← Group No.

SCALE

1" ≈ 3.4 mi

(Lower Hassayampa)

N



Group Name				
Lower Hassayampa				
DeviceID	5200	5205	5215	5220
StatType	dif	dif	dif	dif
DataType	precip	precip	precip	precip
Units	in	in	in	in
1 day at 24:00:00				
10/31/91	0.00	_____	0.00	_____
10/30/91	0.00	_____	0.00	_____
10/29/91	0.00	_____	0.00	_____
10/28/91	0.00	_____	0.00	_____
10/27/91	0.16	_____	0.00	_____
10/26/91	0.00	_____	0.00	_____
10/25/91	0.00	_____	0.00	_____
10/24/91	0.00	_____	0.00	_____
10/23/91	0.00	_____	0.00	_____
10/22/91	0.00	_____	0.00	_____
10/21/91	0.00	_____	0.00	_____
10/20/91	0.00	_____	0.00	_____
10/19/91	0.00	_____	0.00	_____
10/18/91	0.00	_____	0.00	_____
10/17/91	0.00	_____	0.00	_____
10/16/91	0.00	_____	0.00	_____
10/15/91	0.00	_____	0.00	_____
10/14/91	0.00	_____	0.00	_____
10/13/91	0.00	_____	0.00	_____
10/12/91	0.00	_____	0.00	_____
10/11/91	0.00	_____	0.00	_____
10/10/91	0.00	_____	0.00	_____
10/09/91	0.00	_____	0.00	_____
10/08/91	0.00	_____	0.00	_____
10/07/91	0.00	_____	0.00	_____
10/06/91	0.00	_____	0.00	_____
10/05/91	0.00	_____	0.00	_____
10/04/91	0.00	_____	0.00	_____
10/03/91	0.00	_____	0.00	_____
10/02/91	0.00	_____	0.00	_____
10/01/91	0.00	_____	0.00	_____
TOTALS:	0.16	_____	0.00	_____

Group Name				
Lower Hassayampa				
DeviceID	5200	5205	5215	5220
StatType	dif	dif	dif	dif
DataType	precip	precip	precip	precip
Units	in	in	in	in
1 day at 24:00:00				
11/30/91	0.24	_____	0.24	_____
11/29/91	0.08	_____	0.28	_____
11/28/91	0.00	_____	0.00	_____
11/27/91	0.00	_____	0.00	_____
11/26/91	0.00	_____	0.00	_____
11/25/91	0.00	_____	0.00	_____
11/24/91	0.00	_____	0.00	_____
11/23/91	0.00	_____	0.00	_____
11/22/91	0.00	_____	0.00	_____
11/21/91	0.00	_____	0.00	_____
11/20/91	0.00	_____	0.00	_____
11/19/91	0.00	_____	0.00	_____
11/18/91	0.00	_____	0.00	_____
11/17/91	0.00	_____	0.00	_____
11/16/91	0.00	_____	0.00	_____
11/15/91	0.00	_____	0.00	_____
11/14/91	0.04	_____	0.00	_____
11/13/91	0.00	_____	0.00	_____
11/12/91	0.00	_____	0.00	_____
11/11/91	0.00	_____	0.00	_____
11/10/91	0.04	_____	0.04	_____
11/09/91	0.00	_____	0.00	_____
11/08/91	0.00	_____	0.00	_____
11/07/91	0.00	_____	0.00	_____
11/06/91	0.00	_____	0.00	_____
11/05/91	0.00	_____	0.00	_____
11/04/91	0.00	_____	0.00	_____
11/03/91	0.00	_____	0.00	_____
11/02/91	0.00	_____	0.00	_____
11/01/91	0.00	_____	0.00	_____
TOTALS:	0.39	_____	0.55	_____

		Group Name			
		Lower Hassayampa			
DeviceID	5200	5205	5215	5220	
StatType	dif	dif	dif	dif	
DataType	precip	precip	precip	precip	
Units	in	in	in	in	
1 day at 24:00:00					
12/31/91	0.00	_____	0.00	_____	
12/30/91	0.04	_____	0.31	_____	
12/29/91	0.00	_____	0.00	_____	
12/28/91	0.04	_____	0.00	_____	
12/27/91	0.00	_____	0.00	_____	
12/26/91	0.00	_____	0.00	_____	
12/25/91	0.00	_____	0.00	_____	
12/24/91	0.00	_____	0.00	_____	
12/23/91	0.00	_____	0.00	_____	
12/22/91	0.00	_____	0.00	_____	
12/21/91	0.00	_____	0.00	_____	
12/20/91	0.00	_____	0.00	_____	
12/19/91	0.24	_____	0.12	_____	
12/18/91	0.16	_____	0.04	_____	
12/17/91	0.00	_____	0.00	_____	
12/16/91	0.00	_____	0.00	_____	
12/15/91	0.00	_____	0.00	_____	
12/14/91	0.00	_____	0.00	_____	
12/13/91	0.00	_____	0.00	_____	
12/12/91	0.00	_____	0.00	_____	
12/11/91	0.00	_____	0.04	_____	
12/10/91	0.12	_____	0.24	_____	
12/09/91	0.00	_____	0.00	_____	
12/08/91	0.00	_____	0.00	_____	
12/07/91	0.00	_____	0.00	_____	
12/06/91	0.00	_____	0.00	_____	
12/05/91	0.00	_____	0.00	_____	
12/04/91	0.00	_____	0.00	_____	
12/03/91	0.00	_____	0.00	_____	
12/02/91	0.00	_____	0.00	_____	
12/01/91	0.00	_____	0.00	_____	
TOTALS:	0.59	_____	0.75	_____	

		Group Name			
		Lower Hassayampa			
DeviceID	5200	5205	5215	5220	
StatType	dif	dif	dif	dif	
DataType	precip	precip	precip	precip	
Units	in	in	in	in	
1 day at 24:00:00					
01/31/92	0.00	_____	0.00	_____	
01/30/92	0.00	_____	0.00	_____	
01/29/92	0.00	_____	0.00	_____	
01/28/92	0.00	_____	0.00	_____	
01/27/92	0.00	_____	0.00	_____	
01/26/92	0.00	_____	0.00	_____	
01/25/92	0.00	_____	0.00	_____	
01/24/92	0.00	_____	0.00	_____	
01/23/92	0.00	_____	0.00	_____	
01/22/92	0.00	_____	0.00	_____	
01/21/92	0.00	_____	0.00	_____	
01/20/92	0.00	_____	0.00	_____	
01/19/92	0.00	_____	0.00	_____	
01/18/92	0.00	_____	0.00	_____	
01/17/92	0.00	_____	0.00	_____	
01/16/92	0.00	_____	0.00	_____	
01/15/92	0.00	_____	0.00	_____	
01/14/92	0.00	_____	0.00	_____	
01/13/92	0.00	_____	0.00	_____	
01/12/92	0.00	_____	0.04	_____	
01/11/92	0.35	_____	0.12	_____	
01/10/92	0.00	_____	0.00	_____	
01/09/92	0.00	_____	0.00	_____	
01/08/92	0.00	_____	0.00	_____	
01/07/92	0.00	_____	0.00	_____	
01/06/92	0.39	_____	0.59	_____	
01/05/92	0.04	_____	0.08	_____	
01/04/92	0.04	_____	0.00	_____	
01/03/92	0.24	_____	0.71	_____	
01/02/92	0.00	_____	0.00	_____	
01/01/92	0.00	_____	0.00	_____	
TOTALS:	1.06	_____	1.54	_____	

Group Name
Lower Hassayampa

DeviceID	5200	5205	5215	5220
StatType	dif	dif	dif	dif
DataType	precip	precip	precip	precip
Units	in	in	in	in
1 day at 24:00:00				
02/29/92	0.00	_____	0.00	_____
02/28/92	0.00	_____	0.00	_____
02/27/92	0.00	_____	0.00	_____
02/26/92	0.00	_____	0.00	_____
02/25/92	0.00	_____	0.00	_____
02/24/92	0.00	_____	0.00	_____
02/23/92	0.00	_____	0.00	_____
02/22/92	0.00	_____	0.00	_____
02/21/92	0.00	_____	0.00	_____
02/20/92	0.00	_____	0.00	_____
02/19/92	0.00	_____	0.00	_____
02/18/92	0.00	_____	0.00	_____
02/17/92	0.00	_____	0.00	_____
02/16/92	0.04	_____	0.00	_____
02/15/92	0.12	_____	0.24	_____
02/14/92	0.00	_____	0.00	_____
02/13/92	0.12	_____	0.71	_____
02/12/92	0.04	_____	0.00	_____
02/11/92	0.04	_____	0.12	_____
02/10/92	0.24	_____	0.12	_____
02/09/92	0.00	_____	0.00	_____
02/08/92	0.04	_____	0.12	_____
02/07/92	0.67	_____	2.28	_____
02/06/92	0.16	_____	0.08	_____
02/05/92	0.00	_____	0.00	_____
02/04/92	0.00	_____	0.00	_____
02/03/92	0.00	_____	0.00	_____
02/02/92	0.00	_____	0.00	_____
02/01/92	0.00	_____	0.00	_____
TOTALS:	1.46	_____	3.66	_____

Group Name
Lower Hassayampa

DeviceID	5200	5205	5215	5220
StatType	dif	dif	dif	dif
DataType	precip	precip	precip	precip
Units	in	in	in	in
1 day at 24:00:00				
03/31/92	0.00	_____	0.16	_____
03/30/92	0.47	_____	0.31	_____
03/29/92	0.00	_____	0.00	_____
03/28/92	0.00	_____	0.00	_____
03/27/92	0.12	_____	0.35	_____
03/26/92	0.04	_____	0.00	_____
03/25/92	0.00	_____	0.00	_____
03/24/92	0.00	_____	0.00	_____
03/23/92	0.00	_____	0.00	_____
03/22/92	0.00	_____	0.00	_____
03/21/92	0.00	_____	0.04	_____
03/20/92	0.00	_____	0.00	_____
03/19/92	0.00	_____	0.00	_____
03/18/92	0.00	_____	0.00	_____
03/17/92	0.00	_____	0.00	_____
03/16/92	0.00	_____	0.00	_____
03/15/92	0.00	_____	0.00	_____
03/14/92	0.00	_____	0.00	_____
03/13/92	0.00	_____	0.00	_____
03/12/92	0.00	_____	0.00	_____
03/11/92	0.00	_____	0.00	_____
03/10/92	0.00	_____	0.00	_____
03/09/92	0.04	_____	0.16	_____
03/08/92	0.04	_____	0.00	_____
03/07/92	0.12	_____	0.12	_____
03/06/92	0.00	_____	0.00	_____
03/05/92	0.00	_____	0.00	_____
03/04/92	0.00	_____	0.00	_____
03/03/92	0.08	_____	0.20	_____
03/02/92	0.39	_____	0.67	_____
03/01/92	0.00	_____	0.00	_____
TOTALS:	1.30	_____	2.01	_____

Group Name
Lower Hassayampa

DeviceID	5200	5205	5215	5220
StatType	dif	dif	dif	dif
DataType	precip	precip	precip	precip
Units	in	in	in	in
1 day at	24:00:00			
04/30/92	0.00		0.00	
04/29/92	0.00		0.00	
04/28/92	0.00		0.00	
04/27/92	0.00		0.00	
04/26/92	0.00		0.00	
04/25/92	0.00		0.00	
04/24/92	0.00		0.00	
04/23/92	0.00		0.00	
04/22/92	0.00		0.00	
04/21/92	0.00		0.00	
04/20/92	0.00		0.00	
04/19/92	0.00		0.00	
04/18/92	0.00		0.00	
04/17/92	0.00		0.00	
04/16/92	0.00		0.00	
04/15/92	0.00		0.00	
04/14/92	0.00		0.00	
04/13/92	0.00		0.00	
04/12/92	0.00		0.00	
04/11/92	0.00		0.00	
04/10/92	0.00		0.00	
04/09/92	0.00		0.00	
04/08/92	0.00		0.00	
04/07/92	0.00		0.00	
04/06/92	0.00		0.00	
04/05/92	0.00		0.00	
04/04/92	0.00		0.00	
04/03/92	0.00		0.00	
04/02/92	0.16		0.12	
04/01/92	0.43		0.24	
TOTALS:	0.59		0.35	

Group Name
Lower Hassayampa

DeviceID	5200	5205	5215	5220
StatType	dif	dif	dif	dif
DataType	precip	precip	precip	precip
Units	in	in	in	in
1 day at	24:00:00			
05/31/92	0.00		0.00	0.00
05/30/92	0.00		0.00	0.00
05/29/92	0.00		0.00	0.00
05/28/92	0.00		0.00	0.00
05/27/92	0.00		0.00	0.00
05/26/92	0.00		0.00	0.00
05/25/92	0.00		0.00	0.00
05/24/92	0.00		0.00	0.00
05/23/92	0.39		0.00	0.00
05/22/92	0.00		0.00	0.00
05/21/92	0.00		0.00	0.63
05/20/92	0.00		0.00	0.20
05/19/92	0.00		0.00	0.00
05/18/92	0.00		0.00	0.00
05/17/92	0.00		0.00	0.00
05/16/92	0.00		0.00	0.00
05/15/92	0.00		0.00	0.00
05/14/92	0.00		0.00	0.00
05/13/92	0.00		0.00	
05/12/92	0.00		0.00	
05/11/92	0.00		0.00	
05/10/92	0.00		0.00	
05/09/92	0.00		0.00	
05/08/92	0.00		0.00	
05/07/92	0.00		0.00	
05/06/92	0.00		0.00	
05/05/92	0.12		0.16	
05/04/92	0.08		0.04	
05/03/92	0.00		0.00	
05/02/92	0.00		0.00	
05/01/92	0.00		0.00	
TOTALS:	0.59		0.20	0.83

5200 1

Group Name
Lower Hassayampa

DeviceID	5200	5205	5215	5220
StatType	dif	dif	dif	dif
DataType	precip	precip	precip	precip
Units	in	in	in	in
1 day at 24:00:00				
06/30/92	0.00	_____	0.00	0.00
06/29/92	0.00	_____	0.00	0.00
06/28/92	0.00	_____	0.00	0.00
06/27/92	0.00	_____	0.00	0.00
06/26/92	0.00	_____	0.00	0.00
06/25/92	0.00	_____	0.00	0.00
06/24/92	0.00	_____	0.00	0.00
06/23/92	0.00	_____	0.00	0.00
06/22/92	0.00	_____	0.00	0.00
06/21/92	0.00	_____	0.00	0.00
06/20/92	0.00	_____	0.00	0.00
06/19/92	0.00	_____	0.00	0.00
06/18/92	0.00	_____	0.00	0.00
06/17/92	0.00	_____	0.00	0.00
06/16/92	0.00	_____	0.00	0.00
06/15/92	0.00	_____	0.00	0.00
06/14/92	0.00	_____	0.00	0.00
06/13/92	0.00	_____	0.00	0.00
06/12/92	0.00	_____	0.00	0.00
06/11/92	0.00	_____	0.00	0.00
06/10/92	0.00	_____	0.00	0.00
06/09/92	0.00	_____	0.00	0.00
06/08/92	0.00	_____	0.00	0.00
06/07/92	0.00	_____	0.00	0.00
06/06/92	0.00	_____	0.00	0.00
06/05/92	0.00	_____	0.00	0.00
06/04/92	0.00	_____	0.00	0.00
06/03/92	0.00	_____	0.00	0.00
06/02/92	0.00	_____	0.00	0.00
06/01/92	0.00	_____	0.00	0.00
TOTALS:	0.00	_____	0.00	0.00

Group Name
Lower Hassayampa

DeviceID	5200	5205	5215	5220
StatType	dif	dif	dif	dif
DataType	precip	precip	precip	precip
Units	in	in	in	in
1 day at 24:00:00				
07/31/92	0.00	_____	0.00	0.00
07/30/92	0.00	_____	0.00	0.00
07/29/92	0.98	_____	0.00	0.16
07/28/92	0.00	_____	0.00	0.00
07/27/92	0.00	_____	0.00	0.00
07/26/92	0.00	_____	0.00	0.00
07/25/92	0.00	_____	0.00	0.00
07/24/92	0.00	_____	0.00	0.24
07/23/92	0.00	_____	0.00	0.00
07/22/92	0.00	_____	0.00	0.00
07/21/92	0.00	_____	0.00	0.00
07/20/92	0.00	_____	0.00	0.00
07/19/92	0.00	_____	0.00	0.00
07/18/92	0.00	_____	0.00	0.00
07/17/92	0.00	_____	0.00	0.00
07/16/92	0.00	_____	0.00	0.00
07/15/92	0.00	_____	0.00	0.00
07/14/92	0.00	_____	0.00	0.00
07/13/92	0.00	_____	0.00	0.00
07/12/92	0.00	_____	0.00	0.00
07/11/92	0.12	_____	0.67	0.31
07/10/92	0.24	_____	0.31	0.91
07/09/92	0.00	_____	0.00	0.00
07/08/92	0.00	_____	0.00	0.00
07/07/92	0.00	_____	0.04	0.00
07/06/92	0.00	_____	0.00	0.00
07/05/92	0.00	_____	0.00	0.00
07/04/92	0.00	_____	0.00	0.00
07/03/92	0.00	_____	0.00	0.00
07/02/92	0.00	_____	0.00	0.00
07/01/92	0.00	_____	0.00	0.00
TOTALS:	1.34	_____	1.02	1.61

Group Name
Lower Hassayampa

DeviceID	5200	5205	5215	5220
StatType	dif	dif	dif	dif
DataType	precip	precip	precip	precip
Units	in	in	in	in
1 day at 24:00:00				
08/31/92	0.00	_____	0.00	0.00
08/30/92	0.00	_____	0.00	0.00
08/29/92	0.00	_____	0.00	0.00
08/28/92	0.00	_____	0.00	0.00
08/27/92	0.00	_____	0.00	0.00
08/26/92	0.00	_____	0.00	0.00
08/25/92	0.00	_____	0.00	0.00
08/24/92	0.00	_____	0.00	0.00
08/23/92	0.04	_____	0.39	0.12
08/22/92	1.69	_____	0.00	0.04
08/21/92	0.00	_____	0.00	0.00
08/20/92	0.00	_____	0.00	0.00
08/19/92	0.00	_____	0.00	0.00
08/18/92	0.00	_____	0.00	0.00
08/17/92	0.00	_____	0.00	0.00
08/16/92	0.00	_____	0.00	0.00
08/15/92	0.00	_____	0.00	0.00
08/14/92	0.00	_____	0.00	0.00
08/13/92	0.00	_____	0.00	0.00
08/12/92	0.00	_____	0.00	0.00
08/11/92	0.00	_____	0.00	0.00
08/10/92	0.00	_____	0.00	0.00
08/09/92	0.00	_____	0.00	0.00
08/08/92	0.00	_____	0.00	0.00
08/07/92	0.00	_____	0.00	0.00
08/06/92	0.00	_____	0.00	0.00
08/05/92	0.00	_____	0.00	0.12
08/04/92	0.00	_____	0.00	0.00
08/03/92	0.00	_____	0.00	0.00
08/02/92	0.00	_____	0.00	0.00
08/01/92	0.00	_____	0.00	0.00
TOTALS:	1.73	_____	0.39	0.28

Group Name
Lower Hassayampa

DeviceID	5200	5205	5215	5220
StatType	dif	dif	dif	dif
DataType	precip	precip	precip	precip
Units	in	in	in	in
1 day at 24:00:00				
09/30/92	0.00	_____	0.00	0.00
09/29/92	0.00	_____	0.00	0.00
09/28/92	0.00	_____	0.00	0.00
09/27/92	0.00	_____	0.00	0.00
09/26/92	0.00	_____	0.00	0.00
09/25/92	0.00	_____	0.00	0.00
09/24/92	0.00	_____	0.00	0.00
09/23/92	0.00	_____	0.00	0.00
09/22/92	0.00	_____	0.00	0.00
09/21/92	0.00	_____	0.00	0.00
09/20/92	0.00	_____	0.00	0.39
09/19/92	0.00	_____	0.00	0.98
09/18/92	0.00	_____	0.00	0.00
09/17/92	0.00	_____	0.00	0.00
09/16/92	0.00	_____	0.00	0.00
09/15/92	0.00	_____	0.00	0.00
09/14/92	0.00	_____	0.00	0.00
09/13/92	0.00	_____	0.00	0.00
09/12/92	0.00	_____	0.00	0.00
09/11/92	0.00	_____	0.00	0.00
09/10/92	0.00	_____	0.00	0.00
09/09/92	0.00	_____	0.00	0.00
09/08/92	0.00	_____	0.00	0.00
09/07/92	0.00	_____	0.00	0.00
09/06/92	0.00	_____	0.00	0.00
09/05/92	0.00	_____	0.00	0.00
09/04/92	0.00	_____	0.00	0.00
09/03/92	0.00	_____	0.00	0.00
09/02/92	0.00	_____	0.00	0.00
09/01/92	0.00	_____	0.00	0.00
TOTALS:	0.00	_____	0.00	1.38

COUNTY

WICKENBURG

Wickenburg Municipal Airport

5180
2

5230
5245
4

5260
4

5215
3

5220
3

LEGEND

6150
16

← Sensor ID No.

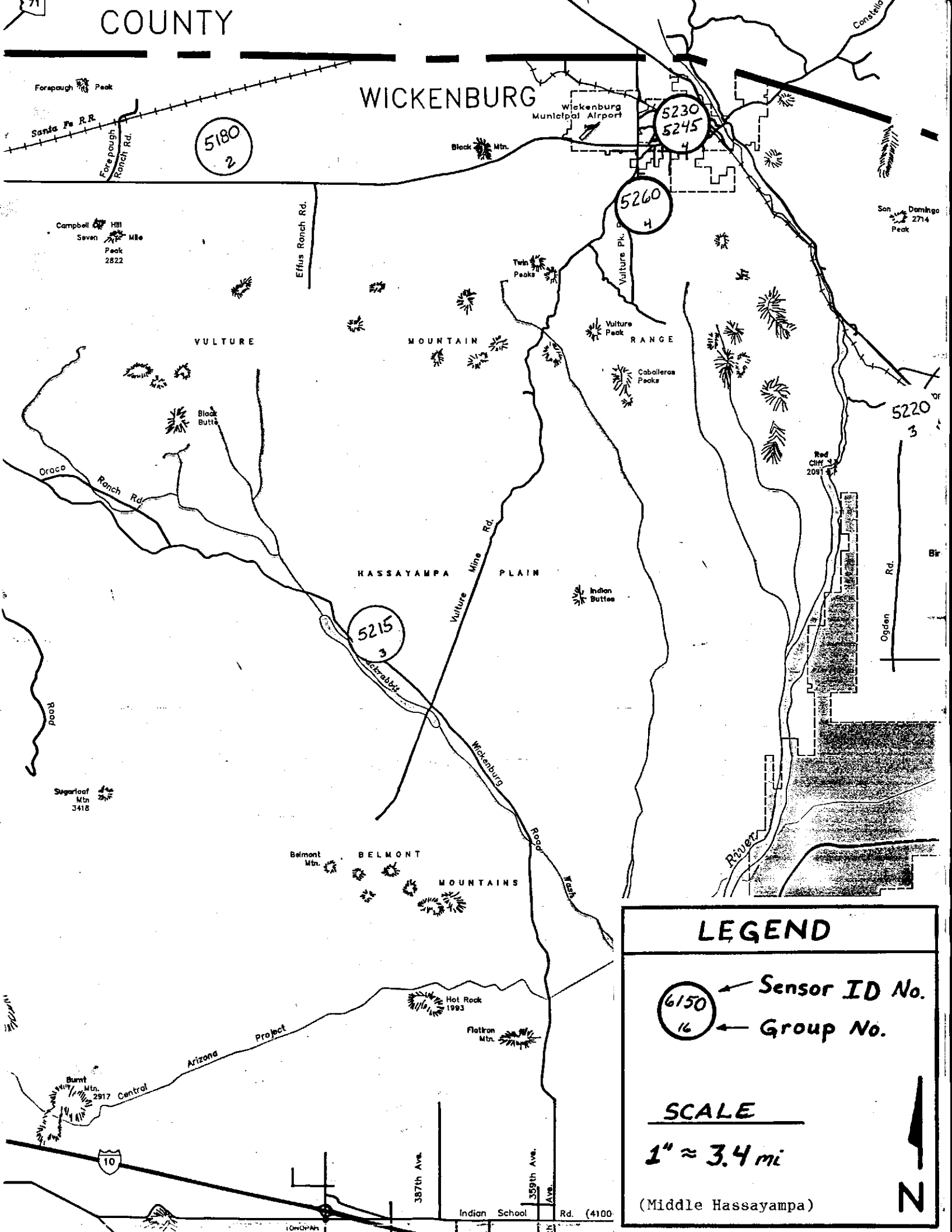
← Group No.

SCALE

1" ≈ 3.4 mi

(Middle Hassayampa)

N



Forapough Peak

Santa Fe R.R.

Forepough Ranch Rd.

Campbell Seven Mile Peak 2822

Efflus Ranch Rd.

VULTURE

MOUNTAIN

RANGE

Black Butte

Oraco Ranch Rd.

HASSAYAMPA PLAIN

Vulture Mine Rd.

Indian Buttes

Sugarloaf Mtn 3418

BELMONT MOUNTAINS

Hot Rock 1993

Flatiron Mtn.

Burnt Mtn. 2917

10

Arizona Project

387th Ave.

359th Ave.

Indian School Rd. (4100)

Son Domingo Peak 2714

Red Cliff 2081

Ogden Rd.

Bir

N

Group Name
Middle Hassayampa

DeviceID	5230	5245	5260	5275	5290	5305
StatType	dif	dif	dif	dif	dif	dif
DataType	precip	precip	precip	precip	precip	precip
Units	in	in	in	in	in	in
1 day at 24:00:00						
10/31/91	0.00	0.00	0.00	0.00	0.00	0.00
10/30/91	0.00	0.00	0.00	0.00	0.00	0.00
10/29/91	0.00	0.00	0.00	0.00	0.00	0.00
10/28/91	0.00	0.00	0.00	0.00	0.00	0.00
10/27/91	0.08	0.08	0.08	0.31	0.51	0.24
10/26/91	0.00	0.00	0.00	0.00	0.00	0.00
10/25/91	0.00	0.00	0.00	0.00	0.00	0.00
10/24/91	0.00	0.00	0.00	0.00	0.00	0.00
10/23/91	0.00	0.00	0.00	0.00	0.00	0.00
10/22/91	0.00	0.00	0.00	0.00	0.00	0.00
10/21/91	0.00	0.00	0.00	0.00	0.00	0.00
10/20/91	0.00	0.00	0.00	0.00	0.00	0.00
10/19/91	0.00	0.00	0.00	0.00	0.00	0.00
10/18/91	0.00	0.00	0.00	0.00	0.00	0.00
10/17/91	0.00	0.00	0.00	0.00	0.00	0.00
10/16/91	0.00	0.00	0.00	0.00	0.00	0.00
10/15/91	0.00	0.00	0.00	0.00	0.00	0.00
10/14/91	0.00	0.00	0.00	0.00	0.00	0.00
10/13/91	0.00	0.00	0.00	0.00	0.00	0.00
10/12/91	0.00	0.00	0.00	0.00	0.00	0.00
10/11/91	0.00	0.00	0.00	0.00	0.00	0.00
10/10/91	0.00	0.00	0.00	0.00	0.00	0.00
10/09/91	0.00	0.00	0.00	0.00	0.00	0.00
10/08/91	0.00	0.00	0.00	0.00	0.00	0.00
10/07/91	0.00	0.00	0.00	0.00	0.00	0.00
10/06/91	0.00	0.00	0.00	0.00	0.00	0.00
10/05/91	0.00	0.00	0.00	0.00	0.00	0.00
10/04/91	0.00	0.00	0.00	0.00	0.00	0.00
10/03/91	0.00	0.00	0.00	0.00	0.00	0.00
10/02/91	0.00	0.00	0.00	0.00	0.00	0.00
10/01/91	0.00	0.00	0.00	0.00	0.00	0.00
TOTALS:	0.08	0.08	0.08	0.31	0.51	0.24

Group Name
Middle Hassayampa

DeviceID	5230	5245	5260	5275	5290	5305
StatType	dif	dif	dif	dif	dif	dif
DataType	precip	precip	precip	precip	precip	precip
Units	in	in	in	in	in	in
1 day at 24:00:00						
11/30/91	0.16	0.67	0.79	0.79	0.00	0.67
11/29/91	0.04	0.24	0.31	0.20	0.00	0.28
11/28/91	0.00	0.00	0.00	0.00	0.00	0.00
11/27/91	0.00	0.00	0.00	0.00	0.00	0.00
11/26/91	0.00	0.00	0.00	0.00	0.00	0.00
11/25/91	0.00	0.00	0.00	0.00	0.00	0.00
11/24/91	0.00	0.00	0.00	0.00	0.00	0.00
11/23/91	0.00	0.00	0.00	0.00	0.00	0.00
11/22/91	0.00	0.00	0.00	0.00	0.00	0.00
11/21/91	0.00	0.00	0.00	0.00	0.00	0.00
11/20/91	0.00	0.00	0.00	0.00	0.00	0.00
11/19/91	0.00	0.00	0.00	0.00	0.00	0.00
11/18/91	0.00	0.00	0.00	0.00	0.00	0.00
11/17/91	0.00	0.00	0.00	0.00	0.00	0.00
11/16/91	0.00	0.00	0.00	0.00	0.24	0.04
11/15/91	0.00	0.00	0.04	0.08	0.16	0.16
11/14/91	0.00	0.00	0.00	0.51	0.04	0.08
11/13/91	0.00	0.00	0.00	0.00	0.00	0.00
11/12/91	0.00	0.00	0.00	0.00	0.00	0.00
11/11/91	0.00	0.00	0.00	0.00	0.00	0.00
11/10/91	0.00	0.00	0.00	0.47	0.39	0.04
11/09/91	0.00	0.00	0.00	0.00	0.00	0.00
11/08/91	0.00	0.00	0.00	0.00	0.00	0.00
11/07/91	0.00	0.00	0.00	0.00	0.00	0.00
11/06/91	0.00	0.00	0.00	0.00	0.00	0.00
11/05/91	0.00	0.00	0.00	0.00	0.00	0.00
11/04/91	0.00	0.00	0.00	0.00	0.00	0.00
11/03/91	0.00	0.00	0.00	0.00	0.00	0.00
11/02/91	0.00	0.00	0.00	0.00	0.00	0.00
11/01/91	0.00	0.00	0.00	0.00	0.00	0.00
TOTALS:	0.20	0.91	1.14	2.05	0.83	1.26

Group Name
Middle Hassayampa

DeviceID	5230	5245	5260	5275	5290	5305
StatType	dif	dif	dif	dif	dif	dif
DataType	precip	precip	precip	precip	precip	precip
Units	in	in	in	in	in	in
1 day at 24:00:00						
12/31/91	0.00	0.00	0.00	0.00	0.00	0.04
12/30/91	0.31	0.24	0.28	0.20	0.31	0.28
12/29/91	0.00	0.00	0.00	0.00	0.00	0.12
12/28/91	0.00	0.00	0.00	0.00	0.00	0.00
12/27/91	0.00	0.00	0.00	0.00	0.00	0.00
12/26/91	0.00	0.00	0.00	0.00	0.00	0.00
12/25/91	0.00	0.00	0.00	0.00	0.00	0.00
12/24/91	0.00	0.00	0.00	0.00	0.00	0.00
12/23/91	0.00	0.00	0.00	0.00	0.00	0.00
12/22/91	0.00	0.04	0.04	0.00	0.08	0.04
12/21/91	0.08	0.00	0.08	0.04	0.16	0.12
12/20/91	0.00	0.00	0.00	0.00	0.00	0.04
12/19/91	0.20	0.16	0.16	0.04	0.24	0.20
12/18/91	0.12	0.12	0.08	0.04	0.24	0.16
12/17/91	0.00	0.00	0.00	0.00	0.00	0.00
12/16/91	0.00	0.00	0.00	0.00	0.00	0.00
12/15/91	0.00	0.00	0.00	0.00	0.00	0.00
12/14/91	0.00	0.00	0.00	0.00	0.00	0.00
12/13/91	0.00	0.00	0.00	0.00	0.00	0.00
12/12/91	0.00	0.00	0.00	0.00	0.00	0.00
12/11/91	0.00	0.04	0.00	0.04	0.00	0.00
12/10/91	0.31	0.20	0.31	0.20	0.59	0.43
12/09/91	0.00	0.00	0.00	0.00	0.00	0.00
12/08/91	0.00	0.00	0.00	0.00	0.00	0.00
12/07/91	0.00	0.00	0.00	0.00	0.00	0.00
12/06/91	0.00	0.00	0.00	0.00	0.00	0.00
12/05/91	0.00	0.00	0.00	0.00	0.00	0.00
12/04/91	0.00	0.00	0.00	0.00	0.00	0.00
12/03/91	0.31	0.00	0.00	0.00	0.00	0.00
12/02/91	0.24	0.00	0.00	0.00	0.28	0.00
12/01/91	0.20	0.00	0.00	0.00	0.00	0.00
TOTALS:	1.77	0.79	0.94	0.55	1.89	1.42

Group Name
Middle Hassayampa

DeviceID	5230	5245	5260	5275	5290	5305
StatType	dif	dif	dif	dif	dif	dif
DataType	precip	precip	precip	precip	precip	precip
Units	in	in	in	in	in	in
1 day at 24:00:00						
01/31/92	0.00	0.00	0.00	0.00	0.00	0.00
01/30/92	0.00	0.00	0.00	0.00	0.00	0.00
01/29/92	0.00	0.00	0.00	0.00	0.00	0.00
01/28/92	0.00	0.00	0.00	0.00	0.00	0.00
01/27/92	0.00	0.00	0.00	0.00	0.00	0.00
01/26/92	0.00	0.00	0.00	0.00	0.00	0.00
01/25/92	0.00	0.00	0.00	0.00	0.00	0.00
01/24/92	0.00	0.00	0.00	0.00	0.00	0.00
01/23/92	0.00	0.00	0.00	0.00	_____	_____
01/22/92	0.00	0.00	0.00	0.00	_____	_____
01/21/92	0.00	0.00	0.00	0.00	_____	_____
01/20/92	0.00	0.00	0.00	0.00	_____	_____
01/19/92	0.00	0.00	0.00	0.00	_____	_____
01/18/92	0.00	0.00	0.00	0.00	_____	_____
01/17/92	0.00	0.00	0.00	0.00	_____	_____
01/16/92	0.00	0.00	0.00	0.00	_____	_____
01/15/92	0.00	0.00	0.00	0.00	_____	_____
01/14/92	0.00	0.00	0.00	0.00	_____	_____
01/13/92	0.00	0.00	0.00	0.00	0.00	0.00
01/12/92	0.00	0.00	0.00	0.00	0.00	0.00
01/11/92	0.00	0.00	0.00	0.00	0.00	0.00
01/10/92	0.00	0.00	0.00	0.00	0.00	0.00
01/09/92	0.00	0.00	0.00	0.00	0.00	0.00
01/08/92	0.00	0.00	0.00	0.00	0.00	0.00
01/07/92	0.00	0.00	0.00	0.00	0.12	0.00
01/06/92	0.39	0.83	0.91	0.43	0.55	0.91
01/05/92	0.12	0.12	0.04	0.12	0.31	0.16
01/04/92	0.00	0.00	0.04	0.04	0.12	0.00
01/03/92	0.47	0.59	0.63	0.79	0.83	0.75
01/02/92	0.00	0.00	0.00	0.00	0.00	0.00
01/01/92	0.00	0.00	0.00	0.00	0.00	0.00
TOTALS:	0.98	1.54	1.61	1.38	1.93	1.81

Group Name
Middle Hassayampa

DeviceID	5230	5245	5260	5275	5290	5305
StatType	dif	dif	dif	dif	dif	dif
DataType	precip	precip	precip	precip	precip	precip
Units	in	in	in	in	in	in
1 day at 24:00:00						
02/29/92	0.00	0.00	0.00	0.00	0.00	0.00
02/28/92	0.00	0.00	0.00	0.00	0.00	0.00
02/27/92	0.00	0.00	0.00	0.00	0.00	0.00
02/26/92	0.00	0.00	0.00	0.00	0.00	0.00
02/25/92	0.00	0.00	0.00	0.00	0.00	0.00
02/24/92	0.00	0.00	0.00	0.00	0.00	0.00
02/23/92	0.00	0.00	0.00	0.00	0.00	0.00
02/22/92	0.00	0.00	0.00	0.00	0.00	0.00
02/21/92	0.00	0.00	0.00	0.00	0.00	0.00
02/20/92	0.00	0.00	0.00	0.00	0.00	0.00
02/19/92	0.00	0.00	0.00	0.00	0.00	0.00
02/18/92	0.00	0.00	0.00	0.00	0.00	0.00
02/17/92	0.00	0.00	0.00	0.00	0.00	0.00
02/16/92	0.00	0.00	0.00	0.00	0.12	0.00
02/15/92	0.20	0.12	0.24	0.20	0.04	0.20
02/14/92	0.00	0.00	0.00	0.00	0.00	0.00
02/13/92	0.39	0.87	0.67	1.46	1.85	0.71
02/12/92	0.00	0.00	0.00	0.00	0.12	0.00
02/11/92	0.04	0.12	0.04	0.04	0.08	0.00
02/10/92	0.28	0.20	0.24	0.16	0.35	0.00
02/09/92	0.00	0.00	0.00	0.00	0.04	0.00
02/08/92	0.00	0.00	0.00	0.04	0.08	0.04
02/07/92	0.71	1.97	1.54	0.94	1.34	1.46
02/06/92	0.08	0.04	0.08	0.04	0.16	0.00
02/05/92	0.00	0.00	0.00	0.00	0.00	0.00
02/04/92	0.00	0.00	0.00	0.00	0.00	0.00
02/03/92	0.00	0.00	0.00	0.00	0.00	0.00
02/02/92	0.00	0.00	0.00	0.00	0.00	0.00
02/01/92	0.00	0.00	0.00	0.00	0.00	0.00
TOTALS:	1.69	3.31	2.80	2.87	4.17	2.40

Group Name
Middle Hassayampa

DeviceID	5230	5245	5260	5275	5290	5305
StatType	dif	dif	dif	dif	dif	dif
DataType	precip	precip	precip	precip	precip	precip
Units	in	in	in	in	in	in
1 day at 24:00:00						
03/31/92	0.00	0.16	0.04	0.12	0.16	0.28
03/30/92	0.00	0.00	0.12	0.08	0.16	0.24
03/29/92	0.00	0.00	0.00	0.00	0.04	0.04
03/28/92	0.00	0.00	0.00	0.00	0.04	0.04
03/27/92	0.00	0.35	0.47	1.06	1.26	0.39
03/26/92	0.00	0.00	0.00	0.00	0.00	0.00
03/25/92	0.00	0.00	0.00	0.00	0.00	0.00
03/24/92	0.00	0.00	0.00	0.00	0.00	0.00
03/23/92	0.00	0.00	0.00	0.00	0.04	0.00
03/22/92	0.00	0.00	0.04	0.00	0.00	0.04
03/21/92	0.00	0.00	0.12	0.16	0.35	0.04
03/20/92	0.00	0.00	0.00	0.00	0.00	0.00
03/19/92	0.00	0.00	0.00	0.00	0.00	0.00
03/18/92	0.00	0.00	0.00	0.00	0.00	0.00
03/17/92	0.00	0.00	0.00	0.00	0.00	0.00
03/16/92	0.00	0.00	0.00	0.00	0.00	0.00
03/15/92	0.00	0.00	0.00	0.00	0.00	0.00
03/14/92	0.00	0.00	0.00	0.00	0.00	0.00
03/13/92	0.00	0.00	0.00	0.00	0.00	0.00
03/12/92	0.04	0.00	0.00	0.00	0.00	0.00
03/11/92	0.00	0.00	0.00	0.00	0.00	0.00
03/10/92	0.04	0.00	0.00	0.00	0.00	0.00
03/09/92	0.04	0.63	0.47	0.35	0.55	0.39
03/08/92	0.12	0.08	0.12	0.08	0.87	0.28
03/07/92	0.12	0.12	0.28	0.31	0.12	0.16
03/06/92	0.00	0.00	0.00	0.00	0.00	0.00
03/05/92	0.00	0.00	0.00	0.00	0.00	0.00
03/04/92	0.00	0.00	0.00	0.00	0.20	0.00
03/03/92	0.16	0.04	0.12	0.39	0.39	0.00
03/02/92	0.35	0.35	0.31	0.63	0.67	0.55
03/01/92	0.00	0.00	0.00	0.00	0.00	0.00
TOTALS:	0.87	1.73	2.09	3.19	4.84	2.44

Group Name
Middle Hassayampa

DeviceID	5230	5245	5260	5275	5290	5305
StatType	dif	dif	dif	dif	dif	dif
DataType	precip	precip	precip	precip	precip	precip
Units	in	in	in	in	in	in
1 day at 24:00:00						
04/30/92	0.00	0.00	0.00	0.00	0.00	0.00
04/29/92	0.00	0.00	0.00	0.00	0.00	0.00
04/28/92	0.00	0.00	0.00	0.00	0.00	0.00
04/27/92	0.00	0.00	0.00	0.00	0.00	0.00
04/26/92	0.00	0.00	0.00	0.00	0.00	0.00
04/25/92	0.00	0.00	0.00	0.00	0.00	0.00
04/24/92	0.00	0.00	0.00	0.00	0.00	0.00
04/23/92	0.00	0.00	0.00	0.00	0.00	0.00
04/22/92	0.00	0.00	0.00	0.00	0.00	0.00
04/21/92	0.00	0.00	0.00	0.00	0.00	0.00
04/20/92	0.00	0.00	0.00	0.00	0.00	0.00
04/19/92	0.00	0.00	0.00	0.00	0.00	0.00
04/18/92	0.00	0.00	0.00	0.00	0.00	0.00
04/17/92	0.00	0.00	0.00	0.00	0.00	0.00
04/16/92	0.00	0.00	0.00	0.00	0.00	0.00
04/15/92	0.00	0.00	0.00	0.00	0.00	0.00
04/14/92	0.00	0.00	0.00	0.00	0.00	0.00
04/13/92	0.00	0.00	0.00	0.00	0.00	0.00
04/12/92	0.00	0.00	0.00	0.00	0.00	0.00
04/11/92	0.00	0.00	0.00	0.00	0.00	0.00
04/10/92	0.00	0.00	0.00	0.00	0.00	0.00
04/09/92	0.00	0.00	0.00	0.00	0.00	0.00
04/08/92	0.00	0.00	0.00	0.00	0.00	0.00
04/07/92	0.00	0.00	0.00	0.00	0.00	0.00
04/06/92	0.00	0.00	0.00	0.00	0.00	0.00
04/05/92	0.00	0.00	0.00	0.00	0.00	0.00
04/04/92	0.00	0.00	0.00	0.00	0.00	0.00
04/03/92	0.00	0.00	0.00	0.00	0.00	0.00
04/02/92	0.47	0.16	0.12	0.08	0.16	0.20
04/01/92	0.00	0.00	0.00	0.04	0.12	0.08
TOTALS:	0.47	0.16	0.12	0.12	0.28	0.28

Group Name
Middle Hassayampa

DeviceID	5230	5245	5260	5275	5290	5305
StatType	dif	dif	dif	dif	dif	dif
DataType	precip	precip	precip	precip	precip	precip
Units	in	in	in	in	in	in
1 day at 24:00:00						
05/31/92	0.00	0.00	0.00	0.00	0.00	0.00
05/30/92	0.00	0.00	0.00	0.00	0.04	0.00
05/29/92	0.16	0.00	0.00	0.00	0.00	0.00
05/28/92	0.00	0.00	0.00	0.04	0.00	0.00
05/27/92	0.00	0.00	0.00	0.00	0.00	0.00
05/26/92	0.00	0.00	0.00	0.00	0.00	0.00
05/25/92	0.00	0.00	0.00	0.04	0.16	0.04
05/24/92	0.00	0.00	0.00	0.00	0.00	0.00
05/23/92	0.00	0.00	0.00	0.00	0.04	0.00
05/22/92	0.00	0.00	0.04	0.00	0.00	0.00
05/21/92	0.28	0.20	0.08	0.00	0.08	0.24
05/20/92	0.12	0.08	0.08	0.00	0.00	0.16
05/19/92	0.00	0.00	0.00	0.28	0.00	0.00
05/18/92	0.00	0.00	0.00	0.00	0.00	0.00
05/17/92	0.00	0.00	0.00	0.00	0.00	0.00
05/16/92	0.00	0.00	0.00	0.00	0.00	0.00
05/15/92	0.00	0.00	0.00	0.00	0.00	0.00
05/14/92	0.00	0.00	0.00	0.00	0.00	0.00
05/13/92	0.00	0.00	0.00	0.00	0.00	0.00
05/12/92	0.00	0.00	0.00	0.00	0.00	0.00
05/11/92	0.00	0.00	0.00	0.00	0.00	0.00
05/10/92	0.00	0.00	0.04	0.00	0.00	0.04
05/09/92	0.24	0.08	0.24	1.10	0.24	0.08
05/08/92	0.00	0.00	0.00	0.00	0.00	0.00
05/07/92	0.00	0.00	0.08	0.00	0.00	0.00
05/06/92	0.04	0.04	0.00	0.00	0.00	0.00
05/05/92	0.35	0.20	0.28	0.51	0.12	0.28
05/04/92	0.08	0.00	0.16	0.00	0.55	0.24
05/03/92	0.00	0.00	0.00	0.00	0.00	0.04
05/02/92	0.00	0.00	0.00	0.00	0.00	0.00
05/01/92	0.00	0.00	0.00	0.00	0.00	0.00
TOTALS:	1.26	0.59	0.98	1.97	1.22	1.10

10
Group Name
Middle Hassayampa

DeviceID	5230	5245	5260	5275	5290	5305
StatType	dif	dif	dif	dif	dif	dif
DataType	precip	precip	precip	precip	precip	precip
Units	in	in	in	in	in	in
1 day at 24:00:00						
06/30/92	0.00	0.00	0.00	0.00	0.00	0.00
06/29/92	0.00	0.00	0.00	0.00	0.00	0.00
06/28/92	0.00	0.00	0.00	0.00	0.00	0.00
06/27/92	0.00	0.00	0.00	0.00	0.00	0.00
06/26/92	0.00	0.00	0.00	0.00	0.00	0.00
06/25/92	0.00	0.00	0.00	0.00	0.00	0.00
06/24/92	0.00	0.00	0.00	0.00	0.00	0.08
06/23/92	0.00	0.00	0.00	0.00	0.00	0.00
06/22/92	0.00	0.00	0.00	0.00	0.00	0.00
06/21/92	0.00	0.00	0.00	0.00	0.00	0.00
06/20/92	0.00	0.00	0.00	0.00	0.00	0.00
06/19/92	0.00	0.00	0.71	0.00	0.00	0.00
06/18/92	0.00	0.00	0.00	0.00	0.00	0.00
06/17/92	0.00	0.00	0.00	0.00	0.00	0.00
06/16/92	0.00	0.00	0.00	0.00	0.00	0.00
06/15/92	0.00	0.00	0.00	0.00	0.00	0.00
06/14/92	0.00	0.00	0.00	0.00	0.00	0.00
06/13/92	0.00	0.00	0.00	0.00	0.00	0.00
06/12/92	0.00	0.00	0.00	0.00	0.00	0.00
06/11/92	0.00	0.00	0.00	0.00	0.00	0.00
06/10/92	0.00	0.00	0.00	0.00	0.00	0.00
06/09/92	0.00	0.00	0.00	0.00	0.00	0.00
06/08/92	0.00	0.00	0.00	0.00	0.00	0.00
06/07/92	0.00	0.00	0.00	0.08	0.00	0.00
06/06/92	0.00	0.00	0.00	0.00	0.00	0.00
06/05/92	0.00	0.00	0.00	0.00	0.00	0.00
06/04/92	0.00	0.00	0.00	0.00	0.00	0.00
06/03/92	0.00	0.00	0.00	0.00	0.00	0.00
06/02/92	0.00	0.00	0.00	0.00	0.00	0.00
06/01/92	0.00	0.00	0.00	0.00	0.00	0.00
TOTALS:	0.00	0.00	0.71	0.08	0.00	0.08

Group Name
Middle Hassayampa

DeviceID	5230	5245	5260	5275	5290	5305
StatType	dif	dif	dif	dif	dif	dif
DataType	precip	precip	precip	precip	precip	precip
Units	in	in	in	in	in	in
1 day at 24:00:00						
07/31/92	0.00	0.00	0.00	0.00	0.00	0.00
07/30/92	0.00	0.00	0.00	0.00	0.00	0.00
07/29/92	0.00	0.00	0.08	0.00	0.00	0.28
07/28/92	0.00	0.00	0.00	0.00	0.00	0.00
07/27/92	0.00	0.00	0.00	0.00	0.00	0.00
07/26/92	0.00	0.00	0.00	0.00	0.00	0.00
07/25/92	0.00	0.00	0.00	0.00	0.39	0.00
07/24/92	0.12	0.04	0.39	0.00	0.63	0.28
07/23/92	0.00	0.00	0.00	0.00	0.00	0.00
07/22/92	0.00	0.00	0.00	0.00	0.00	0.00
07/21/92	0.00	0.00	0.00	0.00	0.00	0.00
07/20/92	0.00	0.00	0.00	0.00	0.00	0.00
07/19/92	0.00	0.00	0.00	0.00	0.00	0.00
07/18/92	0.00	0.00	0.00	0.00	0.00	0.00
07/17/92	0.00	0.00	0.00	0.00	0.00	0.00
07/16/92	0.00	0.00	0.00	0.00	0.00	0.00
07/15/92	0.00	0.00	0.00	0.00	0.00	0.00
07/14/92	0.00	0.00	0.00	0.00	0.00	0.00
07/13/92	0.00	0.00	0.00	0.00	0.00	0.00
07/12/92	0.00	0.00	0.04	0.00	0.00	0.00
07/11/92	0.39	0.43	0.35	0.00	0.00	0.04
07/10/92	0.28	0.35	0.67	0.08	0.00	0.00
07/09/92	0.00	0.00	0.00	0.00	0.00	0.00
07/08/92	0.00	0.00	0.00	0.00	0.00	0.00
07/07/92	0.00	0.00	0.08	0.00	0.04	0.04
07/06/92	0.00	0.00	0.00	0.00	0.00	0.00
07/05/92	0.00	0.00	0.00	0.00	0.00	0.00
07/04/92	0.00	0.00	0.00	0.00	0.00	0.00
07/03/92	0.00	0.00	0.00	0.00	0.00	0.00
07/02/92	0.00	0.00	0.00	0.00	0.00	0.00
07/01/92	0.00	0.00	0.00	0.00	0.00	0.00
TOTALS:	0.79	0.83	1.61	0.08	1.06	0.63

Group Name
Middle Hassayampa

DeviceID	5230	5245	5260	5275	5290	5305
StatType	dif	dif	dif	dif	dif	dif
DataType	precip	precip	precip	precip	precip	precip
Units	in	in	in	in	in	in
1 day at 24:00:00						
08/31/92	0.00	0.00	0.00	0.00	0.00	0.00
08/30/92	0.08	0.20	0.12	0.00	0.00	0.00
08/29/92	0.00	0.00	0.00	0.00	0.00	0.00
08/28/92	0.00	0.00	0.00	0.00	0.00	0.00
08/27/92	0.00	0.00	0.00	0.00	0.00	0.00
08/26/92	0.00	0.00	0.00	0.00	0.00	0.08
08/25/92	0.00	0.00	0.00	0.00	0.00	0.00
08/24/92	0.00	0.00	0.12	0.00	0.00	0.00
08/23/92	0.43	0.43	1.46	0.00	0.91	0.20
08/22/92	1.30	1.18	0.55	0.00	0.91	0.28
08/21/92	0.04	0.00	0.04	0.00	0.24	0.00
08/20/92	0.24	0.28	0.00	0.00	0.16	0.00
08/19/92	0.00	0.00	0.04	0.00	0.00	0.00
08/18/92	0.00	0.00	0.00	0.00	0.00	0.00
08/17/92	0.00	0.00	0.00	0.00	0.00	0.00
08/16/92	0.00	0.00	0.00	0.00	0.00	0.00
08/15/92	0.00	0.00	0.00	0.24	0.00	0.08
08/14/92	0.00	0.00	0.00	0.00	0.00	0.00
08/13/92	0.00	0.00	0.04	0.04	0.00	0.00
08/12/92	0.00	0.00	0.00	0.00	0.00	0.00
08/11/92	0.47	0.59	0.63	0.00	0.00	0.00
08/10/92	0.00	0.00	0.00	0.00	0.00	0.00
08/09/92	0.00	0.00	0.04	0.00	0.00	0.00
08/08/92	0.00	0.00	0.08	0.00	0.00	0.00
08/07/92	0.04	0.00	0.00	0.00	0.00	0.00
08/06/92	0.16	0.04	0.28	0.00	0.00	0.51
08/05/92	0.12	0.00	0.20	0.12	0.00	0.24
08/04/92	0.00	0.00	0.00	0.00	0.00	0.00
08/03/92	0.00	0.00	0.00	0.24	0.08	0.00
08/02/92	0.00	0.00	0.00	0.00	0.00	0.00
08/01/92	0.00	0.00	0.00	0.00	0.16	0.00
TOTALS:	2.87	2.72	3.58	0.63	2.44	1.38

Group Name
Middle Hassayampa

DeviceID	5230	5245	5260	5275	5290	5305
StatType	dif	dif	dif	dif	dif	dif
DataType	precip	precip	precip	precip	precip	precip
Units	in	in	in	in	in	in
1 day at 24:00:00						
09/30/92	0.00	0.00	0.00	0.00	0.00	0.00
09/29/92	0.00	0.00	0.00	0.00	0.00	0.00
09/28/92	0.00	0.00	0.00	0.00	0.00	0.00
09/27/92	0.00	0.00	0.00	0.00	0.00	0.00
09/26/92	0.00	0.00	0.00	0.00	0.00	0.00
09/25/92	0.00	0.00	0.00	0.00	0.00	0.00
09/24/92	0.00	0.00	0.00	0.00	0.00	0.00
09/23/92	0.00	0.00	0.00	0.00	0.00	0.00
09/22/92	0.00	0.00	0.00	0.00	0.00	0.00
09/21/92	0.00	0.00	0.00	0.00	0.00	0.00
09/20/92	0.08	0.04	0.04	1.57	0.00	0.98
09/19/92	0.31	0.24	0.08	0.00	0.04	0.00
09/18/92	0.00	0.00	0.00	0.00	0.00	0.00
09/17/92	0.00	0.00	0.00	0.00	0.00	0.00
09/16/92	0.00	0.00	0.00	0.00	0.00	0.00
09/15/92	0.00	0.00	0.00	0.00	0.00	0.00
09/14/92	0.00	0.00	0.00	0.00	0.00	0.00
09/13/92	0.00	0.00	0.00	0.00	0.00	0.00
09/12/92	0.00	0.00	0.00	0.00	0.00	0.00
09/11/92	0.00	0.00	0.00	0.00	0.00	0.00
09/10/92	0.00	0.00	0.00	0.00	0.00	0.00
09/09/92	0.00	0.00	0.00	0.00	0.00	0.00
09/08/92	0.00	0.00	0.00	0.00	0.00	0.00
09/07/92	0.00	0.00	0.00	0.00	0.00	0.00
09/06/92	0.00	0.00	0.00	0.00	0.00	0.00
09/05/92	0.00	0.00	0.00	0.00	0.00	0.00
09/04/92	0.00	0.00	0.00	0.00	0.00	0.00
09/03/92	0.00	0.00	0.00	0.00	0.00	0.00
09/02/92	0.00	0.00	0.00	0.00	0.00	0.00
09/01/92	0.00	0.00	0.00	0.00	0.00	0.00
TOTALS:	0.39	0.28	0.12	1.57	0.04	0.98

Group Name
Upper Hassayampa

DeviceID	5320	5335	5340	5350	5365	5380
StatType	dif	dif	dif	dif	dif	dif
DataType	precip	precip	precip	precip	precip	precip
Units	in	in	in	in	in	in
1 day at 24:00:00						
10/31/91	0.00	0.00	_____	0.00	0.00	0.00
10/30/91	0.00	0.00	_____	0.00	0.00	0.00
10/29/91	0.00	0.00	_____	0.00	0.00	0.00
10/28/91	0.00	0.00	_____	0.00	0.00	0.00
10/27/91	0.31	0.39	_____	0.35	0.39	0.67
10/26/91	0.00	0.00	_____	0.00	0.00	0.00
10/25/91	0.00	0.00	_____	0.00	0.00	0.00
10/24/91	0.00	0.00	_____	0.00	0.00	0.00
10/23/91	0.00	0.00	_____	0.00	0.00	0.00
10/22/91	0.00	0.00	_____	0.00	0.00	0.00
10/21/91	0.00	0.00	_____	0.04	0.00	0.04
10/20/91	0.00	0.00	_____	0.00	0.00	0.00
10/19/91	0.00	0.00	_____	0.00	0.00	0.00
10/18/91	0.00	0.00	_____	0.00	0.00	0.00
10/17/91	0.00	0.00	_____	0.00	0.00	0.00
10/16/91	0.00	0.00	_____	0.00	0.00	0.00
10/15/91	0.00	0.00	_____	0.00	0.00	0.00
10/14/91	0.00	0.00	_____	0.00	0.00	0.00
10/13/91	0.00	0.00	_____	0.00	0.00	0.00
10/12/91	0.00	0.00	_____	0.00	0.00	0.00
10/11/91	0.00	0.00	_____	0.00	0.00	0.00
10/10/91	0.00	0.00	_____	0.00	0.00	0.00
10/09/91	0.00	0.00	_____	0.00	0.00	0.00
10/08/91	0.00	0.00	_____	0.00	0.00	0.00
10/07/91	0.00	0.00	_____	0.00	0.00	0.00
10/06/91	0.00	0.00	_____	0.00	0.00	0.00
10/05/91	0.00	0.00	_____	0.00	0.00	0.00
10/04/91	0.00	0.00	_____	0.00	0.00	0.00
10/03/91	0.00	0.00	_____	0.00	0.00	0.00
10/02/91	0.00	0.00	_____	0.00	0.00	0.00
10/01/91	0.00	0.00	_____	0.00	0.00	0.00
TOTALS:	0.31	0.39	_____	0.39	0.39	0.71

Group Name
Upper Hassayampa

DeviceID	5320	5335	5340	5350	5365	5380
StatType	dif	dif	dif	dif	dif	dif
DataType	precip	precip	precip	precip	precip	precip
Units	in	in	in	in	in	in
1 day at 24:00:00						
11/30/91	0.55	0.00	_____	0.12	0.00	0.91
11/29/91	0.55	0.00	_____	0.00	0.00	0.47
11/28/91	0.00	0.00	_____	0.00	0.00	0.00
11/27/91	0.00	0.00	_____	0.00	0.00	0.00
11/26/91	0.00	0.00	_____	0.00	0.00	0.00
11/25/91	0.00	0.00	_____	0.00	0.00	0.00
11/24/91	0.00	0.00	_____	0.00	0.00	0.00
11/23/91	0.00	0.00	_____	0.00	0.00	0.00
11/22/91	0.00	0.00	_____	0.00	0.00	0.00
11/21/91	0.00	0.00	_____	0.00	0.00	0.00
11/20/91	0.00	0.00	_____	0.00	0.00	0.00
11/19/91	0.00	0.00	_____	0.00	0.00	0.31
11/18/91	0.00	0.00	_____	0.04	0.00	0.16
11/17/91	0.00	0.00	_____	0.04	0.00	0.08
11/16/91	0.00	0.24	_____	0.00	0.16	0.24
11/15/91	0.16	0.12	_____	0.24	0.08	0.08
11/14/91	0.24	0.67	_____	0.24	0.31	0.00
11/13/91	0.00	0.00	_____	0.00	0.00	0.31
11/12/91	0.00	0.00	_____	0.00	0.00	0.00
11/11/91	0.00	0.04	_____	0.00	0.00	0.00
11/10/91	0.00	0.12	_____	0.24	0.28	0.00
11/09/91	0.00	0.00	_____	0.00	0.00	0.16
11/08/91	0.00	0.00	_____	0.00	0.00	0.00
11/07/91	0.00	0.00	_____	0.00	0.00	0.00
11/06/91	0.00	0.00	_____	0.00	0.00	0.00
11/05/91	0.00	0.00	_____	0.00	0.00	0.00
11/04/91	0.00	0.00	_____	0.00	0.00	0.00
11/03/91	0.00	0.00	_____	0.00	0.00	0.00
11/02/91	0.00	0.00	_____	0.00	0.00	0.00
11/01/91	0.00	0.00	_____	0.00	0.00	0.00
TOTALS:	1.50	1.18	_____	0.91	0.91	2.72

Group Name
Upper Hassayampa

DeviceID	5320	5335	5340	5350	5365	5380
StatType	dif	dif	dif	dif	dif	dif
DataType	precip	precip	precip	precip	precip	precip
Units	in	in	in	in	in	in
1 day at 24:00:00						
12/31/91	0.00	0.12	_____	0.00	0.04	0.04
12/30/91	0.16	0.28	_____	0.35	0.28	0.51
12/29/91	0.00	0.00	_____	0.00	0.00	0.00
12/28/91	0.00	0.31	_____	0.04	0.00	0.12
12/27/91	0.00	0.00	_____	0.00	0.00	0.00
12/26/91	0.00	0.00	_____	0.00	0.00	0.00
12/25/91	0.00	0.00	_____	0.00	0.00	0.00
12/24/91	0.00	0.00	_____	0.00	0.00	0.00
12/23/91	0.00	0.00	_____	0.00	0.00	0.00
12/22/91	0.08	0.20	_____	0.12	0.12	0.24
12/21/91	0.12	0.08	_____	0.35	0.28	0.28
12/20/91	0.00	0.00	_____	0.00	0.00	0.04
12/19/91	0.24	0.35	_____	0.12	0.12	0.55
12/18/91	0.20	0.39	_____	0.31	0.43	0.24
12/17/91	0.00	0.00	_____	0.00	0.00	0.00
12/16/91	0.00	0.00	_____	0.00	0.00	0.00
12/15/91	0.00	0.00	_____	0.00	0.00	0.00
12/14/91	0.00	0.00	_____	0.00	0.00	0.00
12/13/91	0.00	0.00	_____	0.00	0.00	0.00
12/12/91	0.00	0.00	_____	0.00	0.00	0.00
12/11/91	0.00	0.04	_____	0.04	0.00	0.12
12/10/91	0.43	1.18	_____	0.67	0.55	0.98
12/09/91	0.00	0.00	_____	0.00	0.00	0.00
12/08/91	0.00	0.00	_____	0.00	0.00	0.00
12/07/91	0.00	0.00	_____	0.00	0.00	0.00
12/06/91	0.00	0.00	_____	0.00	0.00	0.00
12/05/91	0.00	0.00	_____	0.00	0.00	0.00
12/04/91	0.00	0.00	_____	0.00	0.00	0.00
12/03/91	0.00	0.39	_____	0.20	0.00	0.00
12/02/91	0.00	0.16	_____	0.31	0.04	0.04
12/01/91	0.00	0.04	_____	0.31	0.08	0.08
TOTALS:	1.22	3.54	_____	2.83	1.93	3.23

Group Name
Upper Hassayampa

DeviceID	5320	5335	5340	5350	5365	5380
StatType	dif	dif	dif	dif	dif	dif
DataType	precip	precip	precip	precip	precip	precip
Units	in	in	in	in	in	in
1 day at 24:00:00						
01/31/92	0.00	0.00	_____	0.00	0.00	0.00
01/30/92	0.00	0.00	_____	0.00	0.00	0.00
01/29/92	0.00	0.00	_____	0.00	0.00	0.00
01/28/92	0.00	0.00	_____	0.00	0.00	0.00
01/27/92	0.00	0.00	_____	0.00	0.00	0.00
01/26/92	0.00	0.00	_____	0.00	0.00	0.00
01/25/92	0.00	0.00	_____	0.00	0.00	0.00
01/24/92	0.00	0.00	_____	0.00	0.00	0.00
01/23/92	0.00	0.00	_____	0.00	_____	0.00
01/22/92	0.00	0.00	_____	0.00	_____	0.00
01/21/92	0.00	0.00	_____	0.00	_____	0.00
01/20/92	0.00	0.00	_____	0.00	_____	0.08
01/19/92	0.00	0.00	_____	0.00	_____	0.00
01/18/92	0.00	0.00	_____	0.00	_____	0.00
01/17/92	0.00	0.00	_____	0.00	_____	0.00
01/16/92	0.00	0.00	_____	0.00	_____	0.00
01/15/92	0.00	0.00	_____	0.00	_____	0.00
01/14/92	0.00	0.00	_____	0.00	_____	0.00
01/13/92	0.00	0.00	_____	0.00	0.00	0.04
01/12/92	0.00	0.04	_____	0.00	0.04	0.16
01/11/92	0.00	0.00	_____	0.00	0.08	0.04
01/10/92	0.00	0.00	_____	0.00	0.00	0.00
01/09/92	0.00	0.00	_____	0.04	0.00	0.00
01/08/92	0.00	0.31	_____	0.00	0.31	0.12
01/07/92	0.00	0.04	_____	0.08	0.04	0.00
01/06/92	1.42	0.16	_____	0.47	0.28	0.98
01/05/92	0.20	0.28	_____	0.12	0.20	0.16
01/04/92	0.04	0.08	_____	0.04	0.04	0.08
01/03/92	0.87	0.79	_____	0.75	0.47	0.91
01/02/92	0.00	0.00	_____	0.00	0.00	0.00
01/01/92	0.00	0.00	_____	0.04	0.00	0.00
TOTALS:	2.52	1.69	_____	1.54	1.46	2.56

Group Name
Upper Hassayampa

DeviceID	5320	5335	5340	5350	5365	5380
StatType	dif	dif	dif	dif	dif	dif
DataType	precip	precip	precip	precip	precip	precip
Units	in	in	in	in	in	in
1 day at 24:00:00						
02/29/92	0.00	0.00	_____	0.00	0.00	0.00
02/28/92	0.00	0.00	_____	0.00	0.00	0.00
02/27/92	0.00	0.00	_____	0.00	0.00	0.00
02/26/92	0.00	0.00	_____	0.00	0.00	0.00
02/25/92	0.00	0.00	_____	0.00	0.00	0.00
02/24/92	0.00	0.00	_____	0.00	0.00	0.00
02/23/92	0.00	0.00	_____	0.00	0.00	0.00
02/22/92	0.00	0.00	_____	0.00	0.00	0.00
02/21/92	0.00	0.00	_____	0.00	0.00	0.00
02/20/92	0.00	0.00	_____	0.00	0.00	0.00
02/19/92	0.00	0.00	_____	0.00	0.00	0.00
02/18/92	0.00	0.00	_____	0.00	0.00	0.00
02/17/92	0.00	0.00	_____	0.00	0.00	0.04
02/16/92	0.00	0.12	_____	0.08	0.16	0.00
02/15/92	0.39	0.08	_____	0.20	0.08	0.20
02/14/92	0.00	0.00	_____	0.00	0.04	0.31
02/13/92	0.79	1.18	_____	1.46	1.06	0.20
02/12/92	0.00	0.16	_____	0.16	0.00	1.26
02/11/92	0.28	0.20	_____	0.04	0.04	0.08
02/10/92	0.16	0.39	_____	0.43	0.39	0.24
02/09/92	0.00	0.12	_____	0.04	0.00	0.59
02/08/92	0.31	0.12	_____	0.04	0.04	0.04
02/07/92	1.81	2.13	_____	1.38	0.83	0.20
02/06/92	0.04	0.08	_____	0.00	0.00	1.38
02/05/92	0.00	0.00	_____	0.00	0.00	0.00
02/04/92	0.00	0.00	_____	0.00	0.00	0.00
02/03/92	0.00	0.00	_____	0.00	0.00	0.00
02/02/92	0.00	0.00	_____	0.00	0.00	0.00
02/01/92	0.00	0.00	_____	0.00	0.00	0.00
TOTALS:	3.78	4.57	_____	3.82	2.64	4.53

Group Name
Upper Hassayampa

DeviceID	5320	5335	5340	5350	5365	5380
StatType	dif	dif	dif	dif	dif	dif
DataType	precip	precip	precip	precip	precip	precip
Units	in	in	in	in	in	in
1 day at 24:00:00						
03/31/92	0.04	0.04	_____	0.00	0.04	0.00
03/30/92	0.12	0.08	_____	0.20	0.12	0.04
03/29/92	0.08	0.12	_____	0.00	0.04	0.20
03/28/92	0.39	0.20	_____	0.12	0.00	0.28
03/27/92	0.39	0.94	_____	0.71	0.47	0.67
03/26/92	0.00	0.00	_____	0.00	0.00	0.00
03/25/92	0.00	0.00	_____	0.00	0.00	0.00
03/24/92	0.00	0.00	_____	0.00	0.00	0.00
03/23/92	0.00	0.00	_____	0.08	0.12	0.31
03/22/92	0.00	0.00	_____	0.16	0.00	0.16
03/21/92	0.08	0.24	_____	0.24	0.04	0.63
03/20/92	0.00	0.00	_____	0.00	0.00	0.00
03/19/92	0.00	0.00	_____	0.00	0.00	0.00
03/18/92	0.00	0.00	_____	0.00	0.00	0.00
03/17/92	0.00	0.00	_____	0.00	0.00	0.00
03/16/92	0.00	0.00	_____	0.00	0.00	0.00
03/15/92	0.00	0.00	_____	0.00	0.00	0.00
03/14/92	0.00	0.00	_____	0.00	0.00	0.00
03/13/92	0.00	0.00	_____	0.00	0.00	0.00
03/12/92	0.00	0.00	_____	0.00	0.00	0.00
03/11/92	0.00	0.00	_____	0.00	0.00	0.00
03/10/92	0.00	0.00	_____	0.00	0.00	0.00
03/09/92	0.47	0.51	_____	0.24	0.35	0.59
03/08/92	0.35	0.39	_____	0.67	0.39	1.93
03/07/92	0.08	0.08	_____	0.24	0.12	0.28
03/06/92	0.00	0.00	_____	0.00	0.00	0.00
03/05/92	0.00	0.00	_____	0.00	0.00	0.00
03/04/92	0.00	0.08	_____	0.04	0.04	0.00
03/03/92	0.12	0.39	_____	0.28	0.43	0.08
03/02/92	0.79	0.94	_____	0.47	0.31	0.47
03/01/92	0.00	0.00	_____	0.00	0.00	0.55
TOTALS:	2.91	4.02	_____	3.43	2.48	6.18

Group Name
Upper Hassayampa

DeviceID	5320	5335	5340	5350	5365	5380
StatType	dif	dif	dif	dif	dif	dif
DataType	precip	precip	precip	precip	precip	precip
Units	in	in	in	in	in	in
1 day at 24:00:00						
04/30/92	0.00	0.00	_____	0.00	0.00	0.00
04/29/92	0.00	0.00	_____	0.00	0.00	0.00
04/28/92	0.00	0.00	_____	0.00	0.00	0.00
04/27/92	0.00	0.00	_____	0.00	0.00	0.00
04/26/92	0.00	0.00	_____	0.00	0.00	0.00
04/25/92	0.00	0.00	_____	0.00	0.00	0.00
04/24/92	0.00	0.00	_____	0.00	0.00	0.00
04/23/92	0.00	0.00	_____	0.00	0.00	0.00
04/22/92	0.00	0.00	_____	0.00	0.00	0.00
04/21/92	0.00	0.00	_____	0.00	0.00	0.00
04/20/92	0.00	0.00	_____	0.00	0.00	0.00
04/19/92	0.00	0.00	_____	0.00	0.00	0.00
04/18/92	0.00	0.00	_____	0.00	0.00	0.00
04/17/92	0.00	0.00	_____	0.00	0.00	0.00
04/16/92	0.00	0.00	_____	0.00	0.00	0.00
04/15/92	0.00	0.00	_____	0.00	0.00	0.00
04/14/92	0.00	0.00	_____	0.00	0.00	0.00
04/13/92	0.00	0.00	_____	0.00	0.00	0.00
04/12/92	0.00	0.00	_____	0.00	0.00	0.00
04/11/92	0.00	0.00	_____	0.00	0.00	0.00
04/10/92	0.00	0.00	_____	0.00	0.00	0.00
04/09/92	0.00	0.00	_____	0.00	0.00	0.00
04/08/92	0.00	0.00	_____	0.00	0.00	0.00
04/07/92	0.00	0.00	_____	0.00	0.00	0.00
04/06/92	0.00	0.00	_____	0.00	0.00	0.00
04/05/92	0.00	0.00	_____	0.00	0.00	0.00
04/04/92	0.00	0.00	_____	0.00	0.00	0.00
04/03/92	0.00	0.00	_____	0.00	0.00	0.00
04/02/92	0.16	0.28	_____	0.12	0.12	0.31
04/01/92	0.00	0.24	_____	0.12	0.04	0.31
TOTALS:	0.16	0.51	_____	0.24	0.16	0.63

Group Name
Upper Hassayampa

DeviceID	5320	5335	5340	5350	5365	5380
StatType	dif	dif	dif	dif	dif	dif
DataType	precip	precip	precip	precip	precip	precip
Units	in	in	in	in	in	in
1 day at 24:00:00						
05/31/92	0.00	0.00	0.00	0.00	0.00	0.00
05/30/92	0.00	0.24	0.28	0.20	0.12	0.51
05/29/92	0.00	0.04	0.16	0.16	0.35	0.35
05/28/92	0.00	0.00	0.00	0.00	0.00	0.00
05/27/92	0.00	0.00	0.00	0.00	0.00	0.00
05/26/92	0.00	0.00	0.00	0.04	0.00	0.08
05/25/92	0.00	0.00	0.04	0.00	0.08	0.12
05/24/92	0.00	0.00	0.08	0.00	0.12	0.00
05/23/92	0.00	0.20	0.04	0.12	0.04	0.04
05/22/92	0.00	0.00	0.00	0.08	0.00	0.00
05/21/92	0.20	0.20	0.08	0.28	0.04	0.04
05/20/92	0.28	0.28	0.51	0.16	0.00	0.08
05/19/92	0.00	0.00	0.00	0.08	0.08	0.00
05/18/92	0.00	0.00	0.00	0.00	0.00	0.00
05/17/92	0.00	0.00	0.00	0.00	0.00	0.00
05/16/92	0.00	0.00	0.00	0.00	0.00	0.00
05/15/92	0.00	0.00	0.00	0.00	0.00	0.00
05/14/92	0.00	0.00	0.00	0.00	0.00	0.00
05/13/92	0.00	0.00	0.00	0.00	0.00	0.00
05/12/92	0.00	0.00	0.00	0.00	0.00	0.00
05/11/92	0.00	0.00	0.00	0.00	0.00	0.04
05/10/92	0.04	0.16	0.00	0.28	0.16	0.04
05/09/92	0.04	0.12	0.04	0.04	0.16	0.12
05/08/92	0.00	0.00	0.00	0.00	0.00	0.00
05/07/92	0.00	0.00	0.00	0.00	0.00	0.04
05/06/92	0.00	0.00	0.00	0.00	0.00	0.00
05/05/92	0.12	0.24	0.47	0.47	0.94	0.67
05/04/92	0.12	0.00	0.04	0.20	1.10	0.04
05/03/92	0.24	0.04	0.00	0.04	0.00	0.00
05/02/92	0.00	0.00	0.00	0.00	0.00	0.00
05/01/92	0.00	0.00	0.00	0.00	0.00	0.00
TOTALS:	1.02	1.50	1.73	2.13	3.19	2.17

Group Name
Upper Hassayampa

DeviceID	5320	5335	5340	5350	5365	5380
StatType	dif	dif	dif	dif	dif	dif
DataType	precip	precip	precip	precip	precip	precip
Units	in	in	in	in	in	in
1 day at 24:00:00						
06/30/92	0.00	0.00	0.00	0.00	0.00	0.00
06/29/92	0.00	0.00	0.00	0.00	0.00	0.00
06/28/92	0.00	0.00	0.00	0.00	0.00	0.00
06/27/92	0.00	0.00	0.00	0.00	0.00	0.00
06/26/92	0.00	0.00	0.00	0.00	0.00	0.00
06/25/92	0.00	0.00	0.00	0.00	0.00	0.00
06/24/92	0.00	0.00	0.00	0.00	0.00	0.00
06/23/92	0.00	0.00	0.04	0.00	0.00	0.00
06/22/92	0.00	0.00	0.00	0.00	0.00	0.00
06/21/92	0.00	0.00	0.00	0.00	0.00	0.00
06/20/92	0.00	0.00	0.00	0.00	0.00	0.00
06/19/92	0.00	0.00	0.00	0.00	0.00	0.00
06/18/92	0.00	0.00	0.00	0.00	0.00	0.00
06/17/92	0.00	0.00	0.00	0.00	0.00	0.00
06/16/92	0.00	0.00	0.00	0.00	0.00	0.00
06/15/92	0.00	0.00	0.00	0.00	0.00	0.00
06/14/92	0.00	0.00	0.00	0.00	0.00	0.00
06/13/92	0.00	0.00	0.00	0.00	0.00	0.00
06/12/92	0.00	0.00	0.00	0.00	0.00	0.00
06/11/92	0.00	0.00	0.00	0.00	0.00	0.00
06/10/92	0.00	0.00	0.00	0.00	0.00	0.00
06/09/92	0.00	0.00	0.00	0.04	0.00	0.12
06/08/92	0.00	0.00	0.00	0.00	0.00	0.00
06/07/92	0.00	0.00	0.00	0.00	0.00	0.00
06/06/92	0.00	0.00	0.00	0.00	0.00	0.00
06/05/92	0.00	0.00	0.00	0.00	0.00	0.00
06/04/92	0.00	0.00	0.00	0.00	0.00	0.00
06/03/92	0.00	0.00	0.00	0.00	0.00	0.00
06/02/92	0.12	0.08	0.00	0.00	0.00	0.00
06/01/92	0.00	0.00	0.04	0.00	0.00	0.08
TOTALS:	0.12	0.08	0.08	0.04	0.00	0.20

Group Name
Upper Hassayampa

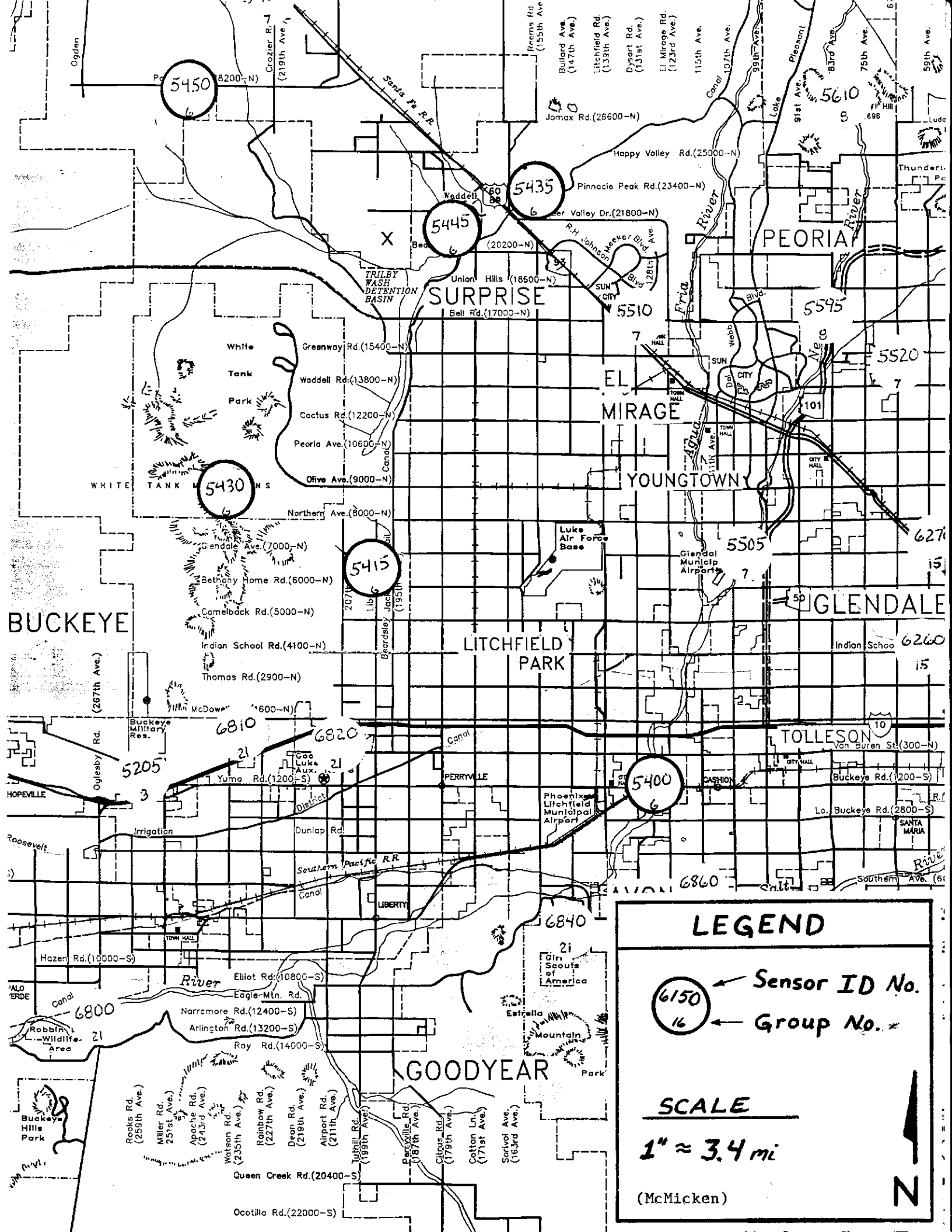
DeviceID	5320	5335	5340	5350	5365	5380
StatType	dif	dif	dif	dif	dif	dif
DataType	precip	precip	precip	precip	precip	precip
Units	in	in	in	in	in	in
1 day at 24:00:00						
07/31/92	0.00	0.00	0.04	0.00	0.00	0.00
07/30/92	0.00	0.00	0.00	0.00	0.00	0.00
07/29/92	0.00	0.00	0.04	0.00	0.04	0.24
07/28/92	0.00	0.55	0.31	0.00	0.87	0.00
07/27/92	0.00	0.00	0.00	0.00	0.04	0.04
07/26/92	0.00	0.00	0.00	0.00	0.00	0.00
07/25/92	0.00	0.63	0.08	0.24	0.04	0.04
07/24/92	1.46	1.38	0.91	0.87	0.43	0.35
07/23/92	0.00	0.00	0.00	0.00	0.00	0.00
07/22/92	0.00	0.00	0.00	0.00	0.00	0.00
07/21/92	0.00	0.00	0.00	0.00	0.00	0.00
07/20/92	0.00	0.00	0.00	0.00	0.00	0.00
07/19/92	0.00	0.00	0.00	0.00	0.00	0.00
07/18/92	0.00	0.00	0.00	0.00	0.00	0.00
07/17/92	0.00	0.00	0.00	0.00	0.00	0.00
07/16/92	0.00	0.00	0.00	0.00	0.00	0.00
07/15/92	0.00	0.00	0.00	0.00	0.00	0.00
07/14/92	0.00	0.00	0.00	0.00	0.00	0.00
07/13/92	0.00	0.00	0.00	0.00	0.00	0.00
07/12/92	0.00	0.08	0.12	0.00	0.00	0.00
07/11/92	0.04	0.12	0.20	0.16	0.12	0.55
07/10/92	1.10	0.91	1.54	0.04	0.00	0.75
07/09/92	0.00	0.20	0.04	0.00	0.12	0.00
07/08/92	0.00	0.00	0.00	0.00	0.00	0.00
07/07/92	0.08	0.00	0.04	0.04	0.04	0.00
07/06/92	0.00	0.00	0.00	0.00	0.00	0.00
07/05/92	0.00	0.00	0.00	0.00	0.00	0.00
07/04/92	0.00	0.00	0.00	0.00	0.00	0.00
07/03/92	0.00	0.00	0.00	0.00	0.00	0.00
07/02/92	0.00	0.00	0.00	0.00	0.00	0.00
07/01/92	0.00	0.00	0.00	0.00	0.00	0.00
TOTALS:	2.68	3.86	3.31	1.34	1.69	1.97

Group Name
Upper Hassayampa



DeviceID	5320	5335	5340	5350	5365	5380
StatType	dif	dif	dif	dif	dif	dif
DataType	precip	precip	precip	precip	precip	precip
Units	in	in	in	in	in	in
1 day at 24:00:00						
08/31/92	0.00	0.00	0.00	0.00	0.00	0.04
08/30/92	0.00	0.12	0.04	0.00	0.00	0.00
08/29/92	0.00	0.00	0.00	0.00	0.00	0.04
08/28/92	0.00	0.00	0.00	0.00	0.00	0.00
08/27/92	0.00	0.00	0.00	0.00	0.00	0.04
08/26/92	0.00	0.00	0.00	0.00	0.00	0.00
08/25/92	0.00	0.00	0.00	0.00	0.00	0.08
08/24/92	0.00	0.00	0.00	0.00	0.00	0.00
08/23/92	0.55	0.71	1.02	1.77	1.26	1.34
08/22/92	0.94	0.83	0.87	1.18	0.94	0.00
08/21/92	0.00	0.04	0.12	0.12	0.20	0.12
08/20/92	0.00	0.00	0.00	0.00	0.04	0.00
08/19/92	0.00	0.00	0.04	0.00	0.00	0.00
08/18/92	0.00	0.20	0.75	0.00	0.00	1.06
08/17/92	0.00	0.00	0.00	0.00	0.00	0.00
08/16/92	0.00	0.00	0.00	0.08	0.00	0.00
08/15/92	0.00	0.00	0.04	0.20	0.16	0.00
08/14/92	0.00	0.00	0.00	0.00	0.00	0.00
08/13/92	0.00	0.00	0.00	0.04	0.00	0.00
08/12/92	0.00	0.00	0.00	0.00	0.00	0.04
08/11/92	0.12	0.71	0.20	0.08	0.08	0.94
08/10/92	0.00	0.00	0.00	0.04	0.00	0.00
08/09/92	0.00	0.39	1.69	1.06	0.00	0.00
08/08/92	0.00	0.00	0.08	0.16	0.00	0.00
08/07/92	0.00	0.00	0.00	0.20	0.28	0.00
08/06/92	0.00	0.39	0.43	0.00	0.00	0.00
08/05/92	0.35	0.20	0.31	0.12	0.31	0.00
08/04/92	0.00	0.00	0.00	0.00	0.00	0.00
08/03/92	0.00	0.00	0.00	0.16	0.04	0.00
08/02/92	0.00	0.00	0.00	0.00	0.08	0.00
08/01/92	0.00	0.00	0.00	0.00	0.00	0.24
TOTALS:	1.97	3.58	5.59	5.20	3.39	3.94

Group Name
Upper Hassayampa

DeviceID	5320	5335	5340	5350	5365	5380
StatType	dif	dif	dif	dif	dif	dif
DataType	precip	precip	precip	precip	precip	precip
Units	in	in	in	in	in	in
1 day at 24:00:00						
09/30/92	0.00	0.00	0.00	0.00	0.00	0.00
09/29/92	0.00	0.00	0.00	0.00	0.00	0.00
09/28/92	0.00	0.00	0.00	0.00	0.00	0.00
09/27/92	0.00	0.00	0.00	0.00	0.00	0.00
09/26/92	0.00	0.00	0.00	0.00	0.00	0.00
09/25/92	0.00	0.00	0.00	0.00	0.00	0.00
09/24/92	0.00	0.00	0.00	0.00	0.00	0.00
09/23/92	0.00	0.00	0.00	0.00	0.00	0.00
09/22/92	0.00	0.00	0.00	0.00	0.00	0.00
09/21/92	0.00	0.12	0.31	0.00	0.00	0.00
09/20/92	0.35	0.00	0.00	0.00	0.00	0.00
09/19/92	0.08	1.22	0.39	0.04	0.00	0.00
09/18/92	0.00	0.00	0.00	0.00	0.00	0.00
09/17/92	0.00	0.00	0.00	0.00	0.00	0.00
09/16/92	0.00	0.00	0.00	0.00	0.00	0.00
09/15/92	0.00	0.00	0.00	0.00	0.00	0.00
09/14/92	0.00	0.00	0.00	0.00	0.00	0.00
09/13/92	0.00	0.00	0.00	0.00	0.00	0.00
09/12/92	0.00	0.00	0.00	0.00	0.00	0.00
09/11/92	0.00	0.00	0.00	0.00	0.00	0.00
09/10/92	0.00	0.00	0.00	0.00	0.00	0.04
09/09/92	0.00	0.00	0.00	0.00	0.00	0.00
09/08/92	0.00	0.00	0.00	0.00	0.00	0.00
09/07/92	0.00	0.00	0.00	0.00	0.00	0.00
09/06/92	0.00	0.00	0.00	0.00	0.00	0.00
09/05/92	0.00	0.00	0.00	0.00	0.00	0.00
09/04/92	0.00	0.00	0.00	0.00	0.00	0.00
09/03/92	0.00	0.00	0.00	0.00	0.00	0.04
09/02/92	0.00	0.00	0.00	0.00	0.00	0.00
09/01/92	0.00	0.00	0.00	0.00	0.00	0.00
TOTALS:	0.43	1.34	0.71	0.04	0.00	0.08




LEGEND

 ← Sensor ID No.
 ← Group No.

SCALE

1" ≈ 3.4 mi

(McMicken)



Group Name
AF1: McMicken

DeviceID	5400	5415	5430	5435	5445	5450
StatType	dif	dif	dif	dif	dif	dif
DataType	precip	precip	precip	precip	precip	precip
Units	in	in	in	in	in	in
1 day at 24:00:00						
10/31/91	0.00	0.00	_____	_____	0.00	_____
10/30/91	0.00	0.00	_____	_____	0.00	_____
10/29/91	0.00	0.00	_____	_____	0.00	_____
10/28/91	0.00	0.00	_____	_____	0.00	_____
10/27/91	0.67	0.24	_____	_____	0.31	_____
10/26/91	0.00	0.00	_____	_____	0.00	_____
10/25/91	0.00	0.00	_____	_____	0.00	_____
10/24/91	0.00	0.00	_____	_____	0.00	_____
10/23/91	0.00	0.00	_____	_____	0.00	_____
10/22/91	0.00	0.00	_____	_____	0.00	_____
10/21/91	0.00	0.04	_____	_____	0.00	_____
10/20/91	0.00	0.00	_____	_____	0.00	_____
10/19/91	0.00	0.00	_____	_____	0.00	_____
10/18/91	0.00	0.00	_____	_____	0.00	_____
10/17/91	0.00	0.00	_____	_____	0.00	_____
10/16/91	0.00	0.00	_____	_____	0.00	_____
10/15/91	0.00	0.00	_____	_____	0.00	_____
10/14/91	0.00	0.00	_____	_____	0.00	_____
10/13/91	0.00	0.00	_____	_____	0.00	_____
10/12/91	0.00	0.00	_____	_____	0.00	_____
10/11/91	0.00	0.00	_____	_____	0.00	_____
10/10/91	0.00	0.00	_____	_____	0.00	_____
10/09/91	0.00	0.00	_____	_____	0.00	_____
10/08/91	0.00	0.00	_____	_____	0.00	_____
10/07/91	0.00	0.00	_____	_____	0.00	_____
10/06/91	0.00	0.00	_____	_____	0.00	_____
10/05/91	0.00	0.00	_____	_____	0.00	_____
10/04/91	0.00	0.00	_____	_____	0.00	_____
10/03/91	0.00	0.00	_____	_____	0.00	_____
10/02/91	0.00	0.00	_____	_____	0.00	_____
10/01/91	0.00	0.00	_____	_____	0.00	_____
TOTALS:	0.67	0.28	_____	_____	0.31	_____

Group Name
AF1: McMicken

DeviceID	5400	5415	5430	5435	5445	5450
StatType	dif	dif	dif	dif	dif	dif
DataType	precip	precip	precip	precip	precip	precip
Units	in	in	in	in	in	in
1 day at 24:00:00						
11/30/91	0.12	0.16	_____	_____	0.16	_____
11/29/91	0.12	0.00	_____	_____	0.00	_____
11/28/91	0.00	0.00	_____	_____	0.00	_____
11/27/91	0.00	0.00	_____	_____	0.00	_____
11/26/91	0.00	0.00	_____	_____	0.00	_____
11/25/91	0.00	0.00	_____	_____	0.00	_____
11/24/91	0.00	0.00	_____	_____	0.00	_____
11/23/91	0.00	0.00	_____	_____	0.00	_____
11/22/91	0.00	0.00	_____	_____	0.00	_____
11/21/91	0.00	0.00	_____	_____	0.00	_____
11/20/91	0.00	0.00	_____	_____	0.00	_____
11/19/91	0.00	0.00	_____	_____	0.00	_____
11/18/91	0.00	0.00	_____	_____	0.00	_____
11/17/91	0.00	0.00	_____	_____	0.00	_____
11/16/91	0.00	0.00	_____	_____	0.00	_____
11/15/91	0.00	0.00	_____	_____	0.00	_____
11/14/91	0.12	0.28	_____	_____	0.35	_____
11/13/91	0.00	0.00	_____	_____	0.00	_____
11/12/91	0.00	0.00	_____	_____	0.00	_____
11/11/91	0.00	0.00	_____	_____	0.00	_____
11/10/91	0.20	0.16	_____	_____	0.08	_____
11/09/91	0.00	0.00	_____	_____	0.00	_____
11/08/91	0.00	0.00	_____	_____	0.00	_____
11/07/91	0.00	0.00	_____	_____	0.00	_____
11/06/91	0.00	0.00	_____	_____	0.00	_____
11/05/91	0.00	0.00	_____	_____	0.00	_____
11/04/91	0.00	0.00	_____	_____	0.00	_____
11/03/91	0.00	0.00	_____	_____	0.00	_____
11/02/91	0.00	0.00	_____	_____	0.00	_____
11/01/91	0.00	0.00	_____	_____	0.00	_____
TOTALS:	0.55	0.59	_____	_____	0.59	_____

Group Name
AF1: McMicken

DeviceID	5400	5415	5430	5435	5445	5450
StatType	dif	dif	dif	dif	dif	dif
DataType	precip	precip	precip	precip	precip	precip
Units	in	in	in	in	in	in
1 day at 24:00:00						
12/31/91	0.00	0.00	_____	_____	0.00	_____
12/30/91	0.12	0.08	_____	_____	0.04	_____
12/29/91	0.00	0.00	_____	_____	0.00	_____
12/28/91	0.00	0.00	_____	_____	0.00	_____
12/27/91	0.00	0.00	_____	_____	0.00	_____
12/26/91	0.00	0.00	_____	_____	0.00	_____
12/25/91	0.00	0.00	_____	_____	0.00	_____
12/24/91	0.00	0.00	_____	_____	0.00	_____
12/23/91	0.00	0.00	_____	_____	0.00	_____
12/22/91	0.00	0.00	_____	_____	0.00	_____
12/21/91	0.00	0.00	_____	_____	0.00	_____
12/20/91	0.04	0.00	_____	_____	0.00	_____
12/19/91	1.02	0.87	_____	_____	0.55	_____
12/18/91	0.43	0.28	_____	_____	0.24	_____
12/17/91	0.00	0.00	_____	_____	0.00	_____
12/16/91	0.00	0.00	_____	_____	0.00	_____
12/15/91	0.00	0.00	_____	_____	0.00	_____
12/14/91	0.00	0.00	_____	_____	0.00	_____
12/13/91	0.00	0.00	_____	_____	0.00	_____
12/12/91	0.00	0.00	_____	_____	0.00	_____
12/11/91	0.00	0.00	_____	_____	0.00	_____
12/10/91	0.43	0.16	_____	_____	0.12	_____
12/09/91	0.00	0.00	_____	_____	0.00	_____
12/08/91	0.00	0.00	_____	_____	0.00	_____
12/07/91	0.00	0.00	_____	_____	0.00	_____
12/06/91	0.00	0.00	_____	_____	0.00	_____
12/05/91	0.00	0.00	_____	_____	0.00	_____
12/04/91	0.00	0.00	_____	_____	0.00	_____
12/03/91	0.00	0.00	_____	_____	0.00	_____
12/02/91	0.00	0.00	_____	_____	0.00	_____
12/01/91	0.00	0.00	_____	_____	0.00	_____
TOTALS:	2.05	1.38	_____	_____	0.94	_____

Group Name
AF1: McMicken

DeviceID	5400	5415	5430	5435	5445	5450
StatType	dif	dif	dif	dif	dif	dif
DataType	precip	precip	precip	precip	precip	precip
Units	in	in	in	in	in	in
1 day at 24:00:00						
01/31/92	0.00	0.00	_____	_____	0.00	_____
01/30/92	0.00	0.00	_____	_____	0.00	_____
01/29/92	0.00	0.00	_____	_____	0.00	_____
01/28/92	0.00	0.00	_____	_____	0.00	_____
01/27/92	0.00	0.00	_____	_____	0.00	_____
01/26/92	0.00	0.00	_____	_____	0.00	_____
01/25/92	0.00	0.00	_____	_____	0.00	_____
01/24/92	0.00	0.00	_____	_____	0.00	_____
01/23/92	_____	_____	_____	_____	_____	_____
01/22/92	_____	_____	_____	_____	_____	_____
01/21/92	_____	_____	_____	_____	_____	_____
01/20/92	_____	_____	_____	_____	_____	_____
01/19/92	_____	_____	_____	_____	_____	_____
01/18/92	_____	_____	_____	_____	_____	_____
01/17/92	_____	_____	_____	_____	_____	_____
01/16/92	_____	_____	_____	_____	_____	_____
01/15/92	_____	_____	_____	_____	_____	_____
01/14/92	_____	_____	_____	_____	_____	_____
01/13/92	0.00	0.00	_____	_____	_____	_____
01/12/92	0.08	0.04	_____	_____	0.00	_____
01/11/92	0.24	0.43	_____	_____	0.28	_____
01/10/92	0.00	0.00	_____	_____	0.00	_____
01/09/92	0.00	0.00	_____	_____	0.00	_____
01/08/92	0.00	0.00	_____	_____	0.00	_____
01/07/92	0.00	0.00	_____	_____	0.00	_____
01/06/92	0.43	0.87	_____	_____	0.00	_____
01/05/92	0.08	0.12	_____	_____	0.00	_____
01/04/92	0.08	0.04	_____	_____	0.00	_____
01/03/92	0.20	0.39	_____	_____	0.28	_____
01/02/92	0.00	0.00	_____	_____	0.00	_____
01/01/92	0.00	0.00	_____	_____	0.00	_____
TOTALS:	1.10	1.89	_____	_____	0.55	_____

Group Name
AF1: McMicken

DeviceID	5400	5415	5430	5435	5445	5450
StatType	dif	dif	dif	dif	dif	dif
DataType	precip	precip	precip	precip	precip	precip
Units	in	in	in	in	in	in
1 day at 24:00:00						
02/29/92	0.00	0.00	_____	_____	0.00	_____
02/28/92	0.00	0.00	_____	_____	0.00	_____
02/27/92	0.00	0.00	_____	_____	0.00	_____
02/26/92	0.00	0.00	_____	_____	0.00	_____
02/25/92	0.00	0.00	_____	_____	0.00	_____
02/24/92	0.00	0.00	_____	_____	0.00	_____
02/23/92	0.00	0.00	_____	_____	0.00	_____
02/22/92	0.00	0.00	_____	_____	0.00	_____
02/21/92	0.00	0.00	_____	_____	0.00	_____
02/20/92	0.00	0.00	_____	_____	0.00	_____
02/19/92	0.00	0.00	_____	_____	0.00	_____
02/18/92	0.00	0.00	_____	_____	0.00	_____
02/17/92	0.00	0.00	_____	_____	0.00	_____
02/16/92	0.00	0.04	_____	_____	0.00	_____
02/15/92	0.08	0.12	_____	_____	0.16	_____
02/14/92	0.00	0.00	_____	_____	0.00	_____
02/13/92	0.24	0.08	_____	_____	0.24	_____
02/12/92	0.00	0.00	_____	_____	0.00	_____
02/11/92	0.04	0.04	_____	_____	0.04	_____
02/10/92	0.24	0.20	_____	_____	0.28	_____
02/09/92	0.00	0.00	_____	_____	0.00	_____
02/08/92	0.12	0.20	_____	_____	0.04	_____
02/07/92	1.26	1.42	_____	_____	1.10	_____
02/06/92	0.04	0.08	_____	_____	0.04	_____
02/05/92	0.00	0.00	_____	_____	0.00	_____
02/04/92	0.00	0.00	_____	_____	0.00	_____
02/03/92	0.00	0.00	_____	_____	0.00	_____
02/02/92	0.00	0.00	_____	_____	0.00	_____
02/01/92	0.00	0.00	_____	_____	0.00	_____
TOTALS:	2.01	2.17	_____	_____	1.89	_____

Group Name
AF1: McMicken

DeviceID	5400	5415	5430	5435	5445	5450
StatType	dif	dif	dif	dif	dif	dif
DataType	precip	precip	precip	precip	precip	precip
Units	in	in	in	in	in	in
1 day at 24:00:00						
03/31/92	0.00	0.00	0.00	_____	0.00	_____
03/30/92	0.08	0.00	0.04	_____	0.00	_____
03/29/92	0.00	0.00	0.00	_____	0.00	_____
03/28/92	0.04	0.04	0.08	_____	0.00	_____
03/27/92	0.39	0.63	0.55	_____	0.47	_____
03/26/92	0.00	0.00	0.00	_____	0.00	_____
03/25/92	0.00	0.00	0.00	_____	0.00	_____
03/24/92	0.00	0.00	0.00	_____	0.00	_____
03/23/92	0.00	0.00	0.00	_____	0.00	_____
03/22/92	0.00	0.00	0.00	_____	0.00	_____
03/21/92	0.24	0.04	0.00	_____	0.00	_____
03/20/92	0.00	0.00	0.00	_____	0.00	_____
03/19/92	0.00	0.00	0.00	_____	0.00	_____
03/18/92	0.00	0.00	0.00	_____	0.00	_____
03/17/92	0.00	0.00	0.00	_____	0.00	_____
03/16/92	0.00	0.00	0.00	_____	0.00	_____
03/15/92	0.00	0.00	0.00	_____	0.00	_____
03/14/92	0.00	0.00	0.00	_____	0.00	_____
03/13/92	0.00	0.00	0.00	_____	0.00	_____
03/12/92	0.00	0.00	0.00	_____	0.00	_____
03/11/92	0.00	0.00	0.00	_____	0.00	_____
03/10/92	0.00	0.00	0.00	_____	0.00	_____
03/09/92	0.35	0.47	0.00	_____	0.39	_____
03/08/92	0.28	0.28	0.00	_____	0.08	_____
03/07/92	0.12	0.08	0.00	_____	0.00	_____
03/06/92	0.00	0.00	0.00	_____	0.00	_____
03/05/92	0.00	0.00	0.00	_____	0.00	_____
03/04/92	0.00	0.00	0.00	_____	0.00	_____
03/03/92	0.31	0.08	0.00	_____	0.12	_____
03/02/92	0.24	0.39	0.00	_____	0.51	_____
03/01/92	0.00	0.00	0.00	_____	0.00	_____
TOTALS:	2.05	2.01	0.67	_____	1.57	_____

Group Name
AF1: McMicken

DeviceID	5400	5415	5430	5435	5445	5450
StatType	dif	dif	dif	dif	dif	dif
DataType	precip	precip	precip	precip	precip	precip
Units	in	in	in	in	in	in
1 day at 24:00:00						
04/30/92	0.00	0.00	0.00	_____	0.00	_____
04/29/92	0.00	0.00	0.00	_____	0.00	_____
04/28/92	0.00	0.00	0.00	_____	0.00	_____
04/27/92	0.00	0.00	0.00	_____	0.00	_____
04/26/92	0.00	0.00	0.00	_____	0.00	_____
04/25/92	0.00	0.00	0.00	_____	0.00	_____
04/24/92	0.00	0.00	0.00	_____	0.00	_____
04/23/92	0.00	0.00	0.00	_____	0.04	_____
04/22/92	0.00	0.00	0.00	_____	0.00	_____
04/21/92	0.00	0.00	0.00	_____	0.00	_____
04/20/92	0.00	0.00	0.00	_____	0.00	_____
04/19/92	0.00	0.00	0.00	_____	0.00	_____
04/18/92	0.00	0.00	0.00	_____	0.00	_____
04/17/92	0.00	0.00	0.00	_____	0.08	_____
04/16/92	0.00	0.00	0.00	_____	0.16	_____
04/15/92	0.00	0.00	0.00	_____	0.00	_____
04/14/92	0.00	0.00	0.00	_____	0.00	_____
04/13/92	0.00	0.00	0.00	_____	0.00	_____
04/12/92	0.00	0.00	0.00	_____	0.00	_____
04/11/92	0.00	0.00	0.00	_____	0.00	_____
04/10/92	0.00	0.00	0.00	_____	0.00	_____
04/09/92	0.00	0.00	0.00	_____	0.00	_____
04/08/92	0.00	0.00	0.00	_____	0.00	_____
04/07/92	0.00	0.00	0.00	_____	0.00	_____
04/06/92	0.00	0.00	0.00	_____	0.00	_____
04/05/92	0.00	0.00	0.00	_____	0.00	_____
04/04/92	0.00	0.00	0.00	_____	0.04	_____
04/03/92	0.00	0.00	0.00	_____	0.00	_____
04/02/92	0.16	0.16	0.12	_____	0.12	_____
04/01/92	0.31	0.35	0.67	_____	0.24	_____
TOTALS:	0.47	0.51	0.79	_____	0.67	_____

Group Name
AF1: McMicken

DeviceID	5400	5415	5430	5435	5445	5450
StatType	dif	dif	dif	dif	dif	dif
DataType	precip	precip	precip	precip	precip	precip
Units	in	in	in	in	in	in
1 day at 24:00:00						
05/31/92	0.00	0.00	0.00	0.00	0.00	0.00
05/30/92	0.00	0.00	0.00	0.00	0.00	0.00
05/29/92	0.00	0.00	0.00	0.00	0.00	0.00
05/28/92	0.00	0.00	0.00	0.00	0.00	0.00
05/27/92	0.00	0.00	0.00	0.00	0.00	0.00
05/26/92	0.00	0.00	0.00	0.00	0.00	0.00
05/25/92	0.00	0.00	0.00	0.00	0.00	0.00
05/24/92	0.00	0.00	0.00	0.00	0.00	0.00
05/23/92	0.04	0.04	0.04	0.00	0.00	0.00
05/22/92	0.00	0.00	0.00	0.00	0.00	0.00
05/21/92	0.28	0.28	0.16	0.00	0.08	0.47
05/20/92	0.24	0.04	0.12	0.00	0.08	0.04
05/19/92	0.00	0.00	0.00	0.00	0.00	0.00
05/18/92	0.00	0.00	0.00	_____	0.00	0.00
05/17/92	0.00	0.00	0.00	_____	0.00	0.00
05/16/92	0.00	0.00	0.00	_____	0.00	0.00
05/15/92	0.00	0.00	0.00	_____	0.00	0.00
05/14/92	0.00	0.00	0.00	_____	0.00	0.00
05/13/92	0.00	0.00	0.00	_____	0.00	0.00
05/12/92	0.00	0.00	0.00	_____	0.00	_____
05/11/92	0.00	0.00	0.00	_____	0.04	_____
05/10/92	0.00	0.00	0.00	_____	0.04	_____
05/09/92	0.00	0.00	0.00	_____	0.04	_____
05/08/92	0.00	0.00	0.00	_____	0.16	_____
05/07/92	0.00	0.00	0.00	_____	0.00	_____
05/06/92	0.00	0.12	0.04	_____	0.04	_____
05/05/92	0.12	0.04	0.08	_____	0.08	_____
05/04/92	0.08	0.16	0.00	_____	0.51	_____
05/03/92	0.00	0.00	0.00	_____	0.00	_____
05/02/92	0.00	0.00	0.00	_____	0.00	_____
05/01/92	0.00	0.00	0.00	_____	0.00	_____
TOTALS:	0.75	0.67	0.43	0.00	1.06	0.51

Group Name
AF1: McMicken

DeviceID	5400	5415	5430	5435	5445	5450
StatType	dif	dif	dif	dif	dif	dif
DataType	precip	precip	precip	precip	precip	precip
Units	in	in	in	in	in	in
1 day at	24:00:00					
06/30/92	0.00	0.00	0.00	0.00	0.00	0.00
06/29/92	0.00	0.00	0.00	0.00	0.00	0.00
06/28/92	0.00	0.00	0.00	0.00	0.00	0.00
06/27/92	0.00	0.00	0.00	0.00	0.00	0.00
06/26/92	0.00	0.00	0.00	0.00	0.00	0.00
06/25/92	0.00	0.00	0.00	0.00	0.00	0.00
06/24/92	0.00	0.00	0.00	0.00	0.00	0.00
06/23/92	0.00	0.00	0.00	0.00	0.00	0.00
06/22/92	0.00	0.00	0.00	0.00	0.00	0.00
06/21/92	0.00	0.00	0.00	0.00	0.00	0.00
06/20/92	0.00	0.00	0.00	0.00	0.00	0.00
06/19/92	0.00	0.00	0.00	0.00	0.00	0.00
06/18/92	0.00	0.00	0.00	0.00	0.00	0.00
06/17/92	0.00	0.00	0.00	0.00	0.00	0.00
06/16/92	0.00	0.00	0.00	0.00	0.00	0.00
06/15/92	0.00	0.00	0.00	0.00	0.00	0.00
06/14/92	0.00	0.00	0.00	0.00	0.00	0.00
06/13/92	0.00	0.00	0.00	0.00	0.00	0.00
06/12/92	0.00	0.00	0.00	0.00	0.00	0.00
06/11/92	0.00	0.00	0.00	0.00	0.00	0.00
06/10/92	0.00	0.00	0.00	0.00	0.00	0.00
06/09/92	0.00	0.00	0.00	0.00	0.00	0.00
06/08/92	0.00	0.00	0.00	0.00	0.00	0.00
06/07/92	0.00	0.00	0.00	0.00	0.00	0.00
06/06/92	0.00	0.00	0.00	0.00	0.00	0.00
06/05/92	0.00	0.00	0.00	0.00	0.00	0.00
06/04/92	0.00	0.00	0.00	0.00	0.04	0.00
06/03/92	0.00	0.00	0.00	0.00	0.00	0.00
06/02/92	0.00	0.00	0.00	0.00	0.00	0.20
06/01/92	0.00	0.00	0.00	0.00	0.00	0.00
TOTALS:	0.00	0.00	0.00	0.00	0.04	0.20

Group Name
AF1: McMicken

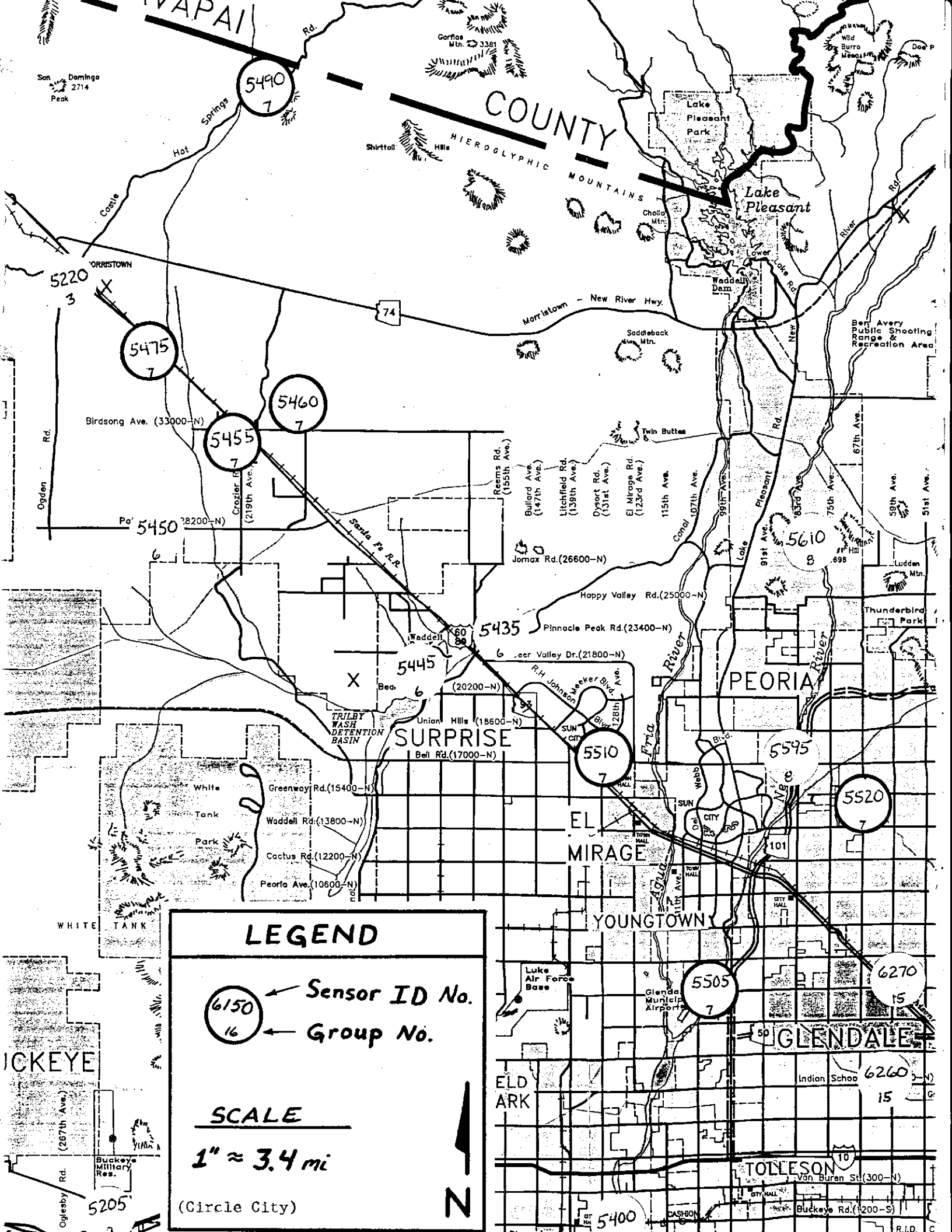
DeviceID	5400	5415	5430	5435	5445	5450
StatType	dif	dif	dif	dif	dif	dif
DataType	precip	precip	precip	precip	precip	precip
Units	in	in	in	in	in	in
1 day at	24:00:00					
07/31/92	0.00	0.00	0.00	0.00	0.00	0.00
07/30/92	0.08	0.00	0.35	0.00	0.04	0.00
07/29/92	0.04	0.08	0.04	0.08	0.00	0.12
07/28/92	0.00	0.00	0.00	0.00	0.00	0.00
07/27/92	0.00	0.00	0.00	0.00	0.00	0.00
07/26/92	0.00	0.00	0.00	0.00	0.00	0.00
07/25/92	0.00	0.00	0.00	0.00	0.00	0.00
07/24/92	0.83	0.00	0.12	1.10	1.18	1.06
07/23/92	0.00	0.00	0.00	0.04	0.12	0.00
07/22/92	0.00	0.00	0.00	0.00	0.00	0.00
07/21/92	0.00	0.00	0.00	0.00	0.00	0.00
07/20/92	0.00	0.00	0.00	0.00	0.00	0.00
07/19/92	0.00	0.00	0.00	0.00	0.00	0.00
07/18/92	0.00	0.00	0.00	0.00	0.00	0.00
07/17/92	0.00	0.00	0.00	0.00	0.00	0.00
07/16/92	0.00	0.00	0.00	0.00	0.00	0.00
07/15/92	0.00	0.00	0.00	0.00	0.00	0.00
07/14/92	0.00	0.00	0.00	0.00	0.00	0.00
07/13/92	0.00	0.00	0.00	0.00	0.00	0.00
07/12/92	0.00	0.00	0.00	0.00	0.00	0.00
07/11/92	0.79	0.28	0.31	0.31	0.43	0.43
07/10/92	0.12	0.04	0.24	0.00	0.08	0.08
07/09/92	0.00	0.00	0.00	0.00	0.00	0.00
07/08/92	0.00	0.00	0.00	0.00	0.00	0.00
07/07/92	0.16	0.08	0.20	0.31	0.20	0.00
07/06/92	0.00	0.00	0.00	0.00	0.00	0.00
07/05/92	0.00	0.00	0.00	0.00	0.00	0.00
07/04/92	0.00	0.00	0.00	0.00	0.00	0.00
07/03/92	0.00	0.00	0.00	0.00	0.00	0.00
07/02/92	0.00	0.00	0.00	0.00	0.00	0.00
07/01/92	0.00	0.00	0.00	0.00	0.04	0.00
TOTALS:	2.01	0.47	1.26	1.85	2.09	1.69

Group Name
AF1: McMicken

DeviceID	5400	5415	5430	5435	5445	5450
StatType	dif	dif	dif	dif	dif	dif
DataType	precip	precip	precip	precip	precip	precip
Units	in	in	in	in	in	in
1 day at 24:00:00						
08/31/92	0.00	0.00	0.00	0.00	0.00	0.00
08/30/92	0.00	0.00	0.00	0.00	0.00	0.20
08/29/92	0.00	0.00	0.00	0.00	0.00	0.00
08/28/92	0.00	0.00	0.00	0.00	0.00	0.00
08/27/92	0.00	0.00	0.00	0.00	0.00	0.00
08/26/92	0.00	0.00	0.00	0.00	0.00	0.00
08/25/92	0.00	0.00	0.00	0.00	0.00	0.00
08/24/92	0.00	0.00	0.00	0.00	0.00	0.00
08/23/92	0.35	0.39	0.20	0.16	0.20	0.12
08/22/92	0.75	0.04	0.67	0.91	0.59	1.30
08/21/92	0.00	0.00	0.04	0.00	0.00	0.08
08/20/92	0.00	0.00	0.00	0.00	0.00	0.00
08/19/92	0.00	0.00	0.00	0.00	0.00	0.00
08/18/92	0.00	0.00	0.00	0.00	0.00	0.00
08/17/92	0.00	0.00	0.00	0.00	0.00	0.00
08/16/92	0.00	0.00	0.00	0.00	0.00	0.00
08/15/92	0.00	0.00	0.00	0.00	0.00	0.00
08/14/92	0.00	0.00	0.00	0.00	0.00	0.00
08/13/92	0.00	0.00	0.00	0.00	0.00	0.00
08/12/92	0.00	0.00	0.00	0.00	0.00	0.00
08/11/92	0.28	0.24	0.00	0.00	0.00	0.00
08/10/92	0.00	0.00	0.00	0.00	0.00	0.00
08/09/92	0.00	0.00	0.00	0.00	0.00	0.00
08/08/92	0.00	0.00	0.00	0.00	0.00	0.00
08/07/92	0.00	0.00	0.00	0.00	0.00	0.00
08/06/92	0.39	0.00	0.00	0.35	0.55	0.00
08/05/92	0.00	0.12	0.08	0.12	0.04	0.00
08/04/92	0.00	0.00	0.00	0.00	0.00	0.00
08/03/92	0.00	0.00	0.00	0.00	0.00	0.00
08/02/92	0.00	0.00	0.00	0.00	0.00	0.00
08/01/92	0.00	0.12	0.24	0.04	0.04	0.00
TOTALS:	1.77	0.91	1.22	1.57	1.42	1.69

Group Name
AF1: McMicken

DeviceID	5400	5415	5430	5435	5445	5450
StatType	dif	dif	dif	dif	dif	dif
DataType	precip	precip	precip	precip	precip	precip
Units	in	in	in	in	in	in
1 day at 24:00:00						
09/30/92	0.00	0.00	0.00	0.00	0.00	0.00
09/29/92	0.00	0.00	0.00	0.00	0.00	0.00
09/28/92	0.00	0.00	0.00	0.00	0.00	0.00
09/27/92	0.00	0.00	0.00	0.00	0.00	0.00
09/26/92	0.00	0.00	0.00	0.00	0.00	0.00
09/25/92	0.00	0.00	0.00	0.00	0.00	0.00
09/24/92	0.00	0.00	0.00	0.00	0.00	0.00
09/23/92	0.00	0.00	0.00	0.00	0.00	0.00
09/22/92	0.00	0.00	0.00	0.00	0.00	0.00
09/21/92	0.00	0.00	0.00	0.00	0.00	0.00
09/20/92	0.00	0.31	0.04	0.08	0.12	0.04
09/19/92	0.00	0.35	0.39	1.02	0.94	0.75
09/18/92	0.00	0.00	0.00	0.00	0.00	0.00
09/17/92	0.00	0.00	0.00	0.00	0.00	0.00
09/16/92	0.00	0.00	0.00	0.00	0.00	0.00
09/15/92	0.00	0.00	0.00	0.00	0.00	0.00
09/14/92	0.00	0.00	0.00	0.00	0.00	0.00
09/13/92	0.00	0.00	0.00	0.00	0.00	0.00
09/12/92	0.00	0.00	0.00	0.00	0.00	0.00
09/11/92	0.00	0.00	0.00	0.00	0.00	0.00
09/10/92	0.00	0.00	0.00	0.00	0.00	0.00
09/09/92	0.00	0.00	0.00	0.00	0.00	0.00
09/08/92	0.00	0.00	0.00	0.00	0.00	0.00
09/07/92	0.00	0.00	0.00	0.00	0.00	0.00
09/06/92	0.00	0.00	0.00	0.00	0.00	0.00
09/05/92	0.00	0.00	0.00	0.00	0.00	0.00
09/04/92	0.00	0.00	0.00	0.00	0.00	0.00
09/03/92	0.00	0.00	0.00	0.00	0.00	0.00
09/02/92	0.00	0.00	0.00	0.00	0.00	0.00
09/01/92	0.00	0.00	0.00	0.00	0.00	0.00
TOTALS:	0.00	0.67	0.43	1.10	1.06	0.79



LEGEND

6150 ← Sensor ID No.
16 ← Group No.

SCALE

1" ≈ 3.4 mi

(Circle City)



BUCKEYE
 Ogleby Rd. (267th Ave.)
 Buckeye Military Res.
 5205

GLENDALE
 Indian School
 6260
 15
 TOLLESON
 Van Buren St. (300-N)
 Buckeye Rd. (1200-S)
 5400
 DASHON
 R.I.D. C

Group Name
AF2: Circle City

DeviceID	5455	5460	5475	5490	5505	5510	5520
StatType	dif	dif	dif	dif	dif	dif	dif
DataType	precip	precip	precip	precip	precip	precip	precip
Units	in	in	in	in	in	in	in
1 day at 24:00:00							
10/31/91		0.00	0.00	0.00	0.00		0.00
10/30/91		0.00	0.00	0.00	0.00		0.00
10/29/91		0.00	0.00	0.00	0.00		0.00
10/28/91		0.00	0.00	0.00	0.00		0.00
10/27/91		0.35	0.16	0.35	0.35		0.75
10/26/91		0.00	0.00	0.00	0.00		0.00
10/25/91		0.00	0.00	0.00	0.00		0.00
10/24/91		0.00	0.00	0.00	0.00		0.00
10/23/91		0.00	0.00	0.00	0.00		0.00
10/22/91		0.00	0.00	0.00	0.00		0.00
10/21/91		0.00	0.00	0.00	0.00		0.00
10/20/91		0.00	0.00	0.00	0.00		0.00
10/19/91		0.00	0.00	0.00	0.00		0.00
10/18/91		0.00	0.00	0.00	0.00		0.00
10/17/91		0.00	0.00	0.00	0.00		0.00
10/16/91		0.00	0.00	0.00	0.00		0.00
10/15/91		0.00	0.00	0.00	0.00		0.00
10/14/91		0.00	0.00	0.00	0.00		0.00
10/13/91		0.00	0.00	0.00	0.00		0.00
10/12/91		0.00	0.00	0.00	0.00		0.00
10/11/91		0.00	0.00	0.00	0.00		0.00
10/10/91		0.00	0.00	0.00	0.00		0.00
10/09/91		0.00	0.00	0.00	0.00		0.00
10/08/91		0.00	0.00	0.00	0.00		0.00
10/07/91		0.00	0.00	0.00	0.00		0.00
10/06/91		0.00	0.00	0.00	0.00		0.00
10/05/91		0.00	0.00	0.00	0.00		0.00
10/04/91		0.00	0.00	0.00	0.00		0.00
10/03/91		0.00	0.00	0.00	0.00		0.00
10/02/91		0.00	0.00	0.00	0.00		0.00
10/01/91		0.00	0.00	0.00	0.00		0.00
TOTALS:		0.35	0.16	0.35	0.35		0.75

Group Name
AF2: Circle City

DeviceID	5455	5460	5475	5490	5505	5510	5520
StatType	dif	dif	dif	dif	dif	dif	dif
DataType	precip	precip	precip	precip	precip	precip	precip
Units	in	in	in	in	in	in	in
1 day at 24:00:00							
11/30/91		0.43	0.63	0.67	0.16		0.28
11/29/91		0.16	0.24	0.28	0.16		0.16
11/28/91		0.00	0.00	0.00	0.00		0.00
11/27/91		0.00	0.00	0.00	0.00		0.00
11/26/91		0.00	0.00	0.00	0.00		0.00
11/25/91		0.00	0.00	0.00	0.00		0.00
11/24/91		0.00	0.00	0.00	0.00		0.00
11/23/91		0.00	0.00	0.00	0.00		0.00
11/22/91		0.00	0.00	0.00	0.00		0.00
11/21/91		0.00	0.00	0.00	0.00		0.00
11/20/91		0.00	0.00	0.00	0.00		0.00
11/19/91		0.00	0.00	0.00	0.00		0.00
11/18/91		0.00	0.00	0.00	0.00		0.00
11/17/91		0.00	0.00	0.00	0.00		0.00
11/16/91		0.00	0.00	0.00	0.00		0.00
11/15/91		0.00	0.04	0.04	0.04		0.00
11/14/91		0.04	0.04	0.12	0.12		0.04
11/13/91		0.00	0.00	0.00	0.00		0.00
11/12/91		0.00	0.00	0.00	0.00		0.00
11/11/91		0.00	0.00	0.00	0.00		0.00
11/10/91		0.00	0.00	0.12	0.16		0.51
11/09/91		0.00	0.00	0.00	0.00		0.00
11/08/91		0.00	0.00	0.00	0.00		0.00
11/07/91		0.00	0.00	0.00	0.00		0.00
11/06/91		0.00	0.00	0.00	0.00		0.00
11/05/91		0.00	0.00	0.00	0.00		0.00
11/04/91		0.00	0.00	0.00	0.00		0.00
11/03/91		0.00	0.00	0.00	0.00		0.00
11/02/91		0.00	0.00	0.00	0.00		0.00
11/01/91		0.00	0.00	0.00	0.00		0.00
TOTALS:		0.63	0.94	1.22	0.63		0.98

Group Name
AF2: Circle City

DeviceID	5455	5460	5475	5490	5505	5510	5520
StatType	dif	dif	dif	dif	dif	dif	dif
DataType	precip	precip	precip	precip	precip	precip	precip
Units	in	in	in	in	in	in	in
1 day at 24:00:00							
12/31/91		0.00	0.00	0.00	0.04		0.00
12/30/91		0.43	0.28	0.28	0.12		0.12
12/29/91		0.00	0.00	0.04	0.00		0.00
12/28/91		0.00	0.08	0.08	0.00		0.00
12/27/91		0.00	0.00	0.00	0.00		0.00
12/26/91		0.00	0.00	0.00	0.00		0.00
12/25/91		0.00	0.00	0.00	0.00		0.00
12/24/91		0.00	0.00	0.00	0.00		0.00
12/23/91		0.00	0.00	0.00	0.04		0.00
12/22/91		0.04	0.00	0.04	0.00		0.00
12/21/91		0.00	0.00	0.04	0.00		0.04
12/20/91		0.00	0.00	0.00	0.04		0.00
12/19/91		0.43	0.31	0.20	0.94		1.26
12/18/91		0.16	0.12	0.12	0.39		0.51
12/17/91		0.00	0.00	0.00	0.00		0.00
12/16/91		0.00	0.00	0.00	0.00		0.00
12/15/91		0.00	0.00	0.00	0.00		0.00
12/14/91		0.00	0.00	0.00	0.00		0.00
12/13/91		0.00	0.00	0.00	0.00		0.00
12/12/91		0.00	0.00	0.00	0.00		0.00
12/11/91		0.00	0.00	0.04	0.04		0.00
12/10/91		0.24	0.39	0.39	0.28		0.31
12/09/91		0.00	0.00	0.00	0.00		0.00
12/08/91		0.00	0.00	0.00	0.00		0.00
12/07/91		0.00	0.00	0.00	0.00		0.00
12/06/91		0.00	0.00	0.00	0.00		0.00
12/05/91		0.00	0.00	0.00	0.00		0.00
12/04/91		0.00	0.00	0.00	0.00		0.00
12/03/91		0.00	0.00	0.00	0.00		0.00
12/02/91		0.00	0.00	0.00	0.00		0.00
12/01/91		0.00	0.08	0.04	0.00		0.00
TOTALS:		1.30	1.26	1.26	1.89		2.24

Group Name
AF2: Circle City

DeviceID	5455	5460	5475	5490	5505	5510	5520
StatType	dif	dif	dif	dif	dif	dif	dif
DataType	precip	precip	precip	precip	precip	precip	precip
Units	in	in	in	in	in	in	in
1 day at 24:00:00							
01/31/92		0.00	0.00	0.00	0.00		0.00
01/30/92		0.00	0.00	0.00	0.00		0.00
01/29/92		0.00	0.00	0.00	0.00		0.00
01/28/92		0.00	0.00	0.00	0.00		0.00
01/27/92		0.00	0.00	0.00	0.00		0.00
01/26/92		0.00	0.00	0.00	0.00		0.00
01/25/92		0.00	0.00	0.00	0.00		0.00
01/24/92		0.00	0.00	0.00	0.00		0.00
01/23/92							0.00
01/22/92							0.00
01/21/92							0.00
01/20/92							0.00
01/19/92							0.00
01/18/92							0.00
01/17/92							0.00
01/16/92							0.00
01/15/92							0.00
01/14/92							0.00
01/13/92		0.00	0.00	0.00	0.00		0.00
01/12/92		0.00	0.00	0.00	0.00		0.04
01/11/92		0.16	0.08	0.04	0.43		0.47
01/10/92		0.00	0.00	0.00	0.00		0.00
01/09/92		0.00	0.00	0.00	0.00		0.00
01/08/92		0.00	0.00	0.00	0.00		0.00
01/07/92		0.00	0.00	0.04	0.00		0.00
01/06/92		0.83	0.59	0.71	0.59		0.47
01/05/92		0.08	0.08	0.04	0.08		0.00
01/04/92		0.04	0.04	0.04	0.04		0.04
01/03/92		0.59	0.51	0.59	0.24		0.24
01/02/92		0.00	0.00	0.00	0.00		0.00
01/01/92		0.00	0.00	0.00	0.00		0.00
TOTALS:		1.69	1.30	1.46	1.38		1.26

Group Name
AF2: Circle City

DeviceID	5455	5460	5475	5490	5505	5510	5520
StatType	dif	dif	dif	dif	dif	dif	dif
DataType	precip	precip	precip	precip	precip	precip	precip
Units	in	in	in	in	in	in	in
1 day at	24:00:00						
02/29/92		0.00	0.00	0.00	0.00		0.00
02/28/92		0.00	0.00	0.00	0.00		0.00
02/27/92		0.00	0.00	0.00	0.00		0.00
02/26/92		0.00	0.00	0.00	0.00		0.00
02/25/92		0.00	0.00	0.00	0.00		0.00
02/24/92		0.00	0.00	0.00	0.00		0.00
02/23/92		0.00	0.00	0.00	0.00		0.00
02/22/92		0.00	0.00	0.00	0.00		0.00
02/21/92		0.00	0.00	0.00	0.00		0.00
02/20/92		0.00	0.00	0.00	0.00		0.00
02/19/92		0.00	0.00	0.00	0.00		0.00
02/18/92		0.00	0.00	0.00	0.00		0.00
02/17/92		0.00	0.00	0.00	0.00		0.00
02/16/92		0.00	0.00	0.04	0.04		0.00
02/15/92		0.28	0.20	0.16	0.04		0.04
02/14/92		0.00	0.00	0.00	0.00		0.00
02/13/92		0.28	0.43	0.83	0.08		0.24
02/12/92		0.00	0.00	0.00	0.00		0.00
02/11/92		0.24	0.16	0.24	0.04		0.04
02/10/92		0.43	0.39	0.28	0.51		0.39
02/09/92		0.00	0.00	0.00	0.00		0.00
02/08/92		0.04	0.12	0.08	0.04		0.16
02/07/92		1.61	1.65	1.97	0.98		1.22
02/06/92		0.16	0.12	0.04	0.04		0.04
02/05/92		0.00	0.00	0.00	0.00		0.00
02/04/92		0.00	0.00	0.00	0.00		0.00
02/03/92		0.00	0.00	0.00	0.00		0.00
02/02/92		0.00	0.00	0.00	0.00		0.00
02/01/92		0.00	0.00	0.00	0.00		0.00
TOTALS:		3.03	3.07	3.62	1.77		2.13

Group Name
AF2: Circle City

DeviceID	5455	5460	5475	5490	5505	5510	5520
StatType	dif	dif	dif	dif	dif	dif	dif
DataType	precip	precip	precip	precip	precip	precip	precip
Units	in	in	in	in	in	in	in
1 day at	24:00:00						
03/31/92		0.00	0.04	0.00	0.04		0.00
03/30/92		0.04	0.08	0.04	0.00		0.04
03/29/92		0.00	0.00	0.00	0.00		0.00
03/28/92		0.00	0.04	0.00	0.00		0.04
03/27/92		0.63	0.79	0.83	0.43		0.31
03/26/92		0.00	0.00	0.00	0.00		0.00
03/25/92		0.00	0.00	0.00	0.00		0.00
03/24/92		0.00	0.00	0.00	0.00		0.00
03/23/92		0.00	0.00	0.00	0.00		0.00
03/22/92		0.00	0.00	0.00	0.00		0.00
03/21/92		0.00	0.04	0.04	0.59		0.00
03/20/92		0.00	0.00	0.00	0.00		0.00
03/19/92		0.00	0.00	0.00	0.00		0.00
03/18/92		0.00	0.00	0.00	0.00		0.00
03/17/92		0.00	0.00	0.00	0.00		0.00
03/16/92		0.00	0.00	0.00	0.00		0.00
03/15/92		0.00	0.00	0.00	0.00		0.00
03/14/92		0.00	0.00	0.00	0.00		0.00
03/13/92		0.00	0.00	0.00	0.00		0.00
03/12/92		0.00	0.00	0.00	0.00		0.00
03/11/92		0.00	0.00	0.00	0.00		0.00
03/10/92		0.00	0.00	0.04	0.00		0.00
03/09/92		0.24	0.28	0.43	0.71		0.47
03/08/92		0.08	0.04	0.16	0.39		0.28
03/07/92		0.00	0.08	0.04	0.00		0.00
03/06/92		0.00	0.00	0.00	0.00		0.00
03/05/92		0.00	0.00	0.00	0.00		0.00
03/04/92		0.04	0.00	0.04	0.04		0.08
03/03/92		0.08	0.08	0.04	0.20		0.08
03/02/92		0.71	0.35	0.63	0.35		0.47
03/01/92		0.00	0.00	0.00	0.00		0.00
TOTALS:		1.81	1.81	2.28	2.76		1.77

Group Name
AF2: Circle City

DeviceID	5455	5460	5475	5490	5505	5510	5520
StatType	dif	dif	dif	dif	dif	dif	dif
DataType	precip	precip	precip	precip	precip	precip	precip
Units	in	in	in	in	in	in	in
1 day at	24:00:00						
04/30/92		0.00	0.00	0.00	0.00		0.00
04/29/92		0.00	0.00	0.00	0.00		0.00
04/28/92		0.00	0.00	0.00	0.00		0.00
04/27/92		0.00	0.00	0.00	0.00		0.00
04/26/92		0.00	0.00	0.00	0.00		0.00
04/25/92		0.00	0.00	0.00	0.00		0.00
04/24/92		0.00	0.00	0.00	0.00		0.00
04/23/92		0.00	0.00	0.00	0.00		0.00
04/22/92		0.00	0.00	0.00	0.00		0.00
04/21/92		0.00	0.00	0.00	0.00		0.00
04/20/92		0.00	0.00	0.00	0.00		0.00
04/19/92		0.00	0.00	0.00	0.00		0.00
04/18/92		0.00	0.00	0.00	0.00		0.00
04/17/92		0.00	0.00	0.00	0.00		0.00
04/16/92		0.00	0.00	0.00	0.00		0.00
04/15/92		0.00	0.00	0.00	0.00		0.00
04/14/92		0.00	0.00	0.00	0.00		0.00
04/13/92		0.00	0.00	0.00	0.00		0.00
04/12/92		0.00	0.00	0.00	0.00		0.00
04/11/92		0.00	0.00	0.00	0.00		0.00
04/10/92		0.00	0.00	0.00	0.00		0.00
04/09/92		0.00	0.00	0.00	0.00		0.00
04/08/92		0.00	0.00	0.00	0.00		0.00
04/07/92		0.00	0.00	0.00	0.00		0.00
04/06/92		0.00	0.00	0.00	0.00		0.00
04/05/92		0.00	0.00	0.00	0.00		0.00
04/04/92		0.00	0.00	0.00	0.00		0.00
04/03/92		0.00	0.00	0.00	0.00		0.00
04/02/92		0.16	0.16	0.20	0.16		0.04
04/01/92		0.12	0.08	0.16	0.43		0.31
TOTALS:		0.28	0.24	0.35	0.59		0.35

Group Name
AF2: Circle City

DeviceID	5455	5460	5475	5490	5505	5510	5520
StatType	dif	dif	dif	dif	dif	dif	dif
DataType	precip	precip	precip	precip	precip	precip	precip
Units	in	in	in	in	in	in	in
1 day at	24:00:00						
05/31/92	0.00	0.00	0.00	0.00	0.00		0.00
05/30/92	0.00	0.00	0.00	0.00	0.00		0.00
05/29/92	0.00	0.00	0.00	0.00	0.00		0.00
05/28/92	0.00	0.00	0.00	0.00	0.00		0.00
05/27/92	0.00	0.00	0.00	0.04	0.00		0.00
05/26/92	0.00	0.00	0.00	0.00	0.00		0.00
05/25/92	0.00	0.00	0.00	0.00	0.00		0.00
05/24/92	0.00	0.00	0.00	0.00	0.00		0.00
05/23/92	0.00	0.00	0.00	0.00	0.20		0.28
05/22/92	0.00	0.00	0.00	0.00	0.00		0.00
05/21/92	0.16	0.16	0.59	0.16	0.24		0.16
05/20/92	0.16	0.12	0.20	0.28	0.24		0.39
05/19/92	0.00	0.00	0.00	0.00	0.00		0.00
05/18/92	0.00	0.00	0.00	0.00	0.00		0.00
05/17/92	0.00	0.00	0.00	0.00	0.00		0.00
05/16/92	0.00	0.00	0.00	0.00	0.00		0.00
05/15/92	0.00	0.00	0.00	0.00	0.00		0.00
05/14/92	0.00	0.00	0.00	0.00	0.00		0.00
05/13/92	0.00	0.00	0.00	0.00	0.00		0.00
05/12/92		0.00	0.00	0.00	0.00		0.00
05/11/92		0.00	0.00	0.00	0.00		0.00
05/10/92		0.00	0.00	0.00	0.00		0.00
05/09/92		0.00	0.00	0.00	0.00		0.00
05/08/92		0.00	0.00	0.00	0.00		0.00
05/07/92		0.00	0.00	0.00	0.00		0.00
05/06/92		0.08	0.08	0.00	0.00		0.00
05/05/92		0.08	0.12	0.43	0.20		0.04
05/04/92		0.20	0.16	0.20	0.31		0.00
05/03/92		0.00	0.00	0.00	0.00		0.00
05/02/92		0.00	0.00	0.00	0.00		0.00
05/01/92		0.00	0.00	0.00	0.00		0.00
TOTALS:	0.31	0.63	1.14	1.10	1.18		0.87

Group Name
AF2: Circle City

DeviceID	5455	5460	5475	5490	5505	5510	5520
StatType	dif	dif	dif	dif	dif	dif	dif
DataType	precip	precip	precip	precip	precip	precip	precip
Units	in	in	in	in	in	in	in
1 day at 24:00:00							
06/30/92	0.00	0.00	0.00	0.00	0.00	_____	0.00
06/29/92	0.00	0.00	0.00	0.00	0.00	_____	0.00
06/28/92	0.00	0.00	0.00	0.00	0.00	_____	0.00
06/27/92	0.00	0.00	0.00	0.00	0.00	_____	0.00
06/26/92	0.00	0.00	0.00	0.00	0.00	_____	0.00
06/25/92	0.00	0.00	0.00	0.00	0.00	_____	0.00
06/24/92	0.00	0.00	0.00	0.00	0.00	_____	0.00
06/23/92	0.00	0.00	0.00	0.00	0.00	_____	0.00
06/22/92	0.00	0.00	0.00	0.00	0.00	_____	0.00
06/21/92	0.00	0.00	0.00	0.00	0.00	_____	0.00
06/20/92	0.00	0.00	0.00	0.00	0.00	_____	0.00
06/19/92	0.00	0.00	0.00	0.00	0.00	_____	0.00
06/18/92	0.00	0.00	0.00	0.00	0.00	_____	0.00
06/17/92	0.00	0.00	0.00	0.00	0.00	_____	0.00
06/16/92	0.00	0.00	0.00	0.00	0.00	_____	0.00
06/15/92	0.00	0.00	0.00	0.00	0.00	_____	0.00
06/14/92	0.00	0.00	0.00	0.00	0.00	_____	0.00
06/13/92	0.00	0.00	0.00	0.00	0.00	_____	0.00
06/12/92	0.00	0.00	0.00	0.00	0.00	_____	0.00
06/11/92	0.00	0.00	0.00	0.00	0.00	_____	0.00
06/10/92	0.00	0.00	0.00	0.00	0.00	_____	0.00
06/09/92	0.00	0.00	0.00	0.00	0.00	_____	0.00
06/08/92	0.00	0.00	0.00	0.00	0.00	_____	0.00
06/07/92	0.00	0.00	0.00	0.00	0.00	_____	0.00
06/06/92	0.00	0.00	0.00	0.00	0.00	_____	0.00
06/05/92	0.00	0.00	0.00	0.00	0.00	_____	0.00
06/04/92	0.00	0.00	0.00	0.00	0.00	_____	0.00
06/03/92	0.04	0.04	0.00	0.00	0.00	_____	0.00
06/02/92	0.00	0.00	0.00	0.00	0.00	_____	0.00
06/01/92	0.00	0.00	0.00	0.04	0.00	_____	0.00
TOTALS:	0.04	0.04	0.00	0.04	0.00	_____	0.00

Group Name
AF2: Circle City

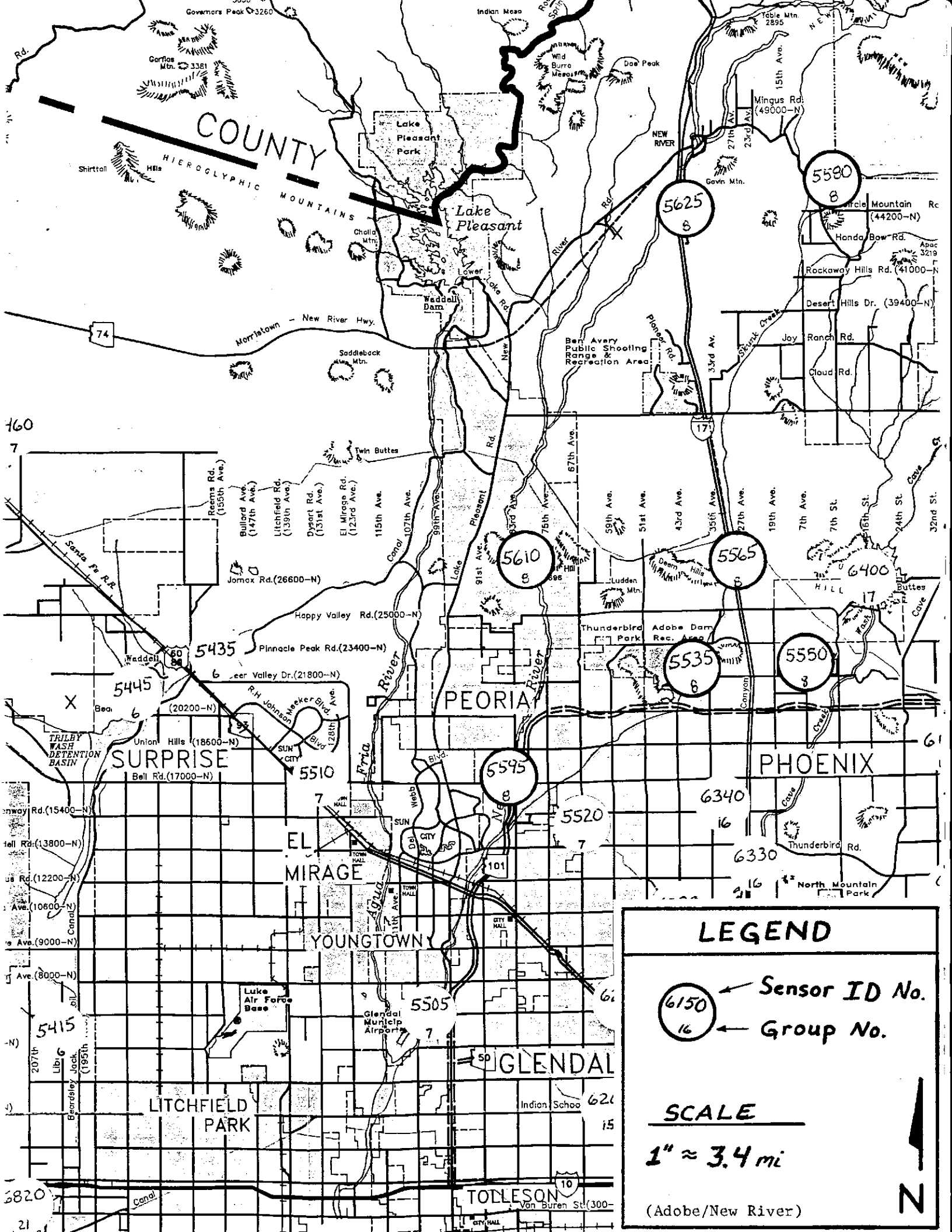
DeviceID	5455	5460	5475	5490	5505	5510	5520
StatType	dif	dif	dif	dif	dif	dif	dif
DataType	precip	precip	precip	precip	precip	precip	precip
Units	in	in	in	in	in	in	in
1 day at 24:00:00							
07/31/92	0.00	0.08	0.00	0.00	0.00	_____	0.00
07/30/92	0.16	0.04	0.12	0.00	0.00	_____	0.12
07/29/92	0.12	0.12	0.00	0.00	0.04	_____	0.00
07/28/92	0.00	0.00	0.00	0.00	0.00	_____	0.00
07/27/92	0.00	0.00	0.00	0.00	0.00	_____	0.20
07/26/92	0.00	0.00	0.00	0.00	0.00	_____	0.00
07/25/92	0.00	0.00	0.00	0.00	0.00	_____	0.00
07/24/92	1.30	1.34	1.06	1.46	1.06	_____	0.91
07/23/92	0.00	0.00	0.00	0.00	0.00	_____	0.00
07/22/92	0.00	0.00	0.00	0.00	0.00	_____	0.00
07/21/92	0.00	0.00	0.00	0.00	0.00	_____	0.00
07/20/92	0.00	0.00	0.00	0.00	0.00	_____	0.00
07/19/92	0.00	0.00	0.00	0.00	0.00	_____	0.00
07/18/92	0.00	0.00	0.00	0.00	0.00	_____	0.00
07/17/92	0.00	0.00	0.00	0.00	0.00	_____	0.00
07/16/92	0.00	0.00	0.00	0.00	0.00	_____	0.00
07/15/92	0.00	0.00	0.00	0.00	0.00	_____	0.00
07/14/92	0.00	0.00	0.00	0.00	0.00	_____	0.00
07/13/92	0.00	0.00	0.00	0.04	0.00	_____	0.00
07/12/92	0.00	0.00	0.00	0.00	0.00	_____	0.00
07/11/92	0.47	0.47	0.47	0.28	0.00	_____	0.20
07/10/92	0.08	0.12	0.12	0.00	0.00	_____	0.00
07/09/92	0.00	0.00	0.00	0.00	0.00	_____	0.00
07/08/92	0.00	0.00	0.00	0.00	0.00	_____	0.00
07/07/92	0.08	0.04	0.00	0.00	0.00	_____	0.24
07/06/92	0.00	0.00	0.00	0.00	0.00	_____	0.00
07/05/92	0.00	0.00	0.00	0.00	0.00	_____	0.00
07/04/92	0.00	0.00	0.00	0.00	0.00	_____	0.00
07/03/92	0.00	0.00	0.00	0.00	0.00	_____	0.00
07/02/92	0.00	0.00	0.00	0.00	0.00	_____	0.00
07/01/92	0.00	0.00	0.00	0.00	0.00	_____	0.00
TOTALS:	2.20	2.20	1.77	1.77	1.10	_____	1.65

Group Name
AF2: Circle City

DeviceID	5455	5460	5475	5490	5505	5510	5520
StatType	dif	dif	dif	dif	dif	dif	dif
DataType	precip	precip	precip	precip	precip	precip	precip
Units	in	in	in	in	in	in	in
1 day at 24:00:00							
08/31/92	0.00	0.00	0.00	0.00	0.00		0.00
08/30/92	0.12	0.00	0.00	0.00	0.00		0.00
08/29/92	0.00	0.00	0.00	0.00	0.00		0.00
08/28/92	0.00	0.00	0.00	0.00	0.00		0.00
08/27/92	0.00	0.00	0.00	0.00	0.00		0.00
08/26/92	0.00	0.00	0.00	0.00	0.00		0.00
08/25/92	0.00	0.00	0.00	0.00	0.00		0.00
08/24/92	0.00	0.00	0.00	0.00	0.00		0.00
08/23/92	0.08	0.12	0.08	0.24	0.67		0.16
08/22/92	1.50	1.77	0.08	0.28	0.24		0.51
08/21/92	0.04	0.00	0.00	0.00	0.00		0.00
08/20/92	0.00	0.00	0.00	0.00	0.00		0.00
08/19/92	0.00	0.00	0.00	0.00	0.00		0.00
08/18/92	0.00	0.00	0.00	0.00	0.00		0.00
08/17/92	0.00	0.00	0.00	0.00	0.00		0.00
08/16/92	0.00	0.00	0.00	0.00	0.00		0.00
08/15/92	0.00	0.00	0.00	0.00	0.00		0.00
08/14/92	0.00	0.00	0.00	0.00	0.00		0.00
08/13/92	0.00	0.00	0.00	0.00	0.00		0.00
08/12/92	0.00	0.00	0.00	0.00	0.00		0.00
08/11/92	0.00	0.00	0.00	0.55	0.24		0.00
08/10/92	0.00	0.00	0.00	0.00	0.00		0.00
08/09/92	0.00	0.00	0.00	0.00	0.00		0.00
08/08/92	0.00	0.00	0.00	0.04	0.00		0.00
08/07/92	0.00	0.00	0.00	0.00	0.04		0.00
08/06/92	0.00	0.00	0.00	0.00	0.04		0.08
08/05/92	0.20	0.12	0.08	0.39	0.12		0.16
08/04/92	0.00	0.04	0.00	0.00	0.00		0.00
08/03/92	0.00	0.00	0.00	0.00	0.00		0.00
08/02/92	0.00	0.00	0.00	0.00	0.00		0.00
08/01/92	0.00	0.00	0.00	0.00	0.00		0.00
TOTALS:	1.93	2.05	0.24	1.50	1.34		0.91

Group Name
AF2: Circle City

DeviceID	5455	5460	5475	5490	5505	5510	5520
StatType	dif	dif	dif	dif	dif	dif	dif
DataType	precip	precip	precip	precip	precip	precip	precip
Units	in	in	in	in	in	in	in
1 day at 24:00:00							
09/30/92	0.00	0.00	0.00	0.00	0.00		0.00
09/29/92	0.00	0.00	0.00	0.00	0.00		0.00
09/28/92	0.00	0.00	0.00	0.00	0.00		0.00
09/27/92	0.00	0.00	0.00	0.00	0.00		0.00
09/26/92	0.00	0.00	0.00	0.00	0.00		0.00
09/25/92	0.00	0.00	0.00	0.00	0.00		0.00
09/24/92	0.00	0.00	0.00	0.00	0.00		0.00
09/23/92	0.00	0.00	0.00	0.00	0.00		0.00
09/22/92	0.00	0.00	0.00	0.00	0.00		0.00
09/21/92	0.00	0.00	0.00	0.00	0.00		0.00
09/20/92	1.06	1.02	0.16	0.20	0.71		0.12
09/19/92	2.05	2.20	0.94	0.71	0.08		0.20
09/18/92	0.00	0.00	0.00	0.00	0.00		0.00
09/17/92	0.00	0.00	0.00	0.00	0.00		0.00
09/16/92	0.00	0.00	0.00	0.00	0.00		0.00
09/15/92	0.00	0.00	0.00	0.00	0.00		0.00
09/14/92	0.00	0.00	0.00	0.00	0.00		0.00
09/13/92	0.00	0.00	0.00	0.00	0.00		0.00
09/12/92	0.00	0.00	0.00	0.00	0.00		0.00
09/11/92	0.00	0.00	0.00	0.00	0.00		0.00
09/10/92	0.00	0.00	0.00	0.00	0.00		0.00
09/09/92	0.00	0.00	0.00	0.00	0.00		0.00
09/08/92	0.00	0.00	0.00	0.00	0.00		0.00
09/07/92	0.00	0.00	0.00	0.00	0.00		0.00
09/06/92	0.00	0.00	0.00	0.00	0.00		0.00
09/05/92	0.00	0.00	0.00	0.00	0.00		0.00
09/04/92	0.00	0.00	0.00	0.00	0.00		0.00
09/03/92	0.00	0.00	0.00	0.00	0.00		0.00
09/02/92	0.00	0.00	0.00	0.00	0.00		0.00
09/01/92	0.00	0.00	0.00	0.00	0.00		0.00
TOTALS:	3.11	3.23	1.10	0.91	0.79		0.31



LEGEND

6150 ← Sensor ID No.
16 ← Group No.

SCALE

1" ≈ 3.4 mi

(Adobe/New River)

Group Name
AF3: Adobe/New River

DeviceID	5535	5550	5565	5580	5595	5610	5625
StatType	dif	dif	dif	dif	dif	dif	dif
DataType	precip	precip	precip	precip	precip	precip	precip
Units	in	in	in	in	in	in	in
1 day at 24:00:00							
10/31/91	0.00	0.00	0.00	0.00	0.00	0.00	0.00
10/30/91	0.00	0.00	0.00	0.00	0.00	0.00	0.00
10/29/91	0.00	0.00	0.00	0.00	0.00	0.00	0.00
10/28/91	0.00	0.00	0.00	0.00	0.00	0.00	0.00
10/27/91	0.59	0.47	0.59	0.55	0.47	0.51	0.71
10/26/91	0.00	0.00	0.00	0.00	0.00	0.00	0.00
10/25/91	0.00	0.00	0.00	0.00	0.00	0.00	0.00
10/24/91	0.00	0.00	0.00	0.00	0.00	0.00	0.00
10/23/91	0.00	0.00	0.00	0.00	0.00	0.00	0.00
10/22/91	0.00	0.00	0.00	0.00	0.00	0.00	0.00
10/21/91	0.00	0.00	0.00	0.00	0.00	0.00	0.00
10/20/91	0.00	0.00	0.00	0.00	0.00	0.00	0.00
10/19/91	0.00	0.00	0.00	0.00	0.00	0.00	0.00
10/18/91	0.00	0.00	0.00	0.00	0.00	0.00	0.00
10/17/91	0.00	0.00	0.00	0.00	0.00	0.00	0.00
10/16/91	0.00	0.00	0.00	0.00	0.00	0.00	0.00
10/15/91	0.00	0.00	0.00	0.00	0.00	0.00	0.00
10/14/91	0.00	0.00	0.00	0.00	0.00	0.00	0.00
10/13/91	0.00	0.00	0.00	0.00	0.00	0.00	0.00
10/12/91	0.00	0.00	0.00	0.00	0.00	0.00	0.00
10/11/91	0.00	0.00	0.00	0.00	0.00	0.00	0.00
10/10/91	0.00	0.00	0.00	0.00	0.00	0.00	0.00
10/09/91	0.00	0.00	0.00	0.00	0.00	0.00	0.00
10/08/91	0.00	0.00	0.00	0.00	0.00	0.00	0.00
10/07/91	0.00	0.00	0.00	0.00	0.00	0.00	0.00
10/06/91	0.00	0.00	0.00	0.00	0.00	0.00	0.00
10/05/91	0.00	0.00	0.00	0.00	0.00	0.00	0.00
10/04/91	0.00	0.00	0.00	0.00	0.00	0.00	0.00
10/03/91	0.00	0.00	0.00	0.00	0.00	0.00	0.00
10/02/91	0.00	0.00	0.00	0.00	0.00	0.00	0.00
10/01/91	0.00	0.00	0.00	0.00	0.00	0.00	0.00
TOTALS:	0.59	0.47	0.59	0.55	0.47	0.51	0.71

Group Name
AF3: Adobe/New River

DeviceID	5535	5550	5565	5580	5595	5610	5625
StatType	dif	dif	dif	dif	dif	dif	dif
DataType	precip	precip	precip	precip	precip	precip	precip
Units	in	in	in	in	in	in	in
1 day at 24:00:00							
11/30/91	0.43	0.59	0.79	0.00	0.24	0.39	0.94
11/29/91	0.12	0.08	0.00	0.00	0.20	0.12	0.08
11/28/91	0.00	0.00	0.00	0.00	0.00	0.00	0.00
11/27/91	0.00	0.00	0.00	0.00	0.00	0.00	0.00
11/26/91	0.00	0.00	0.00	0.00	0.00	0.00	0.00
11/25/91	0.00	0.00	0.00	0.00	0.00	0.00	0.00
11/24/91	0.00	0.00	0.00	0.00	0.00	0.00	0.00
11/23/91	0.00	0.00	0.00	0.00	0.00	0.00	0.00
11/22/91	0.00	0.00	0.00	0.00	0.00	0.00	0.00
11/21/91	0.00	0.00	0.00	0.00	0.00	0.00	0.00
11/20/91	0.00	0.00	0.00	0.00	0.00	0.00	0.00
11/19/91	0.00	0.00	0.00	0.00	0.00	0.00	0.00
11/18/91	0.00	0.00	0.00	0.00	0.00	0.00	0.04
11/17/91	0.00	0.00	0.00	0.00	0.00	0.00	0.00
11/16/91	0.00	0.00	0.00	0.00	0.00	0.00	0.00
11/15/91	0.04	0.04	0.04	0.16	0.00	0.00	0.12
11/14/91	0.08	0.12	0.08	0.28	0.16	0.24	0.43
11/13/91	0.00	0.00	0.00	0.00	0.00	0.00	0.00
11/12/91	0.00	0.00	0.00	0.00	0.00	0.00	0.00
11/11/91	0.00	0.00	0.00	0.00	0.00	0.00	0.00
11/10/91	0.16	0.20	0.04	0.00	0.24	0.04	0.00
11/09/91	0.00	0.00	0.00	0.00	0.00	0.00	0.00
11/08/91	0.00	0.00	0.00	0.00	0.00	0.00	0.00
11/07/91	0.00	0.00	0.00	0.00	0.00	0.00	0.00
11/06/91	0.00	0.00	0.00	0.00	0.00	0.00	0.00
11/05/91	0.00	0.00	0.00	0.00	0.00	0.00	0.00
11/04/91	0.00	0.00	0.00	0.00	0.00	0.00	0.00
11/03/91	0.00	0.00	0.00	0.00	0.00	0.00	0.00
11/02/91	0.00	0.00	0.00	0.00	0.00	0.00	0.00
11/01/91	0.00	0.00	0.00	0.00	0.00	0.00	0.00
TOTALS:	0.83	1.02	0.94	0.43	0.83	0.79	1.61

Group Name
AF3: Adobe/New River

DeviceID	5535	5550	5565	5580	5595	5610	5625
StatType	dif	dif	dif	dif	dif	dif	dif
DataType	precip	precip	precip	precip	precip	precip	precip
Units	in	in	in	in	in	in	in
1 day at 24:00:00							
12/31/91	0.00	0.00	0.00	0.00	0.00	0.00	0.00
12/30/91	0.00	0.08	0.08	0.39	0.04	0.20	0.47
12/29/91	0.00	0.00	0.00	0.04	0.00	0.00	0.04
12/28/91	0.00	0.00	0.00	0.00	0.00	0.00	0.00
12/27/91	0.00	0.00	0.00	0.00	0.00	0.00	0.00
12/26/91	0.00	0.00	0.00	0.00	0.00	0.00	0.00
12/25/91	0.00	0.00	0.00	0.00	0.00	0.00	0.00
12/24/91	0.00	0.00	0.00	0.04	0.00	0.00	0.00
12/23/91	0.00	0.00	0.00	0.00	0.00	0.00	0.00
12/22/91	0.00	0.04	0.04	0.08	0.00	0.00	0.08
12/21/91	0.00	0.00	0.00	0.04	0.00	0.00	0.00
12/20/91	0.00	0.00	0.00	0.00	0.00	0.00	0.00
12/19/91	1.38	0.79	1.26	0.59	0.75	0.43	0.67
12/18/91	0.43	0.51	0.31	0.00	0.35	0.31	0.31
12/17/91	0.00	0.00	0.00	0.00	0.00	0.00	0.00
12/16/91	0.00	0.00	0.00	0.00	0.00	0.00	0.00
12/15/91	0.00	0.00	0.00	0.00	0.00	0.00	0.00
12/14/91	0.00	0.00	0.00	0.00	0.00	0.00	0.00
12/13/91	0.00	0.00	0.00	0.00	0.00	0.00	0.00
12/12/91	0.00	0.00	0.00	0.00	0.00	0.00	0.04
12/11/91	0.00	0.04	0.00	0.00	0.00	0.00	0.00
12/10/91	0.67	0.91	0.63	0.12	0.59	1.06	1.69
12/09/91	0.00	0.00	0.00	0.00	0.00	0.00	0.00
12/08/91	0.00	0.00	0.00	0.00	0.00	0.00	0.00
12/07/91	0.00	0.00	0.00	0.00	0.00	0.00	0.00
12/06/91	0.00	0.00	0.00	0.00	0.00	0.00	0.00
12/05/91	0.00	0.00	0.00	0.00	0.00	0.00	0.00
12/04/91	0.00	0.00	0.00	0.00	0.00	0.00	0.00
12/03/91	0.00	0.00	0.00	0.00	0.00	0.00	0.00
12/02/91	0.00	0.00	0.00	0.00	0.00	0.00	0.00
12/01/91	0.00	0.00	0.00	0.00	0.00	0.00	0.00
TOTALS:	2.48	2.36	2.32	1.30	1.73	2.01	3.31

Group Name
AF3: Adobe/New River

DeviceID	5535	5550	5565	5580	5595	5610	5625
StatType	dif	dif	dif	dif	dif	dif	dif
DataType	precip	precip	precip	precip	precip	precip	precip
Units	in	in	in	in	in	in	in
1 day at 24:00:00							
01/31/92	0.00	0.00	0.00	0.00	0.00	0.00	0.00
01/30/92	0.00	0.00	0.00	0.00	0.00	0.00	0.00
01/29/92	0.00	0.00	0.00	0.00	0.00	0.00	0.00
01/28/92	0.00	0.00	0.00	0.00	0.00	0.00	0.00
01/27/92	0.00	0.00	0.00	0.00	0.00	0.00	0.00
01/26/92	0.00	0.00	0.00	0.00	0.00	0.00	0.00
01/25/92	0.00	0.00	0.00	0.00	0.00	0.00	0.00
01/24/92	0.00	_____	0.00	0.00	0.00	0.00	0.00
01/23/92	0.00	_____	0.00	0.00	_____	0.00	0.00
01/22/92	0.00	_____	0.00	0.00	_____	0.00	0.00
01/21/92	0.00	_____	0.00	0.00	_____	0.00	0.00
01/20/92	0.00	_____	0.00	0.08	_____	0.00	0.00
01/19/92	0.00	_____	0.00	0.00	_____	0.00	0.00
01/18/92	0.00	_____	0.00	0.00	_____	0.00	0.00
01/17/92	0.00	_____	0.00	0.00	_____	0.00	0.00
01/16/92	0.00	_____	0.00	0.00	_____	0.00	0.00
01/15/92	0.00	_____	0.00	0.00	_____	0.00	0.00
01/14/92	0.00	_____	0.00	0.00	_____	0.00	0.00
01/13/92	0.00	0.00	0.00	0.00	0.00	0.00	0.00
01/12/92	0.04	0.04	0.00	0.04	0.00	0.04	0.04
01/11/92	0.35	0.43	0.16	0.20	0.35	0.24	0.08
01/10/92	0.00	0.00	0.00	0.00	0.00	0.00	0.00
01/09/92	0.00	0.00	0.00	0.00	0.00	0.00	0.00
01/08/92	0.00	0.00	0.00	0.00	0.00	0.00	0.00
01/07/92	0.00	0.00	0.04	0.00	0.00	0.00	0.00
01/06/92	0.35	0.31	0.04	0.94	0.51	0.39	0.75
01/05/92	0.00	0.08	0.12	0.31	0.04	0.04	0.12
01/04/92	0.04	0.04	0.28	0.04	0.00	0.00	0.04
01/03/92	0.28	0.35	0.04	0.31	0.39	0.51	0.51
01/02/92	0.00	0.00	0.00	0.00	0.00	0.00	0.00
01/01/92	0.00	0.00	0.00	0.00	0.00	0.00	0.00
TOTALS:	1.06	1.26	0.67	1.93	1.30	1.22	1.54

Group Name
AF3: Adobe/New River

DeviceID	5535	5550	5565	5580	5595	5610	5625
StatType	dif	dif	dif	dif	dif	dif	dif
DataType	precip	precip	precip	precip	precip	precip	precip
Units	in	in	in	in	in	in	in
1 day at 24:00:00							
02/29/92	0.00	0.00	0.00	0.00	0.00	0.00	0.00
02/28/92	0.00	0.00	0.00	0.00	0.00	0.00	0.00
02/27/92	0.00	0.00	0.00	0.00	0.00	0.00	0.00
02/26/92	0.00	0.00	0.00	0.00	0.00	0.00	0.00
02/25/92	0.00	0.00	0.00	0.00	0.00	0.00	0.00
02/24/92	0.00	0.00	0.00	0.00	0.00	0.00	0.00
02/23/92	0.00	0.00	0.00	0.00	0.00	0.00	0.00
02/22/92	0.00	0.00	0.00	0.00	0.00	0.00	0.00
02/21/92	0.00	0.00	0.00	0.00	0.00	0.00	0.00
02/20/92	0.00	0.00	0.00	0.00	0.00	0.00	0.00
02/19/92	0.00	0.00	0.00	0.00	0.00	0.00	0.00
02/18/92	0.00	0.00	0.00	0.00	0.00	0.00	0.00
02/17/92	0.00	0.00	0.00	0.00	0.00	0.00	0.00
02/16/92	0.00	0.04	0.04	0.04	0.00	0.04	0.04
02/15/92	0.08	0.08	0.08	0.20	0.04	0.08	0.16
02/14/92	0.00	0.00	0.00	0.00	0.00	0.00	0.00
02/13/92	0.35	0.28	0.16	0.71	0.24	0.31	0.75
02/12/92	0.00	0.00	0.00	0.00	0.00	0.00	0.00
02/11/92	0.00	0.04	0.00	0.08	0.00	0.00	0.16
02/10/92	0.83	0.28	0.67	0.24	0.28	0.20	0.47
02/09/92	0.00	0.00	0.00	0.00	0.00	0.00	0.00
02/08/92	0.04	0.04	0.04	0.08	0.04	0.08	0.08
02/07/92	0.79	0.75	0.16	0.91	0.75	0.79	0.87
02/06/92	0.00	0.00	0.04	0.04	0.04	0.00	0.04
02/05/92	0.00	0.00	0.00	0.00	0.00	0.00	0.00
02/04/92	0.00	0.00	0.00	0.00	0.00	0.00	0.00
02/03/92	0.00	0.00	0.00	0.00	0.00	0.00	0.00
02/02/92	0.00	0.00	0.00	0.00	0.00	0.00	0.00
02/01/92	0.00	0.00	0.00	0.00	0.00	0.00	0.00
TOTALS:	2.09	1.50	1.18	2.28	1.38	1.50	2.56

Group Name
AF3: Adobe/New River

DeviceID	5535	5550	5565	5580	5595	5610	5625
StatType	dif	dif	dif	dif	dif	dif	dif
DataType	precip	precip	precip	precip	precip	precip	precip
Units	in	in	in	in	in	in	in
1 day at 24:00:00							
03/31/92	0.04	0.12	0.04	0.12	0.00	0.12	0.04
03/30/92	0.00	0.08	0.00	0.51	0.04	0.00	0.04
03/29/92	0.04	0.20	0.04	0.04	0.00	0.04	0.00
03/28/92	0.12	0.51	1.38	0.20	0.00	0.79	0.00
03/27/92	0.35	0.51	0.39	0.43	0.31	0.31	0.55
03/26/92	0.00	0.00	0.00	0.00	0.00	0.00	0.00
03/25/92	0.00	0.00	0.00	0.00	0.00	0.00	0.00
03/24/92	0.00	0.00	0.00	0.00	0.00	0.00	0.00
03/23/92	0.00	0.00	0.00	0.00	0.00	0.00	0.00
03/22/92	0.00	0.00	0.00	0.04	0.00	0.00	0.00
03/21/92	0.00	0.00	0.00	0.16	0.00	0.00	0.24
03/20/92	0.00	0.00	0.00	0.00	0.00	0.00	0.00
03/19/92	0.00	0.00	0.00	0.00	0.00	0.00	0.00
03/18/92	0.00	0.00	0.00	0.00	0.00	0.00	0.00
03/17/92	0.00	0.00	0.00	0.00	0.00	0.00	0.00
03/16/92	0.00	0.00	0.00	0.00	0.00	0.00	0.00
03/15/92	0.00	0.00	0.00	0.00	0.00	0.00	0.00
03/14/92	0.00	0.00	0.00	0.00	0.00	0.00	0.00
03/13/92	0.00	0.00	0.00	0.00	0.00	0.00	0.00
03/12/92	0.00	0.00	0.00	0.00	0.00	0.00	0.00
03/11/92	0.00	0.00	0.00	0.00	0.00	0.00	0.00
03/10/92	0.00	0.00	0.00	0.00	0.04	0.00	0.00
03/09/92	0.39	0.39	0.28	0.94	0.28	0.39	0.83
03/08/92	0.24	0.24	0.12	0.59	0.28	0.28	0.51
03/07/92	0.04	0.08	0.08	0.16	0.04	0.00	0.08
03/06/92	0.00	0.00	0.00	0.00	0.00	0.00	0.00
03/05/92	0.00	0.00	0.00	0.00	0.00	0.00	0.00
03/04/92	0.04	0.08	0.00	0.12	0.04	0.00	0.20
03/03/92	0.08	0.04	0.04	0.04	0.16	0.24	0.08
03/02/92	0.39	0.39	0.35	0.67	0.35	0.39	0.55
03/01/92	0.00	0.00	0.00	0.00	0.00	0.00	0.00
TOTALS:	1.73	2.64	2.72	4.02	1.54	2.56	3.11

Group Name
AF3: Adobe/New River

DeviceID	5535	5550	5565	5580	5595	5610	5625
StatType	dif	dif	dif	dif	dif	dif	dif
DataType	precip	precip	precip	precip	precip	precip	precip
Units	in	in	in	in	in	in	in
1 day at 24:00:00							
04/30/92	0.00	0.00	0.00	0.00	0.00	0.00	0.00
04/29/92	0.00	0.00	0.00	0.00	0.00	0.00	0.00
04/28/92	0.00	0.00	0.00	0.00	0.00	0.00	0.00
04/27/92	0.00	0.00	0.00	0.00	0.00	0.00	0.00
04/26/92	0.00	0.00	0.00	0.00	0.00	0.00	0.00
04/25/92	0.00	0.00	0.00	0.00	0.00	0.00	0.00
04/24/92	0.00	0.00	0.00	0.00	0.00	0.00	0.00
04/23/92	0.00	0.00	0.00	0.00	0.00	0.00	0.00
04/22/92	0.00	0.00	0.00	0.00	0.00	0.00	0.00
04/21/92	0.00	0.00	0.00	0.00	0.00	0.00	0.00
04/20/92	0.00	0.00	0.00	0.00	0.00	0.00	0.00
04/19/92	0.00	0.00	0.00	0.00	0.00	0.00	0.00
04/18/92	0.00	0.00	0.00	0.00	0.00	0.00	0.00
04/17/92	0.00	0.00	0.00	0.00	0.00	0.00	0.00
04/16/92	0.00	0.00	0.00	0.00	0.00	0.00	0.00
04/15/92	0.00	0.00	0.00	0.00	0.00	0.00	0.00
04/14/92	0.00	0.00	0.00	0.00	0.00	0.00	0.00
04/13/92	0.00	0.00	0.00	0.00	0.00	0.00	0.00
04/12/92	0.00	0.00	0.00	0.00	0.00	0.00	0.00
04/11/92	0.00	0.00	0.00	0.00	0.00	0.00	0.00
04/10/92	0.00	0.00	0.00	0.00	0.00	0.00	0.00
04/09/92	0.00	0.00	0.00	0.00	0.00	0.00	0.00
04/08/92	0.00	0.00	0.00	0.00	0.00	0.00	0.00
04/07/92	0.00	0.00	0.00	0.00	0.00	0.00	0.00
04/06/92	0.00	0.00	0.00	0.00	0.00	0.00	0.00
04/05/92	0.00	0.00	0.00	0.00	0.00	0.00	0.00
04/04/92	0.00	0.00	0.00	0.00	0.00	0.00	0.00
04/03/92	0.00	0.00	0.00	0.00	0.00	0.00	0.00
04/02/92	0.04	0.04	0.04	0.16	0.04	0.08	0.12
04/01/92	0.28	0.28	0.35	0.63	0.20	0.24	0.63
TOTALS:	0.31	0.31	0.39	0.79	0.24	0.31	0.75

Group Name
AF3: Adobe/New River

DeviceID	5535	5550	5565	5580	5595	5610	5625
StatType	dif	dif	dif	dif	dif	dif	dif
DataType	precip	precip	precip	precip	precip	precip	precip
Units	in	in	in	in	in	in	in
1 day at 24:00:00							
05/31/92	0.00	0.00	0.00	0.00	0.00	0.00	0.00
05/30/92	0.00	0.00	0.00	0.00	0.00	0.00	0.20
05/29/92	0.00	0.00	0.00	0.00	0.00	0.00	0.00
05/28/92	0.00	0.00	0.00	0.00	0.00	0.00	0.00
05/27/92	0.00	0.00	0.00	0.00	0.00	0.00	0.04
05/26/92	0.00	0.00	0.00	0.00	0.00	0.00	0.00
05/25/92	0.00	0.00	0.00	0.00	0.00	0.00	0.08
05/24/92	0.00	0.00	0.00	0.00	0.00	0.00	0.00
05/23/92	0.24	0.20	0.12	0.00	0.16	0.16	0.00
05/22/92	0.00	0.00	0.00	0.00	0.00	0.00	0.00
05/21/92	0.00	0.08	0.12	0.04	0.20	0.04	0.00
05/20/92	0.16	0.00	0.04	0.20	0.16	0.31	0.16
05/19/92	0.00	0.00	0.00	0.00	0.00	0.00	0.00
05/18/92	0.00	0.00	0.00	0.00	0.00	0.00	0.00
05/17/92	0.00	0.00	0.00	0.00	0.00	0.00	0.00
05/16/92	0.00	0.00	0.00	0.00	0.00	0.00	0.00
05/15/92	0.00	0.00	0.00	0.00	0.00	0.00	0.00
05/14/92	0.00	0.00	0.00	0.00	0.00	0.00	0.00
05/13/92	0.00	0.00	0.00	0.00	0.00	0.00	0.00
05/12/92	0.00	0.00	0.00	0.00	0.00	0.00	0.00
05/11/92	0.00	0.00	0.00	0.00	0.00	0.00	0.00
05/10/92	0.00	0.00	0.00	0.04	0.04	0.00	0.00
05/09/92	0.00	0.00	0.00	0.04	0.00	0.00	0.04
05/08/92	0.00	0.00	0.00	0.00	0.00	0.00	0.00
05/07/92	0.00	0.00	0.00	0.00	0.00	0.00	0.00
05/06/92	0.00	0.00	0.00	0.00	0.00	0.00	0.00
05/05/92	0.55	0.35	0.31	0.04	0.08	0.31	0.04
05/04/92	0.00	0.00	0.00	0.00	0.00	0.00	0.00
05/03/92	0.00	0.00	0.00	0.00	0.00	0.00	0.00
05/02/92	0.00	0.00	0.00	0.00	0.00	0.00	0.00
05/01/92	0.00	0.00	0.00	0.00	0.00	0.00	0.00
TOTALS:	0.94	0.63	0.59	0.35	0.63	0.83	0.55

Group Name
AF3: Adobe/New River

DeviceID	5535	5550	5565	5580	5595	5610	5625
StatType	dif	dif	dif	dif	dif	dif	dif
DataType	precip	precip	precip	precip	precip	precip	precip
Units	in	in	in	in	in	in	in
1 day at 24:00:00							
06/30/92	0.00	0.00	0.00	0.00	0.00	0.00	0.00
06/29/92	0.00	0.00	0.00	0.00	0.00	0.00	0.00
06/28/92	0.00	0.00	0.00	0.00	0.00	0.00	0.00
06/27/92	0.00	0.00	0.00	0.00	0.00	0.00	0.00
06/26/92	0.00	0.00	0.00	0.00	0.00	0.00	0.00
06/25/92	0.00	0.00	0.00	0.00	0.00	0.00	0.00
06/24/92	0.00	0.00	0.00	0.00	0.00	0.00	0.00
06/23/92	0.00	0.00	0.00	0.00	0.00	0.00	0.00
06/22/92	0.00	0.00	0.00	0.00	0.00	0.00	0.00
06/21/92	0.00	0.00	0.00	0.00	0.00	0.00	0.00
06/20/92	0.00	0.00	0.00	0.00	0.00	0.00	0.00
06/19/92	0.00	0.00	0.00	0.00	0.00	0.00	0.00
06/18/92	0.00	0.00	0.00	0.00	0.00	0.00	0.00
06/17/92	0.00	0.00	0.00	0.00	0.00	0.00	0.00
06/16/92	0.00	0.00	0.00	0.00	0.00	0.00	0.00
06/15/92	0.00	0.00	0.00	0.00	0.00	0.00	0.00
06/14/92	0.00	0.00	0.00	0.00	0.00	0.00	0.00
06/13/92	0.00	0.00	0.00	0.00	0.00	0.00	0.00
06/12/92	0.00	0.00	0.00	0.00	0.00	0.00	0.00
06/11/92	0.00	0.00	0.00	0.00	0.00	0.00	0.00
06/10/92	0.00	0.00	0.00	0.00	0.00	0.00	0.00
06/09/92	0.00	0.00	0.00	0.00	0.00	0.00	0.00
06/08/92	0.00	0.00	0.00	0.00	0.00	0.00	0.00
06/07/92	0.00	0.00	0.00	0.00	0.00	0.00	0.00
06/06/92	0.00	0.00	0.00	0.00	0.00	0.00	0.00
06/05/92	0.00	0.00	0.00	0.00	0.00	0.00	0.00
06/04/92	0.00	0.00	0.00	0.00	0.00	0.00	0.00
06/03/92	0.16	0.08	0.20	0.12	0.04	0.00	0.00
06/02/92	0.00	0.00	0.00	0.00	0.00	0.00	0.00
06/01/92	0.00	0.00	0.00	0.00	0.00	0.00	0.00
TOTALS:	0.16	0.08	0.20	0.12	0.04	0.00	0.00

Group Name
AF3: Adobe/New River

DeviceID	5535	5550	5565	5580	5595	5610	5625
StatType	dif	dif	dif	dif	dif	dif	dif
DataType	precip	precip	precip	precip	precip	precip	precip
Units	in	in	in	in	in	in	in
1 day at 24:00:00							
07/31/92	0.00	0.00	0.00	0.00	0.00	0.00	0.00
07/30/92	0.00	0.08	0.00	0.00	0.08	0.00	0.00
07/29/92	0.28	0.20	0.12	0.47	0.43	0.00	0.47
07/28/92	0.00	0.00	0.00	0.00	0.00	0.00	0.00
07/27/92	0.00	0.00	0.00	0.00	0.00	0.00	0.00
07/26/92	0.00	0.00	0.00	0.00	0.00	0.00	0.00
07/25/92	0.00	0.00	0.00	0.00	0.00	0.00	0.00
07/24/92	1.42	0.47	0.16	1.61	0.67	0.24	0.75
07/23/92	0.00	0.00	0.08	0.35	0.00	0.00	0.04
07/22/92	0.00	0.00	0.00	0.00	0.00	0.00	0.00
07/21/92	0.00	0.00	0.00	0.00	0.00	0.00	0.00
07/20/92	0.00	0.00	0.00	0.00	0.00	0.00	0.00
07/19/92	0.00	0.00	0.00	0.00	0.00	0.00	0.00
07/18/92	0.00	0.00	0.00	0.00	0.00	0.00	0.00
07/17/92	0.00	0.00	0.00	0.00	0.00	0.00	0.00
07/16/92	0.00	0.00	0.00	0.00	0.00	0.00	0.00
07/15/92	0.00	0.00	0.00	0.00	0.00	0.00	0.00
07/14/92	0.00	0.00	0.00	0.00	0.00	0.00	0.00
07/13/92	0.00	0.00	0.00	0.00	0.00	0.00	0.00
07/12/92	0.00	0.00	0.00	0.00	0.00	0.00	0.04
07/11/92	0.20	0.12	0.08	0.00	0.35	0.08	0.00
07/10/92	0.00	0.00	0.00	0.00	0.00	0.04	0.00
07/09/92	0.00	0.00	0.00	0.00	0.00	0.00	0.00
07/08/92	0.00	0.00	0.00	0.00	0.00	0.00	0.00
07/07/92	0.00	0.16	0.12	0.59	0.12	0.12	0.12
07/06/92	0.00	0.00	0.00	0.00	0.00	0.00	0.00
07/05/92	0.00	0.00	0.00	0.00	0.00	0.00	0.00
07/04/92	0.00	0.00	0.00	0.00	0.00	0.00	0.00
07/03/92	0.00	0.00	0.00	0.00	0.00	0.00	0.00
07/02/92	0.00	0.00	0.00	0.00	0.00	0.00	0.00
07/01/92	0.00	0.00	0.00	0.00	0.00	0.00	0.00
TOTALS:	1.89	1.02	0.55	3.03	1.65	0.47	1.42

Group Name
AF3: Adobe/New River .CVA

DeviceID	5535	5550	5565	5580	5595	5610	5625
StatType	dif	dif	dif	dif	dif	dif	dif
DataType	precip	precip	precip	precip	precip	precip	precip
Units	in	in	in	in	in	in	in
1 day at 24:00:00							
08/31/92	0.00	0.00	0.00	0.00	0.00	0.00	0.00
08/30/92	0.00	0.00	0.00	0.00	0.00	0.00	0.00
08/29/92	0.00	0.00	0.00	0.00	0.00	0.00	0.00
08/28/92	0.00	0.00	0.00	0.00	0.00	0.00	0.00
08/27/92	0.00	0.00	0.00	0.00	0.00	0.00	0.00
08/26/92	0.00	0.00	0.00	0.00	0.00	0.00	0.00
08/25/92	0.00	0.00	0.00	0.00	0.00	0.00	0.00
08/24/92	0.00	0.00	0.00	0.00	0.00	0.00	0.00
08/23/92	0.91	0.39	0.39	0.35	0.35	0.08	0.20
08/22/92	1.06	0.63	1.38	3.11	1.18	1.57	1.26
08/21/92	0.00	0.16	0.16	0.12	0.00	0.00	0.00
08/20/92	0.16	0.00	0.04	0.00	0.00	0.00	0.00
08/19/92	0.00	0.12	0.00	0.00	0.00	0.00	0.00
08/18/92	0.00	0.00	0.00	0.00	0.00	0.00	0.00
08/17/92	0.16	0.87	0.20	0.00	0.00	0.00	0.08
08/16/92	0.00	0.00	0.00	0.00	0.00	0.00	0.00
08/15/92	0.00	0.00	0.00	0.00	0.00	0.00	0.00
08/14/92	0.00	0.00	0.00	0.00	0.00	0.00	0.00
08/13/92	0.00	0.00	0.00	0.00	0.00	0.00	0.00
08/12/92	0.00	0.00	0.00	0.00	0.00	0.00	0.00
08/11/92	0.00	0.00	0.00	0.75	0.00	0.47	0.24
08/10/92	0.00	0.00	0.00	0.00	0.00	0.00	0.00
08/09/92	0.00	0.00	0.00	0.00	0.00	0.00	0.00
08/08/92	0.00	0.00	0.00	0.00	0.00	0.00	0.00
08/07/92	0.00	0.00	0.00	0.00	0.00	0.00	0.00
08/06/92	0.39	1.06	0.00	0.35	0.00	0.20	0.00
08/05/92	0.08	0.28	0.16	0.12	0.16	0.12	0.12
08/04/92	0.00	0.00	0.00	0.00	0.00	0.00	0.00
08/03/92	0.00	0.00	0.00	0.00	0.00	0.00	0.00
08/02/92	0.00	0.00	0.00	0.00	0.00	0.00	0.00
08/01/92	0.00	0.00	0.00	0.00	0.00	0.00	0.00
TOTALS:	2.76	3.50	2.32	4.80	1.69	2.44	1.89

Group Name
AF3: Adobe/New River

DeviceID	5535	5550	5565	5580	5595	5610	5625
StatType	dif	dif	dif	dif	dif	dif	dif
DataType	precip	precip	precip	precip	precip	precip	precip
Units	in	in	in	in	in	in	in
1 day at 24:00:00							
09/30/92	0.00	0.00	0.00	0.00	0.00	0.00	0.00
09/29/92	0.00	0.00	0.00	0.00	0.08	0.00	0.00
09/28/92	0.00	0.00	0.00	0.00	0.00	0.00	0.00
09/27/92	0.00	0.00	0.00	0.00	0.00	0.00	0.00
09/26/92	0.00	0.00	0.00	0.00	0.00	0.00	0.00
09/25/92	0.00	0.00	0.00	0.00	0.00	0.00	0.00
09/24/92	0.00	0.00	0.00	0.00	0.00	0.00	0.00
09/23/92	0.00	0.00	0.00	0.00	0.00	0.00	0.00
09/22/92	0.00	0.00	0.00	0.00	0.00	0.00	0.00
09/21/92	0.00	0.00	0.00	0.00	0.00	0.00	0.00
09/20/92	0.04	0.00	0.00	0.00	0.08	0.00	0.00
09/19/92	0.87	0.67	0.28	0.04	0.28	0.63	0.04
09/18/92	0.00	0.00	0.00	0.00	0.00	0.00	0.00
09/17/92	0.00	0.00	0.16	0.00	0.00	0.00	0.00
09/16/92	0.00	0.00	0.00	0.00	0.00	0.00	0.00
09/15/92	0.00	0.00	0.00	0.00	0.00	0.00	0.00
09/14/92	0.00	0.00	0.00	0.00	0.00	0.00	0.00
09/13/92	0.00	0.00	0.00	0.00	0.00	0.00	0.00
09/12/92	0.00	0.00	0.00	0.00	0.00	0.00	0.00
09/11/92	0.00	0.00	0.00	0.00	0.00	0.00	0.00
09/10/92	0.00	0.00	0.00	0.00	0.00	0.00	0.00
09/09/92	0.00	0.00	0.00	0.00	0.00	0.00	0.00
09/08/92	0.00	0.00	0.00	0.00	0.00	0.00	0.00
09/07/92	0.00	0.00	0.00	0.00	0.00	0.00	0.00
09/06/92	0.00	0.00	0.00	0.00	0.00	0.00	0.00
09/05/92	0.00	0.00	0.00	0.00	0.00	0.00	0.00
09/04/92	0.00	0.00	0.00	0.00	0.00	0.00	0.00
09/03/92	0.00	0.00	0.00	0.00	0.00	0.00	0.00
09/02/92	0.00	0.00	0.00	0.00	0.00	0.00	0.00
09/01/92	0.00	0.00	0.00	0.00	0.00	0.00	0.00
TOTALS:	0.91	0.67	0.43	0.04	0.43	0.63	0.04

LEGEND

← Sensor ID No.

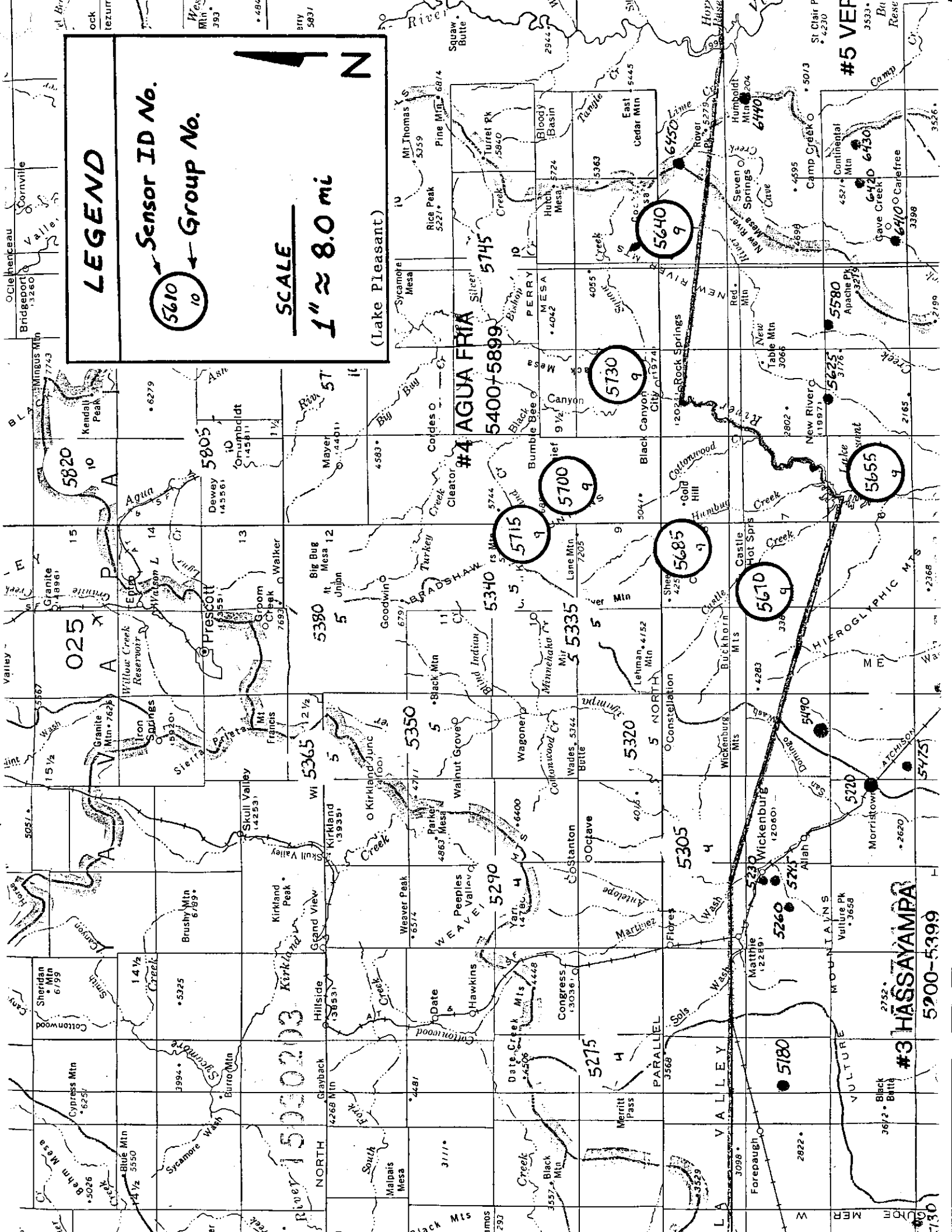
← Group No.

5610
10

SCALE

1" ≈ 8.0 mi

(Lake Pleasant)



#4 AGUA FRIA
5400-5899

#5 VEF

#3 HASSAYAMPA

5200-5399

025

5820

5715

5700

5730

5685

5670

5655

5290

5275

5305

5180

5200

5275

5130

Cornville
3260

Granite
4186

5051

Sheridan
6799

Cypress Mtn
6251

Blue Mtn
5550

5805

Dewey
14536

5380

5365

Skull Valley
14253

Brushy Mtn
6199

3996

4268

5805

Dewey
14536

5380

5365

Skull Valley
14253

Brushy Mtn
6199

3996

4268

5805

Dewey
14536

5380

5365

Skull Valley
14253

Brushy Mtn
6199

3996

4268

5805

Dewey
14536

5380

5365

Skull Valley
14253

Brushy Mtn
6199

3996

4268

5805

Dewey
14536

5380

5365

Skull Valley
14253

Brushy Mtn
6199

3996

4268

5805

Dewey
14536

5380

5365

Skull Valley
14253

Brushy Mtn
6199

3996

4268

5805

Dewey
14536

5380

5365

Skull Valley
14253

Brushy Mtn
6199

3996

4268

5805

Dewey
14536

5380

5365

Skull Valley
14253

Brushy Mtn
6199

3996

4268

5805

Dewey
14536

5380

5365

Skull Valley
14253

Brushy Mtn
6199

3996

4268

5805

Dewey
14536

5380

5365

Skull Valley
14253

Brushy Mtn
6199

3996

4268

5805

Dewey
14536

5380

5365

Skull Valley
14253

Brushy Mtn
6199

3996

4268

5805

Dewey
14536

5380

5365

Skull Valley
14253

Brushy Mtn
6199

3996

4268

5805

Dewey
14536

5380

5365

Skull Valley
14253

Brushy Mtn
6199

3996

4268

5805

Dewey
14536

5380

5365

Skull Valley
14253

Brushy Mtn
6199

3996

4268

5805

Dewey
14536

5380

5365

Skull Valley
14253

Brushy Mtn
6199

3996

4268

5805

Dewey
14536

5380

5365

Skull Valley
14253

Brushy Mtn
6199

3996

4268

5805

Dewey
14536

5380

5365

Skull Valley
14253

Brushy Mtn
6199

3996

4268

5805

Dewey
14536

5380

5365

Skull Valley
14253

Brushy Mtn
6199

3996

4268

Group Name
AF4: Lake Pleasant

DeviceID	5640	5650	5670	5685	5700	5715	5730
StatType	dif	dif	dif	dif	dif	dif	dif
DataType	precip	precip	precip	precip	precip	precip	precip
Units	in	in	in	in	in	in	in
1 day at 24:00:00							
10/31/91	0.00		0.00	0.00	0.00	0.00	0.00
10/30/91	0.00		0.00	0.00	0.08	0.00	0.00
10/29/91	0.00		0.00	0.00	0.00	0.00	0.00
10/28/91	0.00		0.00	0.00	0.00	0.00	0.00
10/27/91	0.83		0.59	0.75	0.75	0.31	0.39
10/26/91	0.00		0.00	0.00	0.00	0.00	0.00
10/25/91	0.00		0.00	0.00	0.00	0.00	0.00
10/24/91	0.00		0.00	0.00	0.00	0.00	0.00
10/23/91	0.00		0.00	0.00	0.12	0.00	0.00
10/22/91	0.00		0.00	0.00	0.00	0.00	0.00
10/21/91	0.00		0.00	0.00	0.00	0.00	0.00
10/20/91	0.00		0.00	0.00	0.00	0.00	0.00
10/19/91	0.00		0.00	0.00	0.00	0.00	0.00
10/18/91	0.00		0.00	0.00	0.00	0.00	0.00
10/17/91	0.00		0.00	0.00	0.00	0.00	0.00
10/16/91	0.00		0.00	0.00	0.00	0.00	0.00
10/15/91	0.00		0.00	0.00	0.00	0.00	0.00
10/14/91	0.00		0.00	0.00	0.00	0.00	0.00
10/13/91	0.00		0.00	0.00	0.00	0.00	0.00
10/12/91	0.00		0.00	0.00	0.00	0.00	0.00
10/11/91	0.00		0.00	0.00	0.00	0.00	0.00
10/10/91	0.00		0.00	0.00	0.00	0.00	0.00
10/09/91	0.00		0.00	0.00	0.00	0.00	0.00
10/08/91	0.00		0.00	0.00	0.00	0.00	0.00
10/07/91	0.00		0.00	0.00	0.00	0.00	0.00
10/06/91	0.00		0.00	0.00	0.00	0.00	0.00
10/05/91	0.00		0.00	0.00	0.00	0.00	0.00
10/04/91	0.00		0.00	0.00	0.00	0.00	0.00
10/03/91	0.00		0.00	0.00	0.00	0.00	0.00
10/02/91	0.00		0.00	0.00	0.00	0.00	0.00
10/01/91	0.00		0.00	0.00	0.00	0.00	0.00
TOTALS:	0.83		0.59	0.75	0.94	0.31	0.39

Group Name
AF4: Lake Pleasant

DeviceID	5640	5650	5670	5685	5700	5715	5730
StatType	dif	dif	dif	dif	dif	dif	dif
DataType	precip	precip	precip	precip	precip	precip	precip
Units	in	in	in	in	in	in	in
1 day at 24:00:00							
11/30/91	0.00		0.59	0.79	1.02	0.00	0.00
11/29/91	0.00		0.12	0.20	0.04	0.00	0.08
11/28/91	0.00		0.00	0.00	0.00	0.00	0.08
11/27/91	0.00		0.00	0.00	0.00	0.00	0.00
11/26/91	0.00		0.00	0.00	0.00	0.00	0.00
11/25/91	0.00		0.00	0.00	0.00	0.00	0.00
11/24/91	0.00		0.00	0.00	0.00	0.00	0.00
11/23/91	0.00		0.00	0.00	0.00	0.00	0.00
11/22/91	0.00		0.00	0.00	0.00	0.00	0.00
11/21/91	0.00		0.00	0.00	0.00	0.00	0.00
11/20/91	0.00		0.00	0.00	0.00	0.00	0.00
11/19/91	0.00		0.00	0.00	0.00	0.00	0.00
11/18/91	0.00		0.00	0.00	0.00	0.00	0.00
11/17/91	0.00		0.00	0.00	0.00	0.00	0.00
11/16/91	0.00		0.00	0.00	0.31	0.16	0.00
11/15/91	0.00		0.12	0.16	0.08	0.16	0.16
11/14/91	0.00		0.04	0.04	0.71	0.39	0.71
11/13/91	0.00		0.00	0.00	0.00	0.00	0.00
11/12/91	0.00		0.00	0.00	0.00	0.00	0.00
11/11/91	0.00		0.00	0.00	0.04	0.00	0.00
11/10/91	0.16		0.16	0.04	0.12	0.16	0.04
11/09/91	0.00		0.00	0.00	0.00	0.00	0.00
11/08/91	0.00		0.00	0.00	0.00	0.00	0.00
11/07/91	0.00		0.08	0.00	0.00	0.00	0.00
11/06/91	0.00		0.00	0.00	0.00	0.00	0.00
11/05/91	0.00		0.00	0.00	0.00	0.00	0.00
11/04/91	0.00		0.00	0.00	0.00	0.00	0.00
11/03/91	0.00		0.00	0.00	0.00	0.00	0.00
11/02/91	0.00		0.00	0.00	0.00	0.00	0.00
11/01/91	0.00		0.00	0.00	0.00	0.00	0.00
TOTALS:	0.16		1.10	1.22	2.32	0.87	1.06

Group Name
AF4: Lake Pleasant

DeviceID	5640	5650	5670	5685	5700	5715	5730
StatType	dif	dif	dif	dif	dif	dif	dif
DataType	precip	precip	precip	precip	precip	precip	precip
Units	in	in	in	in	in	in	in
1 day at 24:00:00							
12/31/91	0.00	0.00	0.00	0.00	0.08	0.04	0.00
12/30/91	0.43	0.28	0.43	0.31	0.20	0.24	0.24
12/29/91	0.04	0.00	0.00	0.00	0.08	0.04	0.04
12/28/91	0.00	0.00	0.12	0.04	0.00	0.08	0.00
12/27/91	0.00	0.00	0.00	0.00	0.00	0.00	0.00
12/26/91	0.00	0.00	0.00	0.00	0.00	0.04	0.00
12/25/91	0.00	0.00	0.00	0.00	0.00	0.00	0.00
12/24/91	0.00	0.00	0.00	0.00	0.04	0.00	0.00
12/23/91	0.00	0.00	0.00	0.00	0.00	0.00	0.00
12/22/91	0.12	0.08	0.08	0.12	0.08	0.16	0.20
12/21/91	0.04	0.00	0.00	0.00	0.08	0.04	0.00
12/20/91	0.00	0.08	0.04	0.00	0.16	0.12	0.00
12/19/91	0.71	0.04	0.51	0.51	0.71	0.51	0.63
12/18/91	0.71	0.20	0.20	0.20	0.47	0.28	0.43
12/17/91	0.00	0.00	0.00	0.00	0.00	0.00	0.00
12/16/91	0.00	0.00	0.00	0.00	0.00	0.00	0.00
12/15/91	0.00	0.00	0.00	0.00	0.00	0.00	0.00
12/14/91	0.00	0.00	0.00	0.00	0.00	0.00	0.00
12/13/91	0.00	0.00	0.00	0.00	0.04	0.00	0.00
12/12/91	0.00	0.00	0.00	0.00	0.00	0.00	0.00
12/11/91	0.24	0.00	0.00	0.00	0.24	0.39	0.08
12/10/91	0.79	0.83	0.59	1.06	1.10	0.91	1.02
12/09/91	0.00	_____	0.00	0.00	0.00	0.00	0.00
12/08/91	0.00	_____	0.00	0.00	0.00	0.00	0.00
12/07/91	0.00	_____	0.00	0.00	0.00	0.00	0.00
12/06/91	0.00	_____	0.00	0.00	0.00	0.00	0.00
12/05/91	0.00	_____	0.00	0.00	0.00	0.00	0.00
12/04/91	0.00	_____	0.00	0.00	0.00	0.00	0.00
12/03/91	0.28	_____	0.00	0.00	0.04	0.00	0.24
12/02/91	0.20	_____	0.00	0.00	0.00	0.04	0.24
12/01/91	0.24	_____	0.04	0.00	0.16	0.04	0.43
TOTALS:	3.78	1.50	2.01	2.24	3.46	2.91	3.54

Group Name
AF4: Lake Pleasant

DeviceID	5640	5650	5670	5685	5700	5715	5730
StatType	dif	dif	dif	dif	dif	dif	dif
DataType	precip	precip	precip	precip	precip	precip	precip
Units	in	in	in	in	in	in	in
1 day at 24:00:00							
01/31/92	0.00	0.00	0.00	0.00	0.00	0.00	0.00
01/30/92	0.00	0.00	0.00	0.00	0.00	0.00	0.00
01/29/92	0.00	0.00	0.00	0.00	0.00	0.00	0.00
01/28/92	0.00	0.00	0.00	0.00	0.00	0.00	0.00
01/27/92	0.00	0.00	0.00	0.00	0.00	0.00	0.00
01/26/92	0.00	0.00	0.00	0.00	0.00	0.00	0.00
01/25/92	0.00	0.00	0.00	0.00	0.00	0.00	0.00
01/24/92	0.00	_____	0.00	0.00	0.00	0.00	0.00
01/23/92	_____	_____	0.00	0.00	0.00	0.00	0.00
01/22/92	_____	_____	0.00	0.00	0.00	0.00	0.00
01/21/92	_____	_____	0.00	0.00	0.00	0.00	0.00
01/20/92	_____	_____	0.00	0.00	0.12	0.00	0.00
01/19/92	_____	_____	0.00	0.00	0.00	0.00	0.00
01/18/92	_____	_____	0.00	0.00	0.00	0.00	0.00
01/17/92	_____	_____	0.00	0.00	0.00	0.00	0.00
01/16/92	_____	_____	0.00	0.00	0.00	0.00	0.00
01/15/92	_____	_____	0.00	0.00	0.00	0.00	0.00
01/14/92	_____	_____	0.00	0.00	0.00	0.12	0.04
01/13/92	_____	_____	0.00	0.00	0.00	0.08	0.04
01/12/92	0.08	_____	0.00	0.00	0.08	0.00	0.08
01/11/92	0.20	_____	0.00	0.08	0.00	0.00	0.08
01/10/92	0.00	_____	0.00	0.00	0.00	0.00	0.00
01/09/92	0.00	0.00	0.00	0.00	0.04	0.04	0.00
01/08/92	0.00	0.00	0.00	0.00	0.04	0.04	0.00
01/07/92	0.04	0.00	0.00	0.00	0.04	0.04	0.00
01/06/92	0.59	0.47	0.94	1.26	0.87	0.67	0.63
01/05/92	0.47	0.20	0.12	0.04	0.75	0.24	0.28
01/04/92	0.08	0.00	0.08	0.04	0.20	0.16	0.08
01/03/92	0.39	0.43	0.75	0.47	0.55	0.47	0.35
01/02/92	0.00	0.08	0.00	0.00	0.00	0.04	0.00
01/01/92	0.00	0.00	0.00	0.00	0.00	0.00	0.00
TOTALS:	1.85	1.18	1.89	1.89	2.68	1.85	1.46

Group Name
AF4: Lake Pleasant

DeviceID	5640	5650	5670	5685	5700	5715	5730
StatType	dif	dif	dif	dif	dif	dif	dif
DataType	precip	precip	precip	precip	precip	precip	precip
Units	in	in	in	in	in	in	in
1 day at 24:00:00							
02/29/92	0.00	0.00	0.00	0.00	0.00	0.00	0.00
02/28/92	0.00	0.00	0.00	0.00	0.00	0.00	0.00
02/27/92	0.00	0.00	0.00	0.00	0.00	0.00	0.00
02/26/92	0.00	0.00	0.00	0.00	0.00	0.00	0.00
02/25/92	0.00	0.00	0.00	0.00	0.00	0.00	0.00
02/24/92	0.00	0.00	0.00	0.00	0.00	0.00	0.00
02/23/92	0.00	0.00	0.00	0.00	0.00	0.00	0.00
02/22/92	0.00	0.00	0.00	0.00	0.00	0.00	0.00
02/21/92	0.00	0.00	0.00	0.00	0.04	0.00	0.00
02/20/92	0.00	0.00	0.00	0.00	0.00	0.00	0.00
02/19/92	0.00	0.00	0.00	0.00	0.00	0.00	0.00
02/18/92	0.00	0.00	0.00	0.00	0.04	0.00	0.00
02/17/92	0.00	0.00	0.00	0.00	0.04	0.00	0.00
02/16/92	0.24	0.04	0.00	0.00	0.04	0.04	0.08
02/15/92	0.08	0.12	0.43	0.35	0.04	0.12	0.08
02/14/92	0.00	0.00	0.00	0.00	0.00	0.00	0.00
02/13/92	0.83	0.59	0.91	1.10	2.01	0.94	1.10
02/12/92	0.08	0.00	0.04	0.08	0.20	0.08	0.04
02/11/92	0.31	0.04	0.35	0.28	0.31	0.20	0.24
02/10/92	0.87	0.20	0.55	0.35	0.31	0.24	0.28
02/09/92	0.00	0.00	0.00	0.00	0.04	0.12	0.00
02/08/92	0.04	0.00	0.04	0.04	0.08	0.04	0.08
02/07/92	1.22	1.50	2.52	2.24	2.28	1.46	1.42
02/06/92	0.00	0.04	0.08	0.04	0.00	0.00	0.00
02/05/92	0.00	0.00	0.00	0.00	0.00	0.00	0.00
02/04/92	0.00	0.00	0.00	0.00	0.00	0.00	0.00
02/03/92	0.00	0.00	0.00	0.00	0.00	0.00	0.00
02/02/92	0.00	0.00	0.00	0.00	0.00	0.00	0.00
02/01/92	0.00	0.00	0.00	0.00	0.00	0.00	0.00
TOTALS:	3.66	2.52	4.92	4.49	5.43	3.23	3.31

Group Name
AF4: Lake Pleasant

DeviceID	5640	5650	5670	5685	5700	5715	5730
StatType	dif	dif	dif	dif	dif	dif	dif
DataType	precip	precip	precip	precip	precip	precip	precip
Units	in	in	in	in	in	in	in
1 day at 24:00:00							
03/31/92	0.04	0.24	0.04	0.24	0.04	0.00	0.16
03/30/92	0.08	0.04	0.04	0.04	0.04	0.00	0.12
03/29/92	0.04	0.00	0.04	0.00	0.31	0.00	0.00
03/28/92	0.24	0.00	0.12	0.00	0.12	0.00	0.00
03/27/92	0.79	0.47	0.91	1.38	0.87	0.00	0.51
03/26/92	0.00	0.00	0.00	0.00	0.00	0.00	0.00
03/25/92	0.00	0.00	0.00	0.00	0.00	0.00	0.00
03/24/92	0.00	0.00	0.00	0.00	0.08	0.00	0.00
03/23/92	0.00	0.00	0.00	0.00	0.04	0.04	0.00
03/22/92	0.04	0.00	0.00	0.00	0.00	0.00	0.00
03/21/92	1.34	0.24	0.28	0.35	0.51	0.00	0.39
03/20/92	0.00	0.00	0.00	0.00	0.00	0.00	0.00
03/19/92	0.00	0.00	0.00	0.00	0.00	0.00	0.00
03/18/92	0.00	0.00	0.00	0.00	0.00	0.00	0.00
03/17/92	0.00	0.00	0.00	0.00	0.00	0.00	0.00
03/16/92	0.00	0.00	0.00	0.00	0.00	0.00	0.00
03/15/92	0.00	0.00	0.00	0.00	0.00	0.00	0.00
03/14/92	0.00	0.00	0.00	0.00	0.00	0.00	0.00
03/13/92	0.00	0.00	0.00	0.00	0.00	0.04	0.00
03/12/92	0.00	0.00	0.00	0.00	0.00	0.04	0.00
03/11/92	0.00	0.00	0.00	0.00	0.00	0.04	0.00
03/10/92	0.00	0.00	0.00	0.00	0.04	0.35	0.00
03/09/92	0.79	0.59	0.59	0.67	0.28	2.01	0.39
03/08/92	0.59	0.24	0.39	0.47	0.75	0.24	1.02
03/07/92	0.24	0.04	0.04	0.00	0.08	0.04	0.16
03/06/92	0.00	0.00	0.00	0.00	0.00	0.04	0.00
03/05/92	0.00	0.00	0.00	0.00	0.04	0.00	0.00
03/04/92	0.04	0.08	0.00	0.00	0.08	0.16	0.00
03/03/92	0.12	0.08	0.08	0.04	0.12	0.12	0.08
03/02/92	0.71	0.43	0.71	0.67	1.10	0.83	0.47
03/01/92	0.00	0.00	0.00	0.00	0.00	0.00	0.00
TOTALS:	5.04	2.44	3.23	3.86	4.49	3.94	3.31

Group Name
AF4: Lake Pleasant

DeviceID	5640	5650	5670	5685	5700	5715	5730
StatType	dif	dif	dif	dif	dif	dif	dif
DataType	precip	precip	precip	precip	precip	precip	precip
Units	in	in	in	in	in	in	in
1 day at 24:00:00							
04/30/92	0.00	0.00	0.00	0.00	0.00	0.00	0.00
04/29/92	0.00	0.00	0.00	0.00	0.00	0.00	0.00
04/28/92	0.00	0.00	0.00	0.00	0.00	0.00	0.00
04/27/92	0.00	0.00	0.00	0.00	0.00	0.00	0.00
04/26/92	0.00	0.00	0.00	0.00	0.00	0.00	0.00
04/25/92	0.00	0.00	0.00	0.00	0.00	0.00	0.00
04/24/92	0.00	0.00	0.00	0.00	0.00	0.00	0.00
04/23/92	0.00	0.00	0.00	0.00	0.00	0.00	0.00
04/22/92	0.00	0.00	0.00	0.00	0.00	0.00	0.00
04/21/92	0.00	0.00	0.00	0.00	0.00	0.00	0.00
04/20/92	0.00	0.00	0.00	0.00	0.00	0.00	0.00
04/19/92	0.00	0.00	0.00	0.00	0.00	0.00	0.00
04/18/92	0.00	0.00	0.00	0.00	0.00	0.04	0.00
04/17/92	0.00	0.00	0.00	0.00	0.00	0.00	0.00
04/16/92	0.00	0.00	0.00	0.00	0.00	0.00	0.00
04/15/92	0.00	0.00	0.00	0.00	0.00	0.00	0.00
04/14/92	0.00	0.00	0.00	0.00	0.00	0.00	0.00
04/13/92	0.00	0.00	0.00	0.00	0.00	0.00	0.00
04/12/92	0.00	0.00	0.00	0.00	0.00	0.00	0.00
04/11/92	0.00	0.00	0.00	0.00	0.00	0.00	0.00
04/10/92	0.00	0.00	0.00	0.00	0.00	0.00	0.00
04/09/92	0.00	0.00	0.00	0.00	0.00	0.00	0.00
04/08/92	0.00	0.00	0.00	0.00	0.00	0.00	0.00
04/07/92	0.00	0.00	0.00	0.00	0.00	0.00	0.00
04/06/92	0.00	0.00	0.00	0.00	0.00	0.00	0.00
04/05/92	0.00	0.00	0.00	0.00	0.00	0.04	0.00
04/04/92	0.00	0.00	0.00	0.00	0.00	0.00	0.00
04/03/92	0.00	0.00	0.00	0.00	0.00	0.04	0.00
04/02/92	0.12	0.12	0.35	0.43	0.39	0.47	0.20
04/01/92	0.51	0.39	0.39	0.47	0.43	0.24	0.12
TOTALS:	0.63	0.51	0.75	0.91	0.83	0.83	0.31

Group Name
AF4: Lake Pleasant

DeviceID	5640	5650	5670	5685	5700	5715	5730
StatType	dif	dif	dif	dif	dif	dif	dif
DataType	precip	precip	precip	precip	precip	precip	precip
Units	in	in	in	in	in	in	in
1 day at 24:00:00							
05/31/92	0.00	0.00	0.00	0.04	0.12	0.00	0.00
05/30/92	0.47	0.00	0.39	0.59	0.20	0.39	0.35
05/29/92	0.04	0.00	0.00	0.00	0.04	0.12	0.16
05/28/92	0.00	0.00	0.00	0.00	0.00	0.00	0.00
05/27/92	0.04	0.00	0.00	0.00	0.04	0.00	0.00
05/26/92	0.00	0.00	0.00	0.00	0.00	0.00	0.00
05/25/92	0.00	0.00	0.00	0.00	0.04	0.00	0.00
05/24/92	0.00	0.00	0.00	0.00	0.00	0.00	0.00
05/23/92	0.00	0.00	0.00	0.00	0.00	0.00	0.08
05/22/92	0.00	0.00	0.00	0.00	0.04	0.04	0.00
05/21/92	0.04	0.04	0.12	0.20	0.12	0.59	0.08
05/20/92	0.20	0.39	0.12	0.08	0.08	0.00	0.35
05/19/92	0.00	0.00	0.00	0.00	0.00	0.00	0.00
05/18/92	0.00	0.00	0.00	0.00	0.00	0.00	0.00
05/17/92	0.00	0.00	0.00	0.00	0.00	0.00	0.00
05/16/92	0.00	0.00	0.00	0.00	0.00	0.00	0.00
05/15/92	0.00	0.00	0.00	0.00	0.00	0.00	0.00
05/14/92	0.00	0.00	0.00	0.00	0.00	0.00	0.00
05/13/92	0.00	0.00	0.00	0.00	0.00	0.00	0.00
05/12/92	0.00	0.00	0.00	0.00	0.00	0.00	0.00
05/11/92	0.00	0.00	0.00	0.00	0.04	0.00	0.00
05/10/92	0.28	0.00	0.00	0.04	0.35	0.12	0.16
05/09/92	0.00	0.04	0.04	0.04	0.00	0.00	0.04
05/08/92	0.00	0.00	0.00	0.00	0.00	0.00	0.00
05/07/92	0.00	0.00	0.00	0.00	0.04	0.00	0.00
05/06/92	0.04	0.00	0.00	0.00	0.04	0.00	0.04
05/05/92	0.31	0.71	0.24	0.51	0.67	0.47	0.16
05/04/92	0.00	0.04	0.12	0.00	0.04	0.08	0.00
05/03/92	0.00	0.00	0.00	0.00	0.00	0.00	0.00
05/02/92	0.00	0.00	0.00	0.00	0.00	0.00	0.00
05/01/92	0.00	0.00	0.00	0.00	0.00	0.00	0.00
TOTALS:	1.42	1.22	1.02	1.50	1.85	1.81	1.42

Group Name
AF4: Lake Pleasant

DeviceID	5640	5650	5670	5685	5700	5715	5730
StatType	dif	dif	dif	dif	dif	dif	dif
DataType	precip	precip	precip	precip	precip	precip	precip
Units	in	in	in	in	in	in	in
1 day at	24:00:00						
06/30/92	0.00	0.00	0.00	0.00	0.00	0.00	0.00
06/29/92	0.00	0.00	0.00	0.00	0.00	0.00	0.00
06/28/92	0.00	0.00	0.00	0.00	0.00	0.00	0.00
06/27/92	0.00	0.00	0.00	0.00	0.00	0.00	0.00
06/26/92	0.00	0.00	0.00	0.00	0.00	0.00	0.00
06/25/92	0.00	0.00	0.00	0.00	0.00	0.00	0.00
06/24/92	0.00	0.00	0.00	0.00	0.00	0.00	0.00
06/23/92	0.00	0.00	0.00	0.00	0.00	0.04	0.00
06/22/92	0.00	0.00	0.00	0.00	0.00	0.00	0.00
06/21/92	0.00	0.00	0.00	0.00	0.00	0.00	0.00
06/20/92	0.00	0.00	0.00	0.00	0.00	0.00	0.00
06/19/92	0.00	0.00	0.00	0.00	0.00	0.00	0.00
06/18/92	0.00	0.00	0.00	0.00	0.00	0.00	0.00
06/17/92	0.00	0.00	0.00	0.00	0.00	0.00	0.00
06/16/92	0.00	0.00	0.00	0.00	0.00	0.00	0.00
06/15/92	0.00	0.00	0.00	0.00	0.00	0.00	0.00
06/14/92	0.00	0.00	0.00	0.00	0.00	0.00	0.00
06/13/92	0.00	0.00	0.00	0.00	0.00	0.00	0.00
06/12/92	0.00	0.00	0.00	0.00	0.00	0.00	0.00
06/11/92	0.00	0.00	0.00	0.00	0.00	0.00	0.00
06/10/92	0.00	0.00	0.00	0.00	0.00	0.00	0.00
06/09/92	0.00	0.00	0.00	0.00	0.00	0.00	0.00
06/08/92	0.08	0.00	0.00	0.00	0.00	0.00	0.35
06/07/92	0.00	0.00	0.12	0.20	0.00	0.00	0.00
06/06/92	0.00	0.00	0.00	0.00	0.00	0.00	0.00
06/05/92	0.00	0.00	0.00	0.00	0.00	0.00	0.00
06/04/92	0.00	0.00	0.00	0.00	0.00	0.00	0.00
06/03/92	0.00	0.00	0.00	0.00	0.08	0.00	0.08
06/02/92	0.12	0.00	0.00	0.08	0.04	0.08	0.00
06/01/92	0.00	0.00	0.00	0.00	0.08	0.00	0.16
TOTALS:	0.20	0.00	0.12	0.28	0.20	0.12	0.59

Group Name
AF4: Lake Pleasant

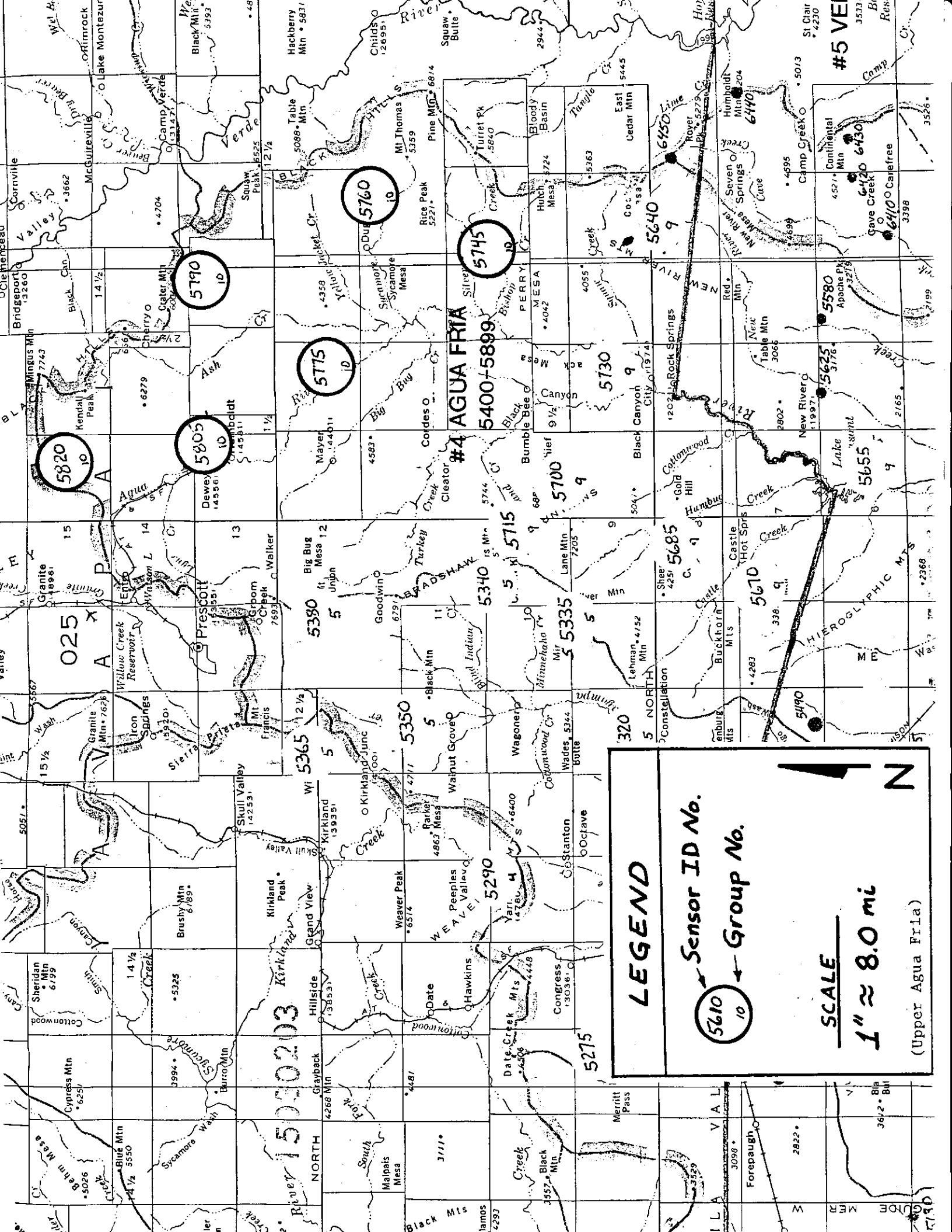
DeviceID	5640	5650	5670	5685	5700	5715	5730
StatType	dif	dif	dif	dif	dif	dif	dif
DataType	precip	precip	precip	precip	precip	precip	precip
Units	in	in	in	in	in	in	in
1 day at	24:00:00						
07/31/92	0.00	0.08	0.08	0.20	1.14	0.08	0.00
07/30/92	0.00	0.00	0.00	0.00	0.04	0.00	0.00
07/29/92	0.20	0.83	0.00	0.00	0.12	0.00	0.00
07/28/92	0.00	0.00	0.00	0.00	0.04	0.08	0.08
07/27/92	0.00	0.00	0.00	0.00	0.00	0.00	0.00
07/26/92	0.00	0.00	0.00	0.00	0.04	0.00	0.00
07/25/92	0.00	0.00	0.00	0.00	0.08	0.16	0.00
07/24/92	0.24	0.67	2.28	1.89	0.51	0.67	0.79
07/23/92	0.24	0.00	0.00	0.00	0.00	0.00	0.00
07/22/92	0.00	0.00	0.00	0.00	0.00	0.00	0.00
07/21/92	0.00	0.00	0.00	0.00	0.00	0.00	0.00
07/20/92	0.00	0.00	0.00	0.00	0.00	0.00	0.00
07/19/92	0.00	0.00	0.00	0.00	0.00	0.00	0.00
07/18/92	0.00	0.00	0.00	0.00	0.00	0.00	0.00
07/17/92	0.00	0.00	0.00	0.00	0.00	0.00	0.00
07/16/92	0.00	0.00	0.00	0.00	0.04	0.00	0.00
07/15/92	0.00	0.00	0.00	0.00	0.00	0.00	0.00
07/14/92	0.00	0.00	0.00	0.00	0.00	0.00	0.00
07/13/92	0.00	0.00	0.00	0.00	0.00	0.00	0.00
07/12/92	0.00	0.00	0.04	0.00	0.04	0.04	0.00
07/11/92	0.31	0.16	0.12	0.12	0.39	0.08	0.12
07/10/92	0.31	0.12	0.12	0.08	1.02	1.50	1.46
07/09/92	0.00	0.00	0.00	0.00	0.00	0.04	0.00
07/08/92	0.00	0.00	0.00	0.00	0.00	0.00	0.00
07/07/92	0.04	0.59	0.16	0.00	0.00	0.08	0.04
07/06/92	0.00	0.00	0.00	0.00	0.00	0.00	0.00
07/05/92	0.00	0.00	0.00	0.00	0.00	0.00	0.00
07/04/92	0.00	0.00	0.00	0.00	0.00	0.00	0.00
07/03/92	0.00	0.00	0.00	0.00	0.00	0.00	0.00
07/02/92	0.00	0.00	0.00	0.00	0.00	0.00	0.00
07/01/92	0.00	0.00	0.00	0.00	0.00	0.00	0.00
TOTALS:	1.34	2.44	2.80	2.28	3.46	2.72	2.48

Group Name
AF4: Lake Pleasant

DeviceID	5640	5650	5670	5685	5700	5715	5730
StatType	dif	dif	dif	dif	dif	dif	dif
DataType	precip	precip	precip	precip	precip	precip	precip
Units	in	in	in	in	in	in	in
1 day at 24:00:00							
08/31/92	0.00	0.00	0.00	0.00	0.00	0.00	0.00
08/30/92	0.00	0.00	0.00	0.00	0.00	0.08	0.04
08/29/92	0.00	0.00	0.00	0.00	0.00	0.00	0.00
08/28/92	0.00	0.00	0.00	0.00	0.00	0.00	0.00
08/27/92	0.00	0.00	0.00	0.00	0.04	0.00	0.00
08/26/92	0.00	0.00	0.00	0.00	0.00	0.00	0.00
08/25/92	0.00	0.00	0.00	0.00	0.04	0.00	0.00
08/24/92	0.00	0.00	0.00	0.00	0.04	0.00	0.00
08/23/92	1.30	0.20	0.79	0.47	1.89	1.02	1.61
08/22/92	2.44	2.17	1.61	1.69	1.69	0.91	1.73
08/21/92	0.04	0.12	0.04	0.04	0.04	0.31	0.00
08/20/92	0.00	0.00	0.00	0.00	0.00	0.00	0.00
08/19/92	0.59	0.00	0.00	0.00	0.00	0.00	0.00
08/18/92	0.04	0.00	0.00	0.00	0.00	0.04	0.00
08/17/92	0.04	0.04	0.00	0.04	0.00	0.00	0.00
08/16/92	0.00	0.00	0.28	0.00	0.00	0.00	0.00
08/15/92	0.00	0.00	0.04	0.00	0.00	0.12	0.00
08/14/92	0.00	0.00	0.00	0.00	0.00	0.00	0.00
08/13/92	0.00	0.00	0.00	0.00	0.04	0.00	0.00
08/12/92	0.00	0.00	0.00	0.00	0.04	0.00	0.00
08/11/92	0.20	0.00	0.12	0.08	0.00	0.08	0.20
08/10/92	0.00	0.00	0.00	0.00	0.08	0.00	0.00
08/09/92	0.28	0.00	0.00	0.00	0.08	1.46	0.00
08/08/92	0.08	0.00	0.00	0.00	0.83	0.31	0.00
08/07/92	0.00	0.00	0.00	0.00	0.04	0.00	0.00
08/06/92	0.04	0.00	0.08	0.20	0.31	1.22	0.28
08/05/92	0.28	0.12	0.16	0.12	0.59	0.31	0.43
08/04/92	0.00	0.00	0.00	0.00	0.00	0.00	0.00
08/03/92	0.00	0.00	0.00	0.00	0.00	0.00	0.00
08/02/92	0.00	0.00	0.00	0.00	0.00	0.00	0.00
08/01/92	0.00	0.00	0.00	0.00	0.08	0.00	0.00
TOTALS:	5.31	2.64	3.11	2.64	5.83	5.87	4.29

Group Name
AF4: Lake Pleasant

DeviceID	5640	5650	5670	5685	5700	5715	5730
StatType	dif	dif	dif	dif	dif	dif	dif
DataType	precip	precip	precip	precip	precip	precip	precip
Units	in	in	in	in	in	in	in
1 day at 24:00:00							
09/30/92	0.00	0.00	0.00	0.00	0.00	0.00	0.00
09/29/92	0.00	0.00	0.00	0.00	0.00	0.00	0.00
09/28/92	0.00	0.00	0.00	0.00	0.00	0.00	0.00
09/27/92	0.00	0.00	0.00	0.00	0.00	0.00	0.00
09/26/92	0.00	0.00	0.00	0.00	0.00	0.00	0.00
09/25/92	0.00	0.00	0.00	0.00	0.00	0.00	0.00
09/24/92	0.00	0.00	0.00	0.00	0.00	0.16	0.00
09/23/92	0.00	0.00	0.00	0.00	0.00	0.00	0.00
09/22/92	0.00	0.00	0.00	0.00	0.00	0.00	0.00
09/21/92	0.00	0.00	0.04	0.00	0.24	0.00	0.00
09/20/92	0.00	0.04	0.04	0.00	0.04	0.00	0.08
09/19/92	0.63	0.35	0.79	0.75	1.38	0.51	0.00
09/18/92	0.00	0.00	0.00	0.00	0.00	0.00	0.00
09/17/92	0.00	0.00	0.00	0.00	0.00	0.00	0.00
09/16/92	0.00	0.00	0.00	0.00	0.00	0.00	0.00
09/15/92	0.00	0.00	0.00	0.00	0.00	0.00	0.00
09/14/92	0.00	0.00	0.00	0.00	0.00	0.00	0.00
09/13/92	0.00	0.00	0.00	0.00	0.00	0.00	0.00
09/12/92	0.00	0.00	0.00	0.00	0.00	0.00	0.00
09/11/92	0.00	0.00	0.00	0.00	0.00	0.00	0.00
09/10/92	0.00	0.00	0.00	0.00	0.00	0.00	0.00
09/09/92	0.00	0.00	0.00	0.00	0.00	0.00	0.00
09/08/92	0.00	0.00	0.00	0.00	0.00	0.00	0.00
09/07/92	0.00	0.00	0.00	0.00	0.00	0.00	0.00
09/06/92	0.00	0.00	0.00	0.00	0.00	0.00	0.00
09/05/92	0.00	0.00	0.00	0.00	0.00	0.00	0.00
09/04/92	0.00	0.00	0.00	0.00	0.00	0.00	0.00
09/03/92	0.00	0.00	0.00	0.00	0.00	0.00	0.00
09/02/92	0.00	0.00	0.00	0.00	0.00	0.00	0.00
09/01/92	0.00	0.00	0.00	0.00	0.00	0.00	0.00
TOTALS:	0.63	0.39	0.87	0.75	1.65	0.67	0.08



LEGEND

Sensor ID No.
 Group No.

SCALE

1" ≈ 8.0 mi

(Upper Agua Fria)

Group Name
AF5: Upper Agua Fria

DeviceID	5745	5760	5775	5790	5805	5820
StatType	dif	dif	dif	dif	dif	dif
DataType	precip	precip	precip	precip	precip	precip
Units	in	in	in	in	in	in
1 day at 24:00:00						
10/31/91	0.00	0.00	0.00	0.00	0.00	0.00
10/30/91	0.00	0.00	0.00	0.00	0.00	0.00
10/29/91	0.00	0.00	0.00	0.00	0.00	0.00
10/28/91	0.00	0.00	0.00	0.00	0.00	0.00
10/27/91	0.87	0.51	0.55	0.55	0.28	0.35
10/26/91	0.00	0.00	0.00	0.00	0.00	0.00
10/25/91	0.00	0.00	0.00	0.00	0.00	0.00
10/24/91	0.00	0.00	0.00	0.00	0.00	0.00
10/23/91	0.00	0.04	0.00	0.00	0.00	0.00
10/22/91	0.00	0.00	0.00	0.00	0.00	0.00
10/21/91	0.00	0.00	0.00	0.00	0.12	0.00
10/20/91	0.00	0.00	0.00	0.00	0.00	0.00
10/19/91	0.00	0.00	0.00	0.00	0.00	0.00
10/18/91	0.00	0.00	0.00	0.00	0.00	0.00
10/17/91	0.00	0.00	0.00	0.00	0.00	0.00
10/16/91	0.00	0.00	0.00	0.00	0.00	0.00
10/15/91	0.00	0.00	0.00	0.00	0.00	0.00
10/14/91	0.00	0.00	0.00	0.00	0.00	0.00
10/13/91	0.00	0.00	0.00	0.00	0.00	0.00
10/12/91	0.00	0.00	0.00	0.00	0.00	0.00
10/11/91	0.00	0.00	0.00	0.00	0.00	0.00
10/10/91	0.00	0.00	0.00	0.00	0.00	0.00
10/09/91	0.00	0.00	0.00	0.00	0.00	0.00
10/08/91	0.00	0.00	0.00	0.00	0.00	0.00
10/07/91	0.00	0.00	0.00	0.00	0.00	0.00
10/06/91	0.00	0.00	0.00	0.00	0.00	0.00
10/05/91	0.00	0.00	0.00	0.00	0.00	0.00
10/04/91	0.00	0.00	0.00	0.00	0.00	0.00
10/03/91	0.00	0.00	0.00	0.00	0.00	0.00
10/02/91	0.00	0.00	0.00	0.00	0.00	0.00
10/01/91	0.00	0.00	0.00	0.00	0.00	0.00
TOTALS:	0.87	0.55	0.55	0.55	0.39	0.35

Group Name
AF5: Upper Agua Fria

DeviceID	5745	5760	5775	5790	5805	5820
StatType	dif	dif	dif	dif	dif	dif
DataType	precip	precip	precip	precip	precip	precip
Units	in	in	in	in	in	in
1 day at 24:00:00						
11/30/91	0.24	0.00	0.00	0.00	0.00	0.00
11/29/91	0.04	0.00	0.00	0.00	0.00	0.00
11/28/91	0.04	0.00	0.00	0.00	0.00	0.00
11/27/91	0.00	0.00	0.00	0.00	0.00	0.00
11/26/91	0.00	0.00	0.00	0.00	0.00	0.00
11/25/91	0.00	0.00	0.00	0.00	0.00	0.00
11/24/91	0.00	0.00	0.00	0.00	0.00	0.00
11/23/91	0.00	0.00	0.00	0.00	0.00	0.00
11/22/91	0.00	0.00	0.00	0.00	0.00	0.00
11/21/91	0.00	0.00	0.00	0.00	0.00	0.00
11/20/91	0.00	0.00	0.00	0.00	0.00	0.00
11/19/91	0.00	0.00	0.00	0.00	0.00	0.00
11/18/91	0.12	0.12	0.08	0.08	0.04	0.24
11/17/91	0.00	0.00	0.00	0.00	0.00	0.00
11/16/91	0.00	0.00	0.00	0.00	0.00	0.08
11/15/91	0.28	0.35	0.31	0.28	0.51	0.31
11/14/91	1.22	0.83	0.83	1.42	0.51	0.28
11/13/91	0.00	0.00	0.00	0.00	0.00	0.00
11/12/91	0.00	0.00	0.00	0.00	0.00	0.00
11/11/91	0.00	0.00	0.00	0.00	0.00	0.00
11/10/91	0.08	0.08	0.04	0.16	0.08	0.20
11/09/91	0.00	0.00	0.00	0.00	0.00	0.00
11/08/91	0.00	0.00	0.00	0.00	0.00	0.00
11/07/91	0.00	0.00	0.00	0.00	0.00	0.00
11/06/91	0.00	0.00	0.00	0.00	0.00	0.00
11/05/91	0.00	0.00	0.00	0.00	0.00	0.00
11/04/91	0.00	0.00	0.00	0.00	0.00	0.00
11/03/91	0.00	0.00	0.00	0.00	0.00	0.00
11/02/91	0.00	0.00	0.00	0.00	0.00	0.00
11/01/91	0.00	0.00	0.00	0.00	0.00	0.00
TOTALS:	2.01	1.38	1.26	1.93	1.14	1.10

Group Name
AF5: Upper Agua Fria

DeviceID	5745	5760	5775	5790	5805	5820
StatType	dif	dif	dif	dif	dif	dif
DataType	precip	precip	precip	precip	precip	precip
Units	in	in	in	in	in	in
1 day at 24:00:00						
12/31/91	0.00	0.00	0.00	0.00	0.00	0.04
12/30/91	0.35	0.31	0.20	0.31	0.20	0.20
12/29/91	0.00	0.08	0.04	0.04	0.00	0.00
12/28/91	0.00	0.00	0.00	0.00	0.12	0.12
12/27/91	0.00	0.00	0.00	0.00	0.00	0.00
12/26/91	0.00	0.00	0.00	0.00	0.00	0.00
12/25/91	0.00	0.00	0.00	0.00	0.00	0.04
12/24/91	0.00	0.00	0.00	0.00	0.00	0.00
12/23/91	0.00	0.00	0.00	0.00	0.00	0.00
12/22/91	0.24	0.28	0.16	0.08	0.12	0.16
12/21/91	0.00	0.04	0.24	0.16	0.16	0.20
12/20/91	0.00	0.00	0.00	0.00	0.00	0.00
12/19/91	0.55	0.55	0.35	0.51	0.35	0.16
12/18/91	0.59	0.47	0.35	0.35	0.31	0.20
12/17/91	0.00	0.00	0.00	0.00	0.00	0.00
12/16/91	0.00	0.00	0.00	0.00	0.00	0.00
12/15/91	0.00	0.00	0.00	0.00	0.00	0.00
12/14/91	0.00	0.00	0.00	0.00	0.00	0.00
12/13/91	0.00	0.00	0.00	0.00	0.00	0.00
12/12/91	0.00	0.04	0.00	0.04	0.00	0.04
12/11/91	0.08	0.08	0.16	0.24	0.24	0.16
12/10/91	0.79	0.51	0.83	0.59	0.63	0.39
12/09/91	0.00	0.00	0.00	0.00	0.00	0.00
12/08/91	0.00	0.00	0.00	0.00	0.00	0.00
12/07/91	0.00	0.00	0.00	0.00	0.00	0.00
12/06/91	0.00	0.00	0.00	0.00	0.00	0.00
12/05/91	0.00	0.00	0.00	0.00	0.00	0.00
12/04/91	0.00	0.00	0.00	0.00	0.00	0.00
12/03/91	0.20	0.00	0.31	0.00	0.00	0.04
12/02/91	0.24	0.12	0.16	0.00	0.04	0.12
12/01/91	0.20	0.08	0.04	0.24	0.00	0.00
TOTALS:	3.23	2.56	2.83	2.56	2.17	1.85

Group Name
AF5: Upper Agua Fria

DeviceID	5745	5760	5775	5790	5805	5820
StatType	dif	dif	dif	dif	dif	dif
DataType	precip	precip	precip	precip	precip	precip
Units	in	in	in	in	in	in
1 day at 24:00:00						
01/31/92	0.00	0.00	0.00	0.00	0.00	0.00
01/30/92	0.00	0.00	0.00	0.00	0.00	0.00
01/29/92	0.00	0.00	0.00	0.00	0.00	0.00
01/28/92	0.00	0.00	0.00	0.00	0.00	0.00
01/27/92	0.00	0.00	0.00	0.00	0.00	0.00
01/26/92	0.00	0.00	0.00	0.00	0.00	0.00
01/25/92	0.00	0.00	0.00	0.00	0.00	0.00
01/24/92	0.00	0.00	0.00	0.00	0.00	0.00
01/23/92	0.00	0.00	0.00	0.00	_____	_____
01/22/92	0.00	0.00	0.00	0.00	_____	_____
01/21/92	0.00	0.00	0.00	0.00	_____	_____
01/20/92	0.00	0.00	0.00	0.00	_____	_____
01/19/92	0.00	0.00	0.00	0.00	_____	_____
01/18/92	0.00	0.00	0.00	0.00	_____	_____
01/17/92	0.00	0.00	0.00	0.00	_____	_____
01/16/92	0.00	0.00	0.00	0.00	_____	_____
01/15/92	0.00	0.00	0.00	0.00	_____	_____
01/14/92	0.00	0.00	0.00	0.00	_____	_____
01/13/92	0.04	0.00	0.04	0.04	_____	0.04
01/12/92	0.04	0.35	0.00	0.08	0.00	0.00
01/11/92	0.04	0.04	0.04	0.12	0.04	0.00
01/10/92	0.00	0.00	0.00	0.00	0.00	0.00
01/09/92	0.00	0.00	0.00	0.00	0.00	0.00
01/08/92	0.00	0.00	0.00	0.00	0.00	0.00
01/07/92	0.00	0.00	0.00	0.00	0.00	0.00
01/06/92	0.63	0.63	0.94	0.55	0.43	0.39
01/05/92	0.16	0.31	0.28	0.35	0.55	0.20
01/04/92	0.00	0.00	0.00	0.04	0.00	0.08
01/03/92	0.47	0.39	0.31	0.24	0.39	0.39
01/02/92	0.00	0.00	0.00	0.00	0.00	0.00
01/01/92	0.00	0.00	0.00	0.00	0.00	0.00
TOTALS:	1.38	1.73	1.61	1.42	1.42	1.10

Group Name
AF5: Upper Agua Fria

DeviceID	5745	5760	5775	5790	5805	5820
StatType	dif	dif	dif	dif	dif	dif
DataType	precip	precip	precip	precip	precip	precip
Units	in	in	in	in	in	in
1 day at	24:00:00					
02/29/92	0.00	0.00	0.00	0.00	0.00	0.00
02/28/92	0.00	0.00	0.00	0.00	0.00	0.00
02/27/92	0.00	0.00	0.00	0.00	0.00	0.00
02/26/92	0.00	0.00	0.00	0.00	0.00	0.00
02/25/92	0.00	0.00	0.00	0.00	0.00	0.00
02/24/92	0.00	0.00	0.00	0.00	0.00	0.00
02/23/92	0.00	0.00	0.00	0.00	0.00	0.00
02/22/92	0.00	0.00	0.00	0.00	0.00	0.00
02/21/92	0.00	0.00	0.00	0.00	0.00	0.00
02/20/92	0.00	0.00	0.00	0.00	0.00	0.00
02/19/92	0.00	0.00	0.00	0.00	0.00	0.00
02/18/92	0.00	0.00	0.00	0.00	0.00	0.00
02/17/92	0.00	0.00	0.04	0.00	0.00	0.00
02/16/92	0.16	0.08	0.04	0.08	0.08	0.16
02/15/92	0.04	0.04	0.04	0.12	0.08	0.08
02/14/92	0.00	0.00	0.00	0.00	0.00	0.24
02/13/92	0.51	0.31	0.04	1.06	0.79	0.63
02/12/92	0.00	0.04	0.04	0.12	0.08	0.12
02/11/92	0.28	0.24	0.04	0.04	0.04	0.00
02/10/92	0.35	0.47	0.00	0.31	0.28	0.00
02/09/92	0.00	0.00	0.00	0.00	0.00	0.04
02/08/92	0.12	0.04	0.00	0.16	0.00	0.08
02/07/92	1.18	0.83	0.83	1.06	0.94	0.59
02/06/92	0.00	0.00	0.00	0.00	0.00	0.00
02/05/92	0.00	0.00	0.00	0.00	0.00	0.00
02/04/92	0.00	0.00	0.00	0.00	0.00	0.00
02/03/92	0.00	0.00	0.00	0.00	0.00	0.00
02/02/92	0.00	0.00	0.00	0.00	0.00	0.00
02/01/92	0.00	0.00	0.00	0.00	0.00	0.00
TOTALS:	2.64	2.05	1.06	2.95	2.28	1.93

Group Name
AF5: Upper Agua Fria

DeviceID	5745	5760	5775	5790	5805	5820
StatType	dif	dif	dif	dif	dif	dif
DataType	precip	precip	precip	precip	precip	precip
Units	in	in	in	in	in	in
1 day at	24:00:00					
03/31/92	0.00	0.00	0.12	0.04	0.04	0.08
03/30/92	0.04	0.08	0.04	0.16	0.00	0.00
03/29/92	0.12	0.04	0.04	0.00	0.00	0.71
03/28/92	0.20	0.00	0.00	0.04	0.04	0.00
03/27/92	0.39	0.31	0.59	0.31	0.47	0.28
03/26/92	0.00	0.00	0.00	0.00	0.00	0.00
03/25/92	0.00	0.00	0.00	0.00	0.00	0.00
03/24/92	0.00	0.04	0.00	0.00	0.00	0.04
03/23/92	0.00	0.00	0.04	0.16	0.04	0.08
03/22/92	0.00	0.08	0.00	0.00	0.04	0.04
03/21/92	0.43	0.24	0.20	0.16	0.67	0.08
03/20/92	0.00	0.00	0.00	0.00	0.00	0.00
03/19/92	0.00	0.00	0.00	0.00	0.00	0.00
03/18/92	0.00	0.00	0.00	0.00	0.00	0.00
03/17/92	0.00	0.00	0.00	0.00	0.00	0.00
03/16/92	0.00	0.00	0.00	0.12	0.00	0.00
03/15/92	0.00	0.00	0.00	0.00	0.00	0.00
03/14/92	0.00	0.00	0.00	0.00	0.00	0.00
03/13/92	0.00	0.00	0.00	0.00	0.00	0.00
03/12/92	0.00	0.00	0.00	0.00	0.00	0.00
03/11/92	0.00	0.00	0.00	0.00	0.00	0.00
03/10/92	0.00	0.00	0.00	0.00	0.00	0.00
03/09/92	0.51	0.55	0.20	0.47	0.24	0.51
03/08/92	0.75	0.47	0.31	0.31	0.59	0.24
03/07/92	0.28	0.31	0.43	0.31	0.24	0.20
03/06/92	0.00	0.00	0.00	0.00	0.00	0.00
03/05/92	0.00	0.00	0.00	0.00	0.00	0.00
03/04/92	0.00	0.00	0.04	0.12	0.04	0.12
03/03/92	0.08	0.24	0.08	0.12	0.08	0.04
03/02/92	0.39	0.47	0.51	0.31	0.59	0.39
03/01/92	0.00	0.00	0.00	0.00	0.00	0.00
TOTALS:	3.19	2.83	2.60	2.64	3.07	2.80

Group Name
AF5: Upper Agua Fria

DeviceID	5745	5760	5775	5790	5805	5820
StatType	dif	dif	dif	dif	dif	dif
DataType	precip	precip	precip	precip	precip	precip
Units	in	in	in	in	in	in
1 day at 24:00:00						
04/30/92	0.00	0.00	0.00	0.00	0.00	0.00
04/29/92	0.00	0.00	0.00	0.00	0.00	0.00
04/28/92	0.00	0.00	0.00	0.00	0.00	0.00
04/27/92	0.00	0.00	0.00	0.00	0.00	0.00
04/26/92	0.00	0.00	0.00	0.00	0.00	0.00
04/25/92	0.00	0.00	0.00	0.00	0.00	0.00
04/24/92	0.00	0.00	0.00	0.00	0.00	0.00
04/23/92	0.00	0.00	0.00	0.00	0.00	0.00
04/22/92	0.00	0.00	0.00	0.00	0.00	0.00
04/21/92	0.00	0.00	0.00	0.00	0.00	0.00
04/20/92	0.00	0.00	0.00	0.00	0.00	0.00
04/19/92	0.00	0.00	0.00	0.00	0.00	0.00
04/18/92	0.00	0.00	0.00	0.00	0.00	0.00
04/17/92	0.00	0.00	0.00	0.00	0.00	0.00
04/16/92	0.00	0.00	0.00	0.00	0.00	0.00
04/15/92	0.00	0.00	0.00	0.00	0.00	0.00
04/14/92	0.00	0.00	0.00	0.00	0.00	0.00
04/13/92	0.00	0.00	0.00	0.00	0.00	0.00
04/12/92	0.00	0.00	0.00	0.00	0.00	0.00
04/11/92	0.00	0.00	0.00	0.00	0.00	0.00
04/10/92	0.00	0.00	0.00	0.00	0.00	0.00
04/09/92	0.00	0.00	0.00	0.00	0.00	0.00
04/08/92	0.00	0.00	0.00	0.00	0.00	0.00
04/07/92	0.00	0.00	0.00	0.00	0.00	0.00
04/06/92	0.00	0.00	0.00	0.00	0.00	0.00
04/05/92	0.00	0.00	0.00	0.00	0.00	0.00
04/04/92	0.00	0.08	0.00	0.16	0.04	0.00
04/03/92	0.00	0.00	0.00	0.00	0.00	0.00
04/02/92	0.12	0.08	0.16	0.04	0.12	0.00
04/01/92	0.04	0.08	0.12	0.35	0.24	0.00
TOTALS:	0.16	0.24	0.28	0.55	0.39	0.00

Group Name
AF5: Upper Agua Fria

DeviceID	5745	5760	5775	5790	5805	5820
StatType	dif	dif	dif	dif	dif	dif
DataType	precip	precip	precip	precip	precip	precip
Units	in	in	in	in	in	in
1 day at 24:00:00						
05/31/92	0.00	0.00	0.00	0.00	0.00	0.00
05/30/92	0.20	0.24	0.59	0.12	0.16	0.98
05/29/92	0.00	0.08	0.08	0.35	0.75	0.08
05/28/92	0.00	0.00	0.00	0.67	0.00	0.00
05/27/92	0.00	0.00	0.00	0.00	0.12	0.00
05/26/92	0.00	0.00	0.00	0.00	0.39	0.28
05/25/92	0.00	0.00	0.08	0.08	0.08	0.00
05/24/92	0.00	0.00	0.00	0.00	0.00	0.12
05/23/92	0.12	0.00	0.04	0.04	0.00	0.00
05/22/92	0.00	0.00	0.00	0.00	0.12	0.04
05/21/92	0.04	0.04	0.12	0.00	0.00	0.00
05/20/92	0.16	0.51	0.20	0.59	0.24	0.35
05/19/92	0.00	0.00	0.00	0.00	0.00	0.00
05/18/92	0.00	0.00	0.00	0.00	0.00	0.00
05/17/92	0.00	0.00	0.00	0.00	0.00	0.00
05/16/92	0.00	0.00	0.00	0.00	0.00	0.00
05/15/92	0.00	0.00	0.00	0.00	0.00	0.00
05/14/92	0.00	0.00	0.00	0.00	0.00	0.04
05/13/92	0.00	0.00	0.00	0.00	0.00	0.00
05/12/92	0.00	0.00	0.00	0.00	0.00	0.00
05/11/92	0.00	0.00	0.00	0.00	0.00	0.00
05/10/92	0.12	0.12	0.08	0.00	0.00	0.00
05/09/92	0.04	0.31	0.08	0.71	0.51	0.04
05/08/92	0.00	0.00	0.00	0.00	0.00	0.00
05/07/92	0.00	0.00	0.00	0.00	0.00	0.00
05/06/92	0.00	0.00	0.00	0.04	0.08	0.00
05/05/92	0.31	0.51	0.51	0.28	0.79	0.35
05/04/92	0.00	0.00	0.04	0.00	0.24	0.00
05/03/92	0.00	0.00	0.00	0.00	0.00	0.00
05/02/92	0.00	0.00	0.00	0.00	0.00	0.00
05/01/92	0.00	0.00	0.00	0.00	0.00	0.00
TOTALS:	0.98	1.81	1.81	2.87	3.46	2.28

Group Name
AF5: Upper Agua Fria

DeviceID	5745	5760	5775	5790	5805	5820
StatType	dif	dif	dif	dif	dif	dif
DataType	precip	precip	precip	precip	precip	precip
Units	in	in	in	in	in	in
1 day at 24:00:00						
06/30/92	0.00	0.00	0.00	0.00	0.00	0.00
06/29/92	0.00	0.00	0.00	0.00	0.00	0.00
06/28/92	0.00	0.00	0.00	0.00	0.00	0.00
06/27/92	0.00	0.00	0.00	0.00	0.00	0.00
06/26/92	0.00	0.00	0.00	0.00	0.00	0.00
06/25/92	0.00	0.00	0.00	0.00	0.00	0.00
06/24/92	0.00	0.00	0.00	0.16	0.00	0.00
06/23/92	0.00	0.00	0.00	0.00	0.00	0.00
06/22/92	0.00	0.00	0.00	0.00	0.00	0.00
06/21/92	0.00	0.00	0.00	0.00	0.00	0.00
06/20/92	0.00	0.00	0.00	0.00	0.00	0.00
06/19/92	0.00	0.00	0.00	0.00	0.00	0.00
06/18/92	0.00	0.00	0.00	0.00	0.00	0.00
06/17/92	0.00	0.00	0.00	0.00	0.00	0.00
06/16/92	0.00	0.00	0.00	0.00	0.00	0.00
06/15/92	0.00	0.00	0.00	0.00	0.00	0.00
06/14/92	0.00	0.00	0.00	0.00	0.00	0.00
06/13/92	0.00	0.00	0.00	0.00	0.00	0.00
06/12/92	0.00	0.00	0.00	0.00	0.00	0.00
06/11/92	0.00	0.00	0.00	0.00	0.00	0.00
06/10/92	0.00	0.00	0.00	0.00	0.00	0.00
06/09/92	0.00	0.00	0.00	0.00	0.00	0.00
06/08/92	0.00	0.00	0.16	0.12	0.28	0.16
06/07/92	0.00	0.00	0.00	0.00	0.00	0.00
06/06/92	0.00	0.00	0.00	0.00	0.00	0.00
06/05/92	0.00	0.00	0.00	0.00	0.00	0.00
06/04/92	0.00	0.00	0.00	0.00	0.00	0.00
06/03/92	0.00	0.00	0.00	0.00	0.00	0.00
06/02/92	0.00	0.24	0.00	0.04	0.00	0.00
06/01/92	0.00	0.08	0.00	0.20	0.04	0.00
TOTALS:	0.00	0.31	0.16	0.51	0.31	0.20

Group Name
AF5: Upper Agua Fria

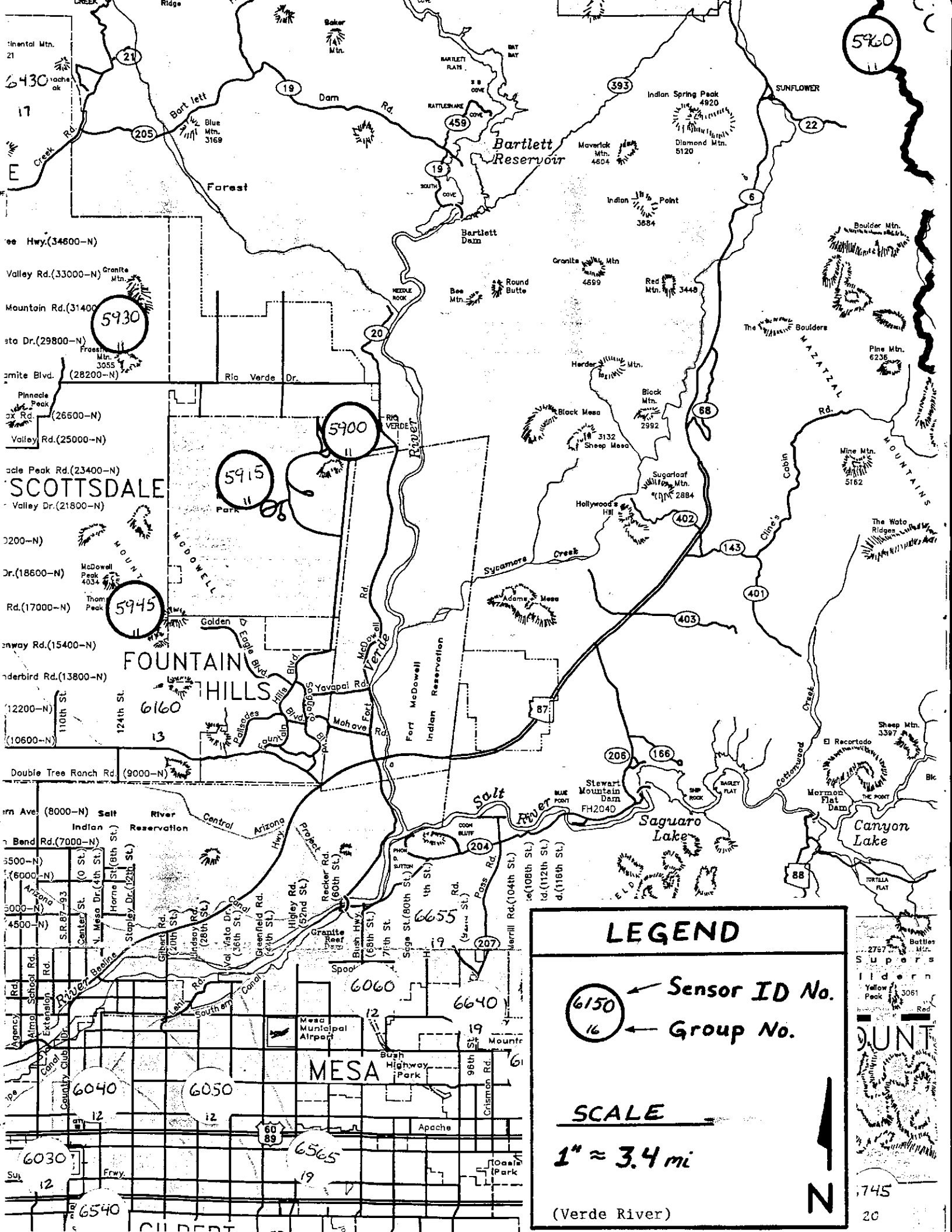
DeviceID	5745	5760	5775	5790	5805	5820
StatType	dif	dif	dif	dif	dif	dif
DataType	precip	precip	precip	precip	precip	precip
Units	in	in	in	in	in	in
1 day at 24:00:00						
07/31/92	0.28	0.00	0.00	0.20	0.00	0.00
07/30/92	0.00	0.00	0.00	0.00	0.00	0.00
07/29/92	0.00	0.00	0.00	0.00	0.00	0.00
07/28/92	0.00	0.00	0.00	0.39	0.00	0.12
07/27/92	0.00	0.00	0.00	0.00	0.00	0.00
07/26/92	0.00	0.00	0.04	0.00	0.00	0.00
07/25/92	0.00	0.59	0.28	0.24	0.00	0.04
07/24/92	0.16	0.20	0.31	0.59	0.04	0.04
07/23/92	0.00	0.00	0.00	0.00	0.00	0.00
07/22/92	0.00	0.00	0.00	0.00	0.00	0.00
07/21/92	0.00	0.00	0.00	0.00	0.00	0.00
07/20/92	0.00	0.00	0.00	0.00	0.00	0.00
07/19/92	0.00	0.00	0.00	0.00	0.00	0.00
07/18/92	0.00	0.00	0.00	0.00	0.00	0.00
07/17/92	0.00	0.00	0.00	0.00	0.00	0.00
07/16/92	0.00	0.00	0.00	0.00	0.00	0.00
07/15/92	0.00	0.00	0.00	0.00	0.00	0.00
07/14/92	0.00	0.00	0.00	0.00	0.00	0.00
07/13/92	0.00	0.00	0.00	0.00	0.00	0.00
07/12/92	0.00	0.00	0.00	0.04	0.00	0.00
07/11/92	0.12	0.12	0.00	0.04	0.47	0.24
07/10/92	0.35	0.28	0.16	0.00	0.00	0.08
07/09/92	0.00	0.04	0.00	0.04	0.12	0.00
07/08/92	0.00	0.00	0.00	0.00	0.00	0.00
07/07/92	0.04	0.04	0.04	0.08	0.00	0.00
07/06/92	0.00	0.00	0.00	0.00	0.00	0.00
07/05/92	0.00	0.00	0.00	0.00	0.00	0.00
07/04/92	0.00	0.00	0.00	0.00	0.00	0.00
07/03/92	0.00	0.00	0.00	0.00	0.00	0.00
07/02/92	0.00	0.00	0.00	0.00	0.00	0.00
07/01/92	0.00	0.00	0.00	0.00	0.00	0.00
TOTALS:	0.94	1.26	0.83	1.61	0.63	0.51

Group Name
AF5: Upper Agua Fria

DeviceID	5745	5760	5775	5790	5805	5820
StatType	dif	dif	dif	dif	dif	dif
DataType	precip	precip	precip	precip	precip	precip
Units	in	in	in	in	in	in
1 day at 24:00:00						
08/31/92	0.00	0.00	0.00	0.00	0.04	0.04
08/30/92	0.28	0.28	0.04	0.08	0.12	0.43
08/29/92	0.00	0.00	0.00	0.00	0.00	0.00
08/28/92	0.00	0.00	0.00	0.00	0.00	0.00
08/27/92	0.00	0.00	0.00	0.00	0.00	0.00
08/26/92	0.00	0.00	0.00	0.00	0.00	0.00
08/25/92	0.00	0.00	0.00	0.00	0.00	0.12
08/24/92	0.00	0.00	0.00	0.00	0.16	0.00
08/23/92	1.14	1.42	1.85	0.98	3.15	0.59
08/22/92	1.97	1.38	1.14	1.26	2.05	2.28
08/21/92	0.04	0.00	0.00	0.00	0.00	0.08
08/20/92	0.00	0.00	0.12	0.04	0.55	0.39
08/19/92	0.00	1.10	0.04	0.12	2.83	0.04
08/18/92	0.00	0.24	0.00	0.00	0.00	0.00
08/17/92	0.00	0.12	0.00	0.00	0.87	0.63
08/16/92	0.00	0.00	0.00	0.00	0.55	0.00
08/15/92	1.34	0.00	0.08	0.00	0.00	0.00
08/14/92	0.00	0.00	0.00	0.00	0.00	0.00
08/13/92	0.00	0.00	0.00	0.00	0.00	0.00
08/12/92	0.00	0.00	0.08	0.00	0.43	0.00
08/11/92	0.00	0.00	0.00	0.00	0.00	0.00
08/10/92	0.00	0.00	0.00	0.00	0.00	0.00
08/09/92	0.00	0.00	0.00	0.00	0.12	0.00
08/08/92	0.00	0.00	0.00	0.35	0.00	0.04
08/07/92	0.00	0.00	0.00	0.00	0.00	0.00
08/06/92	0.04	0.00	0.31	0.08	0.31	0.00
08/05/92	0.91	0.83	0.24	0.47	0.47	0.55
08/04/92	0.00	0.00	0.00	0.00	0.00	0.00
08/03/92	0.00	0.00	0.00	0.00	0.16	0.00
08/02/92	0.00	0.00	0.00	0.00	0.00	0.00
08/01/92	0.00	0.00	0.00	0.00	0.00	0.00
TOTALS:	5.71	5.35	3.90	3.39	11.81	5.20

Group Name
AF5: Upper Agua Fria

DeviceID	5745	5760	5775	5790	5805	5820
StatType	dif	dif	dif	dif	dif	dif
DataType	precip	precip	precip	precip	precip	precip
Units	in	in	in	in	in	in
1 day at 24:00:00						
09/30/92	0.00	0.00	0.00	0.00	0.00	0.00
09/29/92	0.00	0.00	0.00	0.00	0.00	0.00
09/28/92	0.00	0.00	0.00	0.00	0.00	0.00
09/27/92	0.00	0.00	0.00	0.00	0.00	0.00
09/26/92	0.00	0.00	0.00	0.00	0.00	0.00
09/25/92	0.00	0.00	0.00	0.00	0.00	0.00
09/24/92	0.00	0.00	0.00	0.00	0.00	0.00
09/23/92	0.00	0.00	0.00	0.00	0.00	0.00
09/22/92	0.00	0.00	0.00	0.00	0.00	0.00
09/21/92	0.00	0.00	0.00	0.00	0.00	0.00
09/20/92	0.04	0.00	0.00	0.00	0.00	0.00
09/19/92	0.00	0.00	0.00	0.00	0.00	0.00
09/18/92	0.04	0.00	0.00	0.00	0.00	0.00
09/17/92	0.00	0.00	0.00	0.00	0.00	0.00
09/16/92	0.00	0.00	0.00	0.00	0.00	0.00
09/15/92	0.00	0.00	0.00	0.00	0.00	0.08
09/14/92	0.00	0.00	0.00	0.00	0.00	0.24
09/13/92	0.00	0.00	0.00	0.00	0.00	0.00
09/12/92	0.00	0.00	0.00	0.00	0.00	0.00
09/11/92	0.00	0.00	0.00	0.00	0.00	0.00
09/10/92	0.04	0.00	0.00	0.00	0.00	0.00
09/09/92	0.00	0.00	0.00	0.00	0.00	0.00
09/08/92	0.00	0.00	0.00	0.00	0.00	0.00
09/07/92	0.00	0.00	0.00	0.00	0.00	0.00
09/06/92	0.00	0.00	0.00	0.00	0.00	0.00
09/05/92	0.00	0.00	0.00	0.00	0.00	0.00
09/04/92	0.00	0.00	0.00	0.00	0.00	0.00
09/03/92	0.00	0.00	0.00	0.00	0.00	0.00
09/02/92	0.00	0.00	0.00	0.00	0.00	0.00
09/01/92	0.00	0.00	0.00	0.00	0.00	0.00
TOTALS:	0.12	0.00	0.00	0.00	0.00	0.31



LEGEND

6150
16

← Sensor ID No.

← Group No.

SCALE

1" ≈ 3.4 mi

(Verde River)

N

Battles Mtn. 2767
Supers Mtn. 3081
Yellow Peak 3061
Red Mt. 3440
MOUNTAINS
TORTILLA FLAT
745
20

Group Name
Kawadi Verde River

DeviceID	5900	5915	5930	5945	5960
StatType	dif	dif	dif	dif	dif
DataType	precip	precip	precip	precip	precip
Units	in	in	in	in	in
1 day at 24:00:00					
10/31/91	0.00	0.00	0.00	0.00	0.00
10/30/91	0.00	0.00	0.00	0.00	0.00
10/29/91	0.00	0.00	0.00	0.00	0.00
10/28/91	0.00	0.00	0.00	0.00	0.00
10/27/91	0.87	0.43	0.51	0.67	0.71
10/26/91	0.00	0.00	0.00	0.00	0.00
10/25/91	0.00	0.00	0.00	0.00	0.00
10/24/91	0.00	0.00	0.00	0.00	0.00
10/23/91	0.00	0.00	0.00	0.00	0.20
10/22/91	0.00	0.00	0.00	0.00	0.08
10/21/91	0.00	0.00	0.00	0.00	0.04
10/20/91	0.00	0.00	0.00	0.00	0.00
10/19/91	0.00	0.00	0.00	0.00	0.00
10/18/91	0.00	0.00	0.00	0.00	0.00
10/17/91	0.00	0.00	0.00	0.00	0.00
10/16/91	0.00	0.00	0.00	0.00	0.00
10/15/91	0.00	0.00	0.00	0.00	0.00
10/14/91	0.00	0.00	0.00	0.00	0.00
10/13/91	0.00	0.00	0.00	0.00	0.00
10/12/91	0.00	0.00	0.00	0.00	0.00
10/11/91	0.00	0.00	0.00	0.00	0.00
10/10/91	0.00	0.00	0.00	0.00	0.00
10/09/91	0.00	0.00	0.00	0.00	0.00
10/08/91	0.00	0.00	0.00	0.00	0.00
10/07/91	0.00	0.00	0.00	0.00	0.00
10/06/91	0.00	0.00	0.00	0.00	0.00
10/05/91	0.00	0.00	0.00	0.00	0.00
10/04/91	0.00	0.00	0.00	0.00	0.00
10/03/91	0.00	0.00	0.00	0.00	0.00
10/02/91	0.00	0.00	0.00	0.00	0.00
10/01/91	0.00	0.00	0.00	0.00	0.00
TOTALS:	0.87	0.43	0.51	0.67	1.02

Group Name
Verde River

DeviceID	5900	5915	5930	5945	5960
StatType	dif	dif	dif	dif	dif
DataType	precip	precip	precip	precip	precip
Units	in	in	in	in	in
1 day at 24:00:00					
11/30/91	0.98	1.02	0.94	0.87	0.00
11/29/91	0.00	0.00	0.00	0.00	0.00
11/28/91	0.00	0.00	0.00	0.00	0.00
11/27/91	0.00	0.00	0.00	0.00	0.00
11/26/91	0.00	0.00	0.00	0.00	0.00
11/25/91	0.00	0.00	0.00	0.00	0.00
11/24/91	0.00	0.00	0.00	0.00	0.00
11/23/91	0.00	0.00	0.00	0.00	0.00
11/22/91	0.00	0.00	0.00	0.00	0.00
11/21/91	0.00	0.00	0.00	0.00	0.00
11/20/91	0.00	0.00	0.00	0.00	0.00
11/19/91	0.00	0.00	0.00	0.00	0.04
11/18/91	0.04	0.00	0.04	0.00	0.00
11/17/91	0.00	0.00	0.00	0.00	0.16
11/16/91	0.00	0.00	0.00	0.00	0.16
11/15/91	0.04	0.04	0.04	0.04	0.04
11/14/91	0.08	0.16	0.39	0.08	0.28
11/13/91	0.00	0.00	0.00	0.00	0.00
11/12/91	0.00	0.00	0.00	0.00	0.00
11/11/91	0.00	0.00	0.00	0.00	0.00
11/10/91	0.47	0.31	0.08	0.28	0.91
11/09/91	0.00	0.00	0.00	0.00	0.00
11/08/91	0.00	0.00	0.00	0.00	0.00
11/07/91	0.00	0.00	0.00	0.00	0.00
11/06/91	0.00	0.00	0.00	0.00	0.00
11/05/91	0.00	0.00	0.00	0.00	0.00
11/04/91	0.00	0.00	0.00	0.00	0.00
11/03/91	0.00	0.00	0.00	0.00	0.00
11/02/91	0.00	0.00	0.00	0.00	0.00
11/01/91	0.00	0.00	0.00	0.00	0.00
TOTALS:	1.61	1.54	1.50	1.26	1.57

Group Name
Verde River

DeviceID	5900	5915	5930	5945	5960
StatType	dif	dif	dif	dif	dif
DataType	precip	precip	precip	precip	precip
Units	in	in	in	in	in
1 day at 24:00:00					
12/31/91	0.00	0.04	0.00	0.00	0.51
12/30/91	0.12	0.28	0.24	0.16	0.04
12/29/91	0.00	0.00	0.00	0.00	0.04
12/28/91	0.00	0.00	0.00	0.00	0.00
12/27/91	0.00	0.00	0.00	0.00	0.00
12/26/91	0.00	0.00	0.00	0.00	0.00
12/25/91	0.00	0.00	0.00	0.00	0.24
12/24/91	0.00	0.00	0.00	0.00	0.20
12/23/91	0.00	0.00	0.00	0.00	0.12
12/22/91	0.12	0.08	0.08	0.08	0.04
12/21/91	0.00	0.00	0.04	0.00	0.35
12/20/91	0.00	0.00	0.00	0.00	0.08
12/19/91	0.51	0.87	0.67	0.67	0.31
12/18/91	0.35	0.39	0.47	0.47	0.83
12/17/91	0.00	0.00	0.00	0.00	0.00
12/16/91	0.00	0.00	0.00	0.00	0.00
12/15/91	0.00	0.00	0.00	0.00	0.00
12/14/91	0.00	0.00	0.00	0.00	0.00
12/13/91	0.00	0.00	0.04	0.00	0.00
12/12/91	0.00	0.00	0.00	0.00	0.31
12/11/91	0.04	0.00	0.12	0.28	0.55
12/10/91	0.31	0.83	0.24	0.20	0.43
12/09/91	0.00	0.00	0.00	0.00	0.00
12/08/91	0.00	0.00	0.00	0.00	0.00
12/07/91	0.00	0.00	0.00	0.00	0.00
12/06/91	0.00	0.00	0.00	0.00	0.00
12/05/91	0.00	0.00	0.00	0.00	0.00
12/04/91	0.00	0.00	0.00	0.00	0.04
12/03/91	0.00	0.00	0.00	0.00	0.00
12/02/91	0.00	0.00	0.00	0.00	0.00
12/01/91	0.00	0.00	0.00	0.00	0.12
TOTALS:	1.46	2.48	1.89	1.85	4.21

Group Name
Verde River

DeviceID	5900	5915	5930	5945	5960
StatType	dif	dif	dif	dif	dif
DataType	precip	precip	precip	precip	precip
Units	in	in	in	in	in
1 day at 24:00:00					
01/31/92	0.00	0.00	0.00	0.00	0.00
01/30/92	0.00	0.00	0.00	0.00	0.00
01/29/92	0.00	0.00	0.00	0.00	0.00
01/28/92	0.00	0.00	0.00	0.00	0.00
01/27/92	0.00	0.00	0.00	0.00	0.00
01/26/92	0.00	0.00	0.00	0.00	0.00
01/25/92	0.00	0.00	0.00	0.00	0.00
01/24/92	0.00	0.00	0.00	0.00	0.00
01/23/92	0.00	0.00	0.00	0.00	0.00
01/22/92	0.00	0.00	0.00	0.00	0.00
01/21/92	0.00	0.00	0.00	0.00	0.00
01/20/92	0.04	0.00	0.00	0.00	0.24
01/19/92	0.00	0.00	0.00	0.00	0.00
01/18/92	0.00	0.00	0.00	0.00	0.00
01/17/92	0.00	0.00	0.00	0.00	0.00
01/16/92	0.00	0.00	0.00	0.00	0.00
01/15/92	0.00	0.00	0.00	0.00	0.00
01/14/92	0.00	0.00	0.00	0.00	0.00
01/13/92	0.00	0.00	0.16	0.00	0.00
01/12/92	0.31	0.35	0.04	0.04	0.00
01/11/92	0.12	0.28	0.43	0.43	0.00
01/10/92	0.00	0.00	0.00	0.00	0.00
01/09/92	0.00	0.00	0.00	0.00	0.00
01/08/92	0.00	0.00	0.00	0.00	0.12
01/07/92	0.04	0.00	0.00	0.00	0.00
01/06/92	0.59	0.71	0.59	0.47	0.28
01/05/92	0.00	0.00	0.04	0.00	0.55
01/04/92	0.12	0.12	0.16	0.08	0.39
01/03/92	0.28	0.35	0.28	0.35	0.04
01/02/92	0.00	0.00	0.00	0.00	0.00
01/01/92	0.00	0.00	0.00	0.00	0.00
TOTALS:	1.50	1.81	1.69	1.38	1.61

Group Name
Verde River

DeviceID	5900	5915	5930	5945	5960
StatType	dif	dif	dif	dif	dif
DataType	precip	precip	precip	precip	precip
Units	in	in	in	in	in
1 day at 24:00:00					
02/29/92	0.00	0.00	0.00	0.00	0.00
02/28/92	0.00	0.00	0.00	0.00	0.00
02/27/92	0.00	0.00	0.00	0.00	0.00
02/26/92	0.00	0.00	0.00	0.00	0.00
02/25/92	0.00	0.00	0.00	0.00	0.00
02/24/92	0.00	0.00	0.00	0.00	0.00
02/23/92	0.00	0.00	0.00	0.00	0.00
02/22/92	0.00	0.00	0.00	0.00	0.00
02/21/92	0.00	0.00	0.00	0.04	0.00
02/20/92	0.00	0.00	0.00	0.00	0.00
02/19/92	0.00	0.00	0.00	0.00	0.00
02/18/92	0.00	0.00	0.00	0.00	0.00
02/17/92	0.00	0.00	0.00	0.00	0.20
02/16/92	0.00	0.16	0.12	0.04	0.00
02/15/92	0.00	0.00	0.08	0.00	0.00
02/14/92	0.08	0.04	0.00	0.00	0.00
02/13/92	0.39	0.83	0.47	0.55	0.91
02/12/92	0.00	0.00	0.04	0.04	0.08
02/11/92	0.12	0.08	0.12	0.08	0.51
02/10/92	0.24	0.16	0.24	0.20	0.55
02/09/92	0.00	0.00	0.00	0.00	0.04
02/08/92	0.04	0.20	0.08	0.16	0.16
02/07/92	0.35	0.43	0.47	0.39	0.91
02/06/92	0.00	0.00	0.00	0.00	0.00
02/05/92	0.00	0.00	0.00	0.00	0.00
02/04/92	0.00	0.00	0.00	0.00	0.00
02/03/92	0.00	0.00	0.00	0.00	0.00
02/02/92	0.00	0.00	0.00	0.00	0.00
02/01/92	0.00	0.00	0.00	0.00	0.00
TOTALS:	1.22	1.89	1.61	1.50	3.35

Group Name
Verde River

DeviceID	5900	5915	5930	5945	5960
StatType	dif	dif	dif	dif	dif
DataType	precip	precip	precip	precip	precip
Units	in	in	in	in	in
1 day at 24:00:00					
03/31/92	0.12	0.16	0.12	0.39	0.63
03/30/92	0.08	0.08	0.08	0.16	0.08
03/29/92	0.00	0.04	0.00	0.16	0.16
03/28/92	0.55	0.79	0.00	0.71	0.75
03/27/92	0.59	0.71	0.63	0.79	0.83
03/26/92	0.00	0.00	0.00	0.00	0.00
03/25/92	0.00	0.00	0.00	0.00	0.00
03/24/92	0.00	0.00	0.00	0.00	0.00
03/23/92	0.00	0.00	0.00	0.00	0.00
03/22/92	0.00	0.00	0.00	0.00	0.00
03/21/92	0.12	0.08	0.00	0.12	0.28
03/20/92	0.00	0.00	0.00	0.00	0.00
03/19/92	0.00	0.00	0.00	0.00	0.00
03/18/92	0.00	0.00	0.00	0.00	0.00
03/17/92	0.00	0.35	0.16	0.00	0.00
03/16/92	0.00	0.00	0.00	0.00	0.00
03/15/92	0.00	0.00	0.00	0.00	0.00
03/14/92	0.00	0.00	0.00	0.00	0.00
03/13/92	0.00	0.00	0.00	0.00	0.00
03/12/92	0.00	0.00	0.00	0.00	0.00
03/11/92	0.04	0.00	0.00	0.00	0.00
03/10/92	0.12	0.00	0.00	0.00	0.12
03/09/92	0.39	0.51	0.39	0.55	0.31
03/08/92	0.59	0.39	0.31	0.39	0.00
03/07/92	0.08	0.08	0.12	0.00	0.31
03/06/92	0.00	0.00	0.00	0.00	0.00
03/05/92	0.20	0.00	0.00	0.00	0.12
03/04/92	0.12	0.47	0.16	0.12	0.91
03/03/92	0.28	0.28	0.31	0.39	0.16
03/02/92	0.51	0.59	0.55	0.43	0.75
03/01/92	0.00	0.00	0.00	0.00	0.00
TOTALS:	3.78	4.53	2.83	4.21	5.39

Group Name
Verde River

DeviceID	5900	5915	5930	5945	5960
StatType	dif	dif	dif	dif	dif
DataType	precip	precip	precip	precip	precip
Units	in	in	in	in	in
1 day at 24:00:00					
04/30/92	0.00	0.00	0.00	0.00	0.00
04/29/92	0.00	0.00	0.00	0.00	0.00
04/28/92	0.00	0.00	0.00	0.00	0.00
04/27/92	0.00	0.00	0.00	0.00	0.00
04/26/92	0.00	0.00	0.00	0.00	0.00
04/25/92	0.00	0.00	0.00	0.00	0.00
04/24/92	0.00	0.00	0.00	0.00	0.00
04/23/92	0.00	0.00	0.00	0.00	0.00
04/22/92	0.00	0.00	0.00	0.00	0.00
04/21/92	0.00	0.00	0.00	0.00	0.00
04/20/92	0.00	0.00	0.00	0.00	0.00
04/19/92	0.00	0.00	0.00	0.00	0.00
04/18/92	0.00	0.00	0.00	0.00	0.00
04/17/92	0.00	0.00	0.00	0.00	0.00
04/16/92	0.00	0.00	0.00	0.00	0.16
04/15/92	0.00	0.00	0.00	0.00	0.00
04/14/92	0.00	0.00	0.00	0.00	0.00
04/13/92	0.00	0.00	0.00	0.00	0.00
04/12/92	0.00	0.00	0.00	0.00	0.00
04/11/92	0.00	0.00	0.00	0.00	0.00
04/10/92	0.00	0.00	0.00	0.00	0.00
04/09/92	0.00	0.00	0.00	0.00	0.00
04/08/92	0.00	0.00	0.00	0.00	0.00
04/07/92	0.00	0.00	0.00	0.00	0.00
04/06/92	0.00	0.00	0.00	0.00	0.00
04/05/92	0.00	0.00	0.00	0.00	0.00
04/04/92	0.00	0.00	0.00	0.00	0.00
04/03/92	0.00	0.00	0.00	0.00	0.00
04/02/92	0.04	0.04	0.04	0.04	0.28
04/01/92	0.67	0.79	0.91	0.51	0.35
TOTALS:	0.71	0.83	0.94	0.55	0.79

Group Name
Verde River

DeviceID	5900	5915	5930	5945	5960
StatType	dif	dif	dif	dif	dif
DataType	precip	precip	precip	precip	precip
Units	in	in	in	in	in
1 day at 24:00:00					
05/31/92	0.00	0.00	0.00	0.00	0.04
05/30/92	0.04	0.00	0.04	0.00	0.31
05/29/92	0.00	0.00	0.00	0.00	0.04
05/28/92	0.00	0.00	0.00	0.12	0.12
05/27/92	0.00	0.00	0.12	0.00	0.04
05/26/92	0.00	0.04	0.00	0.00	0.00
05/25/92	0.16	0.04	0.16	0.04	0.12
05/24/92	0.00	0.00	0.00	0.00	0.04
05/23/92	0.47	0.47	0.63	0.43	0.51
05/22/92	0.04	0.04	0.00	0.00	0.39
05/21/92	0.35	0.24	0.24	0.00	0.47
05/20/92	0.35	0.20	0.16	0.20	0.75
05/19/92	0.00	0.00	0.04	0.04	0.08
05/18/92	0.00	0.00	0.00	0.00	0.00
05/17/92	0.00	0.00	0.00	0.00	0.00
05/16/92	0.00	0.00	0.00	0.00	0.00
05/15/92	0.00	0.00	0.00	0.00	0.00
05/14/92	0.00	0.00	0.00	0.00	0.00
05/13/92	0.00	0.00	0.00	0.00	0.00
05/12/92	0.00	0.00	0.00	0.00	0.00
05/11/92	0.00	0.00	0.00	0.00	0.00
05/10/92	0.12	0.12	0.16	0.04	0.28
05/09/92	0.08	0.04	0.08	0.04	0.16
05/08/92	0.00	0.00	0.00	0.00	0.04
05/07/92	0.00	0.00	0.00	0.00	0.00
05/06/92	0.08	0.00	0.04	0.00	0.20
05/05/92	0.08	0.04	0.08	0.08	0.28
05/04/92	0.00	0.00	0.00	0.00	0.04
05/03/92	0.00	0.08	0.00	0.00	0.08
05/02/92	0.00	0.00	0.00	0.00	0.00
05/01/92	0.00	0.00	0.00	0.00	0.00
TOTALS:	1.77	1.30	1.73	0.98	3.98

Group Name
Verde River

DeviceID	5900	5915	5930	5945	5960
StatType	dif	dif	dif	dif	dif
DataType	precip	precip	precip	precip	precip
Units	in	in	in	in	in
1 day at 24:00:00					
06/30/92	0.00	0.00	0.00	0.00	0.00
06/29/92	0.00	0.00	0.00	0.00	0.00
06/28/92	0.00	0.00	0.00	0.00	0.00
06/27/92	0.00	0.00	0.00	0.00	0.00
06/26/92	0.00	0.00	0.00	0.00	0.00
06/25/92	0.00	0.00	0.00	0.00	0.00
06/24/92	0.00	0.00	0.00	0.00	0.00
06/23/92	0.00	0.00	0.00	0.00	0.00
06/22/92	0.00	0.00	0.00	0.00	0.00
06/21/92	0.00	0.00	0.00	0.00	0.00
06/20/92	0.00	0.00	0.00	0.00	0.00
06/19/92	0.00	0.00	0.00	0.00	0.00
06/18/92	0.00	0.00	0.00	0.00	0.00
06/17/92	0.00	0.00	0.00	0.00	0.00
06/16/92	0.00	0.00	0.00	0.00	0.00
06/15/92	0.00	0.00	0.00	0.00	0.00
06/14/92	0.00	0.00	0.00	0.00	0.00
06/13/92	0.00	0.00	0.00	0.00	0.00
06/12/92	0.00	0.00	0.00	0.00	0.00
06/11/92	0.00	0.00	0.00	0.00	0.00
06/10/92	0.00	0.00	0.00	0.00	0.00
06/09/92	0.00	0.00	0.00	0.00	0.00
06/08/92	0.00	0.00	0.00	0.00	0.00
06/07/92	0.00	0.00	0.00	0.00	0.00
06/06/92	0.00	0.00	0.00	0.00	0.00
06/05/92	0.00	0.00	0.00	0.00	0.00
06/04/92	0.00	0.00	0.00	0.00	0.00
06/03/92	0.08	0.00	0.00	0.04	0.08
06/02/92	0.00	0.00	0.04	0.00	0.04
06/01/92	0.00	0.00	0.00	0.00	0.08
TOTALS:	0.08	0.00	0.04	0.04	0.20

Group Name
Verde River

DeviceID	5900	5915	5930	5945	5960
StatType	dif	dif	dif	dif	dif
DataType	precip	precip	precip	precip	precip
Units	in	in	in	in	in
1 day at 24:00:00					
07/31/92	0.00	0.00	0.00	0.04	0.00
07/30/92	0.00	0.00	0.00	0.04	0.16
07/29/92	0.00	0.00	0.00	0.00	0.00
07/28/92	0.00	0.00	0.00	0.00	0.04
07/27/92	0.00	0.00	0.00	0.00	0.00
07/26/92	0.00	0.00	0.00	0.00	0.04
07/25/92	0.00	0.00	0.00	0.00	0.04
07/24/92	1.06	0.59	1.61	1.14	1.26
07/23/92	0.59	0.00	0.12	0.00	0.00
07/22/92	0.00	0.00	0.00	0.00	0.00
07/21/92	0.00	0.00	0.00	0.00	0.00
07/20/92	0.00	0.00	0.00	0.00	0.00
07/19/92	0.00	0.00	0.00	0.00	0.00
07/18/92	0.00	0.00	0.00	0.00	0.00
07/17/92	0.00	0.00	0.00	0.00	0.00
07/16/92	0.00	0.00	0.00	0.00	0.00
07/15/92	0.00	0.00	0.00	0.00	0.00
07/14/92	0.00	0.00	0.00	0.00	0.00
07/13/92	0.00	0.00	0.00	0.00	0.00
07/12/92	0.00	0.00	0.00	0.00	0.00
07/11/92	0.12	0.08	0.04	0.12	0.08
07/10/92	0.00	0.00	0.00	0.00	1.54
07/09/92	0.00	0.00	0.00	0.00	0.83
07/08/92	0.00	0.00	0.00	0.00	0.00
07/07/92	0.00	0.00	0.00	0.00	0.00
07/06/92	0.00	0.00	0.00	0.00	0.00
07/05/92	0.00	0.00	0.00	0.00	0.00
07/04/92	0.00	0.00	0.00	0.00	0.00
07/03/92	0.00	0.00	0.00	0.00	0.00
07/02/92	0.00	0.00	0.00	0.00	0.00
07/01/92	0.00	0.00	0.00	0.00	0.00
TOTALS:	1.77	0.67	1.77	1.34	3.98

Group Name
Verde River

DeviceID	5900	5915	5930	5945	5960
StatType	dif	dif	dif	dif	dif
DataType	precip	precip	precip	precip	precip
Units	in	in	in	in	in
1 day at 24:00:00					
08/31/92	0.00	0.00	0.00	0.00	0.00
08/30/92	0.00	0.00	0.00	0.00	0.00
08/29/92	0.00	0.00	0.00	0.00	0.00
08/28/92	0.00	0.00	0.00	0.00	0.00
08/27/92	0.00	0.00	0.00	0.00	0.00
08/26/92	0.00	0.00	0.00	0.00	0.00
08/25/92	0.00	0.00	0.00	0.00	0.00
08/24/92	0.04	0.00	0.00	0.00	0.16
08/23/92	0.43	0.43	0.87	0.51	3.35
08/22/92	1.22	1.06	1.89	2.99	2.20
08/21/92	0.00	0.00	0.04	0.00	0.00
08/20/92	0.00	0.00	0.00	0.00	0.00
08/19/92	0.00	0.00	0.04	0.20	0.00
08/18/92	0.00	0.00	0.00	0.00	0.04
08/17/92	0.08	0.12	0.24	0.04	0.00
08/16/92	0.00	0.00	0.00	0.00	0.00
08/15/92	0.00	0.00	0.00	0.00	0.16
08/14/92	0.00	0.00	0.00	0.00	0.00
08/13/92	0.00	0.00	0.00	0.00	0.00
08/12/92	0.00	0.00	0.00	0.00	0.08
08/11/92	0.04	0.04	0.00	0.00	0.20
08/10/92	0.00	0.00	0.00	0.00	0.00
08/09/92	0.00	0.00	0.00	0.00	0.00
08/08/92	0.00	0.00	0.00	0.00	0.24
08/07/92	0.00	0.00	0.28	0.00	0.04
08/06/92	0.79	0.75	2.32	0.35	0.08
08/05/92	0.08	0.12	0.20	0.12	0.00
08/04/92	0.00	0.00	0.00	0.00	0.00
08/03/92	0.00	0.00	0.00	0.00	0.00
08/02/92	0.00	0.00	0.00	0.00	0.00
08/01/92	0.00	0.00	0.00	0.00	0.04
TOTALS:	2.68	2.52	5.87	4.21	6.57

Group Name
Verde River

DeviceID	5900	5915	5930	5945	5960
StatType	dif	dif	dif	dif	dif
DataType	precip	precip	precip	precip	precip
Units	in	in	in	in	in
1 day at 24:00:00					
09/30/92	0.00	0.00	0.00	0.00	0.00
09/29/92	0.00	0.00	0.00	0.00	0.00
09/28/92	0.00	0.00	0.00	0.00	0.00
09/27/92	0.00	0.00	0.00	0.00	0.00
09/26/92	0.00	0.00	0.00	0.00	0.00
09/25/92	0.00	0.00	0.00	0.00	0.00
09/24/92	0.00	0.00	0.00	0.00	0.00
09/23/92	0.00	0.00	0.00	0.00	0.00
09/22/92	0.00	0.00	0.00	0.00	0.00
09/21/92	0.00	0.00	0.00	0.00	0.00
09/20/92	0.04	0.04	0.04	0.04	0.12
09/19/92	0.20	0.20	0.00	0.31	0.31
09/18/92	0.00	0.00	0.00	0.00	0.00
09/17/92	0.00	0.00	0.00	0.00	0.00
09/16/92	0.00	0.00	0.00	0.00	0.00
09/15/92	0.00	0.00	0.00	0.00	0.00
09/14/92	0.00	0.00	0.00	0.00	0.00
09/13/92	0.00	0.00	0.00	0.00	0.04
09/12/92	0.00	0.00	0.00	0.00	0.00
09/11/92	0.00	0.00	0.00	0.00	0.00
09/10/92	0.00	0.00	0.00	0.00	0.00
09/09/92	0.00	0.00	0.00	0.00	0.00
09/08/92	0.00	0.00	0.00	0.00	0.00
09/07/92	0.00	0.00	0.00	0.00	0.00
09/06/92	0.00	0.00	0.00	0.00	0.00
09/05/92	0.00	0.00	0.00	0.00	0.00
09/04/92	0.00	0.00	0.00	0.00	0.00
09/03/92	0.00	0.00	0.00	0.00	0.00
09/02/92	0.00	0.00	0.00	0.00	0.00
09/01/92	0.00	0.00	0.00	0.00	0.00
TOTALS:	0.24	0.24	0.04	0.35	0.47

LEGEND

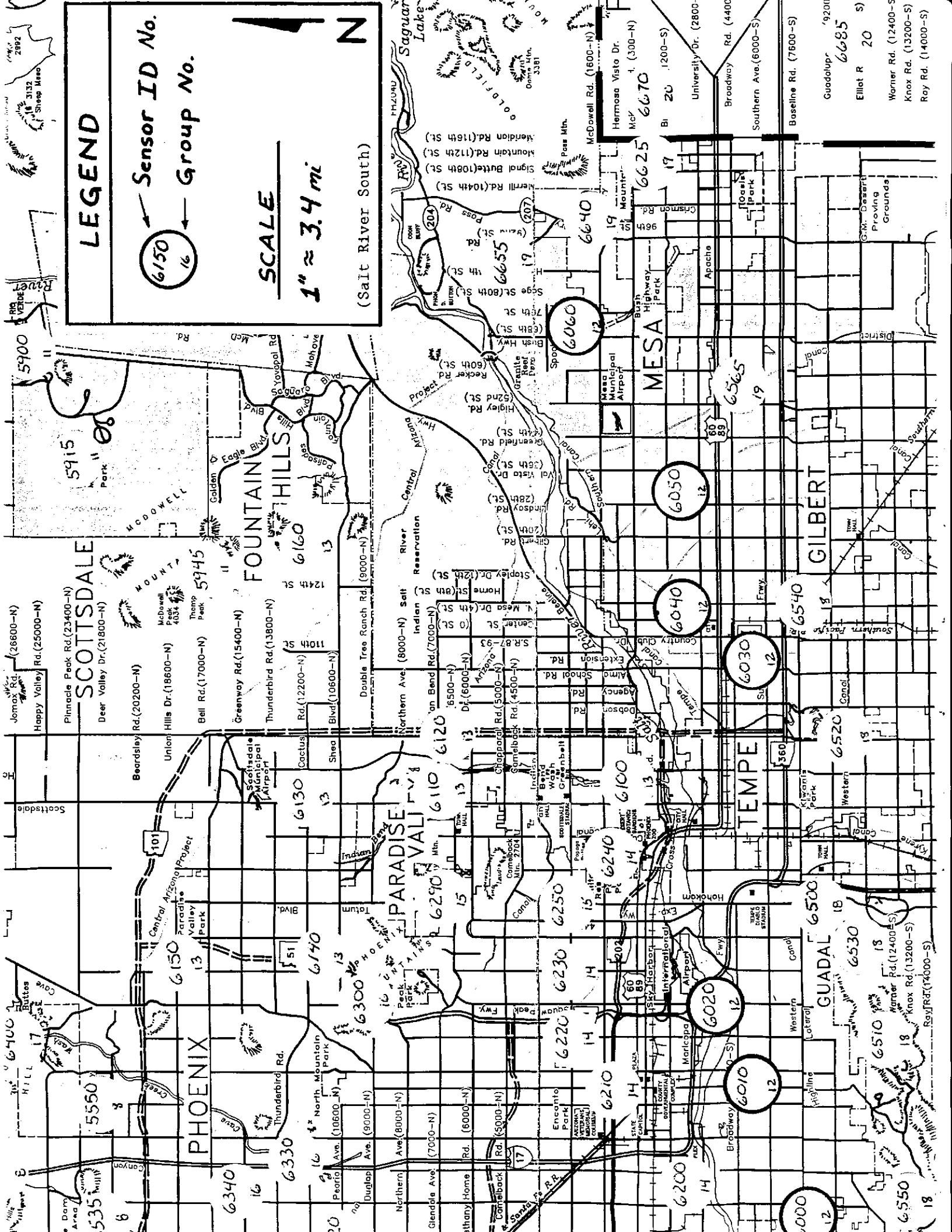
Sensor ID No.
 Group No.



SCALE

1" ≈ 3.4 mi

(Salt River South)



Group Name
CCS1: Salt R. South

DeviceID	6000	6010	6020	6030	6040	6050	6060
StatType	dif	dif	dif	dif	dif	dif	dif
DataType	precip	precip	precip	precip	precip	precip	precip
Units	in	in	in	in	in	in	in
1 day at 24:00:00							
10/31/91	0.00	0.00	0.00	0.00	0.00	0.00	0.00
10/30/91	0.00	0.00	0.00	0.00	0.00	0.00	0.00
10/29/91	0.00	0.00	0.00	0.00	0.00	0.00	0.00
10/28/91	0.00	0.00	0.00	0.00	0.00	0.00	0.00
10/27/91	1.18	0.87	1.18	1.38	1.10	0.98	1.46
10/26/91	0.00	0.00	0.00	0.00	0.00	0.00	0.00
10/25/91	0.00	0.00	0.00	0.00	0.00	0.00	0.00
10/24/91	0.00	0.00	0.00	0.00	0.00	0.00	0.00
10/23/91	0.00	0.00	0.00	0.00	0.00	0.00	0.00
10/22/91	0.00	0.00	0.00	0.00	0.00	0.00	0.00
10/21/91	0.00	0.00	0.00	0.00	0.00	0.00	0.00
10/20/91	0.00	0.00	0.00	0.00	0.00	0.00	0.00
10/19/91	0.00	0.00	0.00	0.00	0.00	0.00	0.00
10/18/91	0.00	0.00	0.00	0.00	0.00	0.00	0.00
10/17/91	0.00	0.00	0.00	0.00	0.00	0.00	0.00
10/16/91	0.00	0.00	0.00	0.00	0.00	0.00	0.00
10/15/91	0.00	0.00	0.00	0.00	0.00	0.00	0.00
10/14/91	0.00	0.00	0.00	0.00	0.00	0.00	0.00
10/13/91	0.00	0.00	0.00	0.00	0.00	0.00	0.00
10/12/91	0.00	0.00	0.00	0.00	0.00	0.00	0.00
10/11/91	0.00	0.00	0.00	0.00	0.00	0.00	0.00
10/10/91	0.00	0.00	0.00	0.00	0.00	0.00	0.00
10/09/91	0.00	0.00	0.00	0.00	0.00	0.00	0.00
10/08/91	0.00	0.00	0.00	0.00	0.00	0.00	0.00
10/07/91	0.00	0.00	0.00	0.00	0.00	0.00	0.00
10/06/91	0.00	0.00	0.00	0.00	0.00	0.00	0.00
10/05/91	0.00	0.00	0.00	0.00	0.00	0.00	0.00
10/04/91	0.00	0.00	0.00	0.00	0.00	0.00	0.00
10/03/91	0.00	0.00	0.00	0.00	0.00	0.00	0.00
10/02/91	0.00	0.00	0.00	0.00	0.00	0.00	0.00
10/01/91	0.00	0.00	0.00	0.00	0.00	0.00	0.00
TOTALS:	1.18	0.87	1.18	1.38	1.10	0.98	1.46

Group Name
CCS1: Salt R. South

DeviceID	6000	6010	6020	6030	6040	6050	6060
StatType	dif	dif	dif	dif	dif	dif	dif
DataType	precip	precip	precip	precip	precip	precip	precip
Units	in	in	in	in	in	in	in
1 day at 24:00:00							
11/30/91	0.35	0.31	0.31	0.51	0.43	0.51	0.94
11/29/91	0.04	0.00	0.00	0.00	0.00	0.00	0.00
11/28/91	0.00	0.00	0.00	0.00	0.00	0.00	0.00
11/27/91	0.00	0.00	0.00	0.00	0.00	0.00	0.00
11/26/91	0.00	0.00	0.00	0.00	0.00	0.00	0.00
11/25/91	0.00	0.00	0.00	0.00	0.00	0.00	0.00
11/24/91	0.00	0.00	0.00	0.00	0.00	0.00	0.00
11/23/91	0.00	0.00	0.00	0.00	0.00	0.00	0.00
11/22/91	0.00	0.00	0.00	0.00	0.00	0.00	0.00
11/21/91	0.00	0.00	0.00	0.00	0.00	0.00	0.00
11/20/91	0.00	0.00	0.00	0.00	0.00	0.00	0.00
11/19/91	0.00	0.00	0.00	0.00	0.00	0.00	0.00
11/18/91	0.00	0.00	0.00	0.00	0.00	0.00	0.00
11/17/91	0.00	0.00	0.00	0.00	0.00	0.00	0.00
11/16/91	0.00	0.00	0.00	0.00	0.00	0.00	0.00
11/15/91	0.04	0.00	0.08	0.04	0.00	0.00	0.00
11/14/91	0.04	0.35	0.16	0.00	0.04	0.04	0.04
11/13/91	0.00	0.00	0.00	0.00	0.00	0.00	0.00
11/12/91	0.00	0.00	0.00	0.00	0.00	0.00	0.00
11/11/91	0.08	0.08	0.00	0.00	0.00	0.00	0.00
11/10/91	0.20	0.79	0.31	0.35	0.24	0.20	0.00
11/09/91	0.00	0.00	0.00	0.00	0.00	0.00	0.00
11/08/91	0.00	0.00	0.00	0.00	0.00	0.00	0.00
11/07/91	0.00	0.00	0.00	0.00	0.00	0.00	0.00
11/06/91	0.00	0.00	0.00	0.00	0.00	0.00	0.00
11/05/91	0.00	0.00	0.00	0.00	0.00	0.00	0.00
11/04/91	0.00	0.00	0.00	0.00	0.00	0.00	0.00
11/03/91	0.00	0.00	0.00	0.00	0.00	0.00	0.00
11/02/91	0.00	0.00	0.00	0.00	0.00	0.00	0.00
11/01/91	0.00	0.00	0.00	0.00	0.00	0.00	0.00
TOTALS:	0.75	1.54	0.87	0.91	0.71	0.75	0.98

Group Name CCS1: Salt R. South

DeviceID	6000	6010	6020	6030	6040	6050	6060
StatType	dif	dif	dif	dif	dif	dif	dif
DataType	precip	precip	precip	precip	precip	precip	precip
Units	in	in	in	in	in	in	in
1 day at 24:00:00							
12/31/91	0.00	0.00	0.00	0.00	0.00	0.00	0.00
12/30/91	0.12	0.00	0.00	0.08	0.04	0.04	0.20
12/29/91	0.00	0.00	0.00	0.00	0.00	0.00	0.00
12/28/91	0.00	0.00	0.00	0.00	0.00	0.04	0.00
12/27/91	0.00	0.00	0.00	0.00	0.00	0.00	0.00
12/26/91	0.00	0.00	0.00	0.00	0.00	0.00	0.00
12/25/91	0.00	0.00	0.00	0.00	0.00	0.00	0.00
12/24/91	0.00	0.00	0.00	0.00	0.00	0.00	0.00
12/23/91	0.00	0.00	0.04	0.00	0.00	0.00	0.00
12/22/91	0.00	0.00	0.00	0.00	0.00	0.00	0.00
12/21/91	0.00	0.00	0.00	0.00	0.00	0.00	0.00
12/20/91	0.00	0.00	0.04	0.04	0.04	0.04	0.00
12/19/91	0.67	0.55	0.39	0.51	0.75	0.47	0.55
12/18/91	0.51	0.47	0.43	0.67	0.51	0.47	0.43
12/17/91	0.00	0.00	0.00	0.00	0.00	0.00	0.00
12/16/91	0.00	0.00	0.00	0.00	0.00	0.00	0.00
12/15/91	0.00	0.00	0.00	0.00	0.00	0.00	0.00
12/14/91	0.00	0.00	0.00	0.00	0.00	0.00	0.00
12/13/91	0.00	0.00	0.00	0.00	0.00	0.00	0.00
12/12/91	0.00	0.00	0.00	0.00	0.00	0.00	0.00
12/11/91	0.00	0.00	0.00	0.12	0.12	0.35	0.24
12/10/91	0.31	0.47	0.47	0.20	0.16	0.24	0.20
12/09/91	0.00	0.00	0.00	0.00	0.00	0.00	0.00
12/08/91	0.00	0.00	0.00	0.00	0.00	0.00	0.00
12/07/91	0.00	0.00	0.00	0.00	0.00	0.00	0.00
12/06/91	0.00	0.00	0.00	0.00	0.00	0.00	0.00
12/05/91	0.00	0.00	0.00	0.00	0.00	0.00	0.00
12/04/91	0.00	0.00	0.00	0.00	0.00	0.00	0.00
12/03/91	0.00	0.00	0.00	0.00	0.00	0.00	0.00
12/02/91	0.00	0.00	0.00	0.00	0.00	0.00	0.00
12/01/91	0.00	0.00	0.00	0.00	0.00	0.00	0.00
TOTALS:	1.61	1.50	1.38	1.61	1.61	1.65	1.61

Group Name CCS1: Salt R. South

DeviceID	6000	6010	6020	6030	6040	6050	6060
StatType	dif	dif	dif	dif	dif	dif	dif
DataType	precip	precip	precip	precip	precip	precip	precip
Units	in	in	in	in	in	in	in
1 day at 24:00:00							
01/31/92	0.00	0.00	0.00	0.00	0.00	0.00	0.00
01/30/92	0.00	0.00	0.00	0.00	0.00	0.00	0.00
01/29/92	0.00	0.00	0.00	0.00	0.00	0.00	0.00
01/28/92	0.00	0.00	0.00	0.00	0.00	0.00	0.00
01/27/92	0.00	0.00	0.00	0.00	0.00	0.00	0.00
01/26/92	0.00	0.00	0.00	0.00	0.00	0.00	0.00
01/25/92	0.00	0.00	0.00	0.00	0.00	0.00	0.00
01/24/92	0.00	_____	0.00	_____	0.00	0.00	0.00
01/23/92	_____	_____	0.00	_____	_____	_____	0.00
01/22/92	_____	_____	0.00	_____	_____	_____	0.00
01/21/92	_____	_____	0.00	_____	_____	_____	0.00
01/20/92	_____	_____	0.00	_____	_____	_____	0.16
01/19/92	_____	_____	0.00	_____	_____	_____	0.00
01/18/92	_____	_____	0.00	_____	_____	_____	0.00
01/17/92	_____	_____	0.00	_____	_____	_____	0.00
01/16/92	_____	_____	0.00	_____	_____	_____	0.00
01/15/92	_____	_____	0.00	_____	_____	_____	0.00
01/14/92	_____	_____	0.00	_____	_____	_____	0.00
01/13/92	0.00	0.00	0.00	_____	0.00	0.00	0.00
01/12/92	0.28	0.28	0.24	0.39	0.47	0.39	0.55
01/11/92	0.04	0.04	0.12	0.00	0.00	0.00	0.00
01/10/92	0.00	0.00	0.00	0.00	0.00	0.00	0.00
01/09/92	0.00	0.00	0.00	0.00	0.00	0.00	0.00
01/08/92	0.00	0.00	0.00	0.00	0.00	0.00	0.00
01/07/92	0.00	0.00	0.00	0.00	0.00	0.00	0.00
01/06/92	0.35	0.67	0.63	0.51	0.51	0.75	0.83
01/05/92	0.04	0.04	0.04	0.00	0.04	0.00	0.08
01/04/92	0.04	0.04	0.00	0.04	0.04	0.04	0.12
01/03/92	0.24	0.47	0.39	0.47	0.43	0.47	0.28
01/02/92	0.00	0.00	0.00	0.00	0.00	0.00	0.00
01/01/92	0.00	0.00	0.00	0.00	0.00	0.00	0.00
TOTALS:	0.98	1.54	1.42	1.42	1.50	1.65	2.01

Group Name
CCS1: Salt R. South

DeviceID	6000	6010	6020	6030	6040	6050	6060
StatType	dif	dif	dif	dif	dif	dif	dif
DataType	precip	precip	precip	precip	precip	precip	precip
Units	in	in	in	in	in	in	in
1 day at 24:00:00							
02/29/92	0.00	0.00	0.00	0.00	0.00	0.00	0.00
02/28/92	0.00	0.00	0.00	0.00	0.00	0.00	0.00
02/27/92	0.00	0.00	0.00	0.00	0.00	0.00	0.00
02/26/92	0.00	0.00	0.00	0.00	0.00	0.00	0.00
02/25/92	0.00	0.00	0.00	0.00	0.00	0.00	0.00
02/24/92	0.00	0.00	0.00	0.00	0.00	0.00	0.00
02/23/92	0.00	0.00	0.00	0.00	0.00	0.00	0.00
02/22/92	0.00	0.00	0.00	0.00	0.00	0.00	0.00
02/21/92	0.00	0.00	0.00	0.00	0.00	0.00	0.00
02/20/92	0.00	0.00	0.00	0.00	0.00	0.00	0.00
02/19/92	0.00	0.00	0.00	0.00	0.00	0.00	0.00
02/18/92	0.00	0.00	0.00	0.00	0.00	0.00	0.00
02/17/92	0.00	0.00	0.00	0.00	0.00	0.00	0.00
02/16/92	0.00	0.04	0.00	0.04	0.04	0.04	0.04
02/15/92	0.04	0.00	0.00	0.00	0.00	0.00	0.00
02/14/92	0.00	0.00	0.00	0.00	0.00	0.00	0.00
02/13/92	0.16	0.28	0.20	0.47	0.39	0.47	0.51
02/12/92	0.04	0.00	0.04	0.00	0.00	0.00	0.00
02/11/92	0.00	0.16	0.08	0.12	0.16	0.24	0.24
02/10/92	0.08	0.12	0.16	0.20	0.08	0.24	0.31
02/09/92	0.00	0.00	0.00	0.00	0.00	0.00	0.00
02/08/92	0.08	0.00	0.00	0.28	0.12	0.04	0.04
02/07/92	0.35	0.35	0.28	0.51	0.51	0.51	0.51
02/06/92	0.00	0.00	0.00	0.00	0.00	0.00	0.00
02/05/92	0.00	0.00	0.00	0.00	0.00	0.00	0.00
02/04/92	0.00	0.00	0.00	0.00	0.00	0.00	0.00
02/03/92	0.00	0.00	0.00	0.00	0.00	0.00	0.00
02/02/92	0.00	0.00	0.00	0.00	0.00	0.00	0.00
02/01/92	0.00	0.00	0.00	0.00	0.00	0.00	0.00
TOTALS:	0.75	0.94	0.75	1.61	1.30	1.54	1.65

Group Name
CCS1: Salt R. South

DeviceID	6000	6010	6020	6030	6040	6050	6060
StatType	dif	dif	dif	dif	dif	dif	dif
DataType	precip	precip	precip	precip	precip	precip	precip
Units	in	in	in	in	in	in	in
1 day at 24:00:00							
03/31/92	0.00	0.00	0.00	0.35	0.04	0.04	0.00
03/30/92	0.04	0.28	0.04	0.00	0.00	0.04	0.00
03/29/92	0.04	0.00	0.00	0.00	0.04	0.00	0.00
03/28/92	0.00	0.04	0.12	0.08	0.08	0.04	0.16
03/27/92	0.63	0.55	0.47	1.06	0.35	1.02	1.02
03/26/92	0.00	0.00	0.00	0.00	0.00	0.00	0.00
03/25/92	0.00	0.00	0.00	0.00	0.00	0.00	0.00
03/24/92	0.00	0.00	0.00	0.00	0.00	0.00	0.00
03/23/92	0.00	0.00	0.00	0.00	0.00	0.00	0.00
03/22/92	0.00	0.00	0.00	0.00	0.00	0.00	0.00
03/21/92	0.00	0.00	0.08	0.20	0.08	0.20	0.35
03/20/92	0.00	0.00	0.00	0.00	0.00	0.00	0.00
03/19/92	0.00	0.00	0.00	0.00	0.00	0.00	0.00
03/18/92	0.00	0.00	0.00	0.00	0.00	0.00	0.00
03/17/92	0.00	0.00	0.00	0.00	0.00	0.00	0.00
03/16/92	0.00	0.00	0.00	0.00	0.00	0.00	0.00
03/15/92	0.00	0.00	0.00	0.00	0.00	0.00	0.00
03/14/92	0.00	0.00	0.00	0.00	0.00	0.00	0.00
03/13/92	0.00	0.00	0.00	0.00	0.00	0.00	0.00
03/12/92	0.00	0.00	0.00	0.00	0.00	0.00	0.00
03/11/92	0.00	0.00	0.00	0.00	0.00	0.00	0.00
03/10/92	0.00	0.00	0.00	0.00	0.00	0.00	0.00
03/09/92	0.39	0.47	0.43	0.59	0.51	0.51	0.51
03/08/92	0.28	0.39	0.28	0.91	0.47	0.67	0.67
03/07/92	0.00	0.12	0.04	0.00	0.00	0.00	0.00
03/06/92	0.00	0.00	0.00	0.00	0.00	0.00	0.00
03/05/92	0.00	0.00	0.00	0.00	0.00	0.00	0.00
03/04/92	0.00	0.00	0.00	0.12	0.08	0.08	0.04
03/03/92	0.16	0.24	0.28	0.31	0.28	0.28	0.16
03/02/92	0.28	0.31	0.28	0.28	0.20	0.31	0.39
03/01/92	0.00	0.00	0.00	0.00	0.00	0.00	0.00
TOTALS:	1.81	2.40	2.01	3.90	2.13	3.19	3.31

Group Name
CCS1: Salt R. South

DeviceID	6000	6010	6020	6030	6040	6050	6060
StatType	dif	dif	dif	dif	dif	dif	dif
DataType	precip	precip	precip	precip	precip	precip	precip
Units	in	in	in	in	in	in	in
1 day at 24:00:00							
04/30/92	0.00	0.00	0.00	0.00	0.00	0.00	0.00
04/29/92	0.00	0.00	0.00	0.00	0.00	0.00	0.00
04/28/92	0.00	0.00	0.00	0.00	0.00	0.00	0.00
04/27/92	0.00	0.00	0.00	0.00	0.00	0.00	0.00
04/26/92	0.00	0.00	0.00	0.00	0.00	0.00	0.00
04/25/92	0.00	0.00	0.00	0.00	0.00	0.00	0.00
04/24/92	0.00	0.00	0.00	0.00	0.00	0.00	0.00
04/23/92	0.00	0.00	0.00	0.00	0.00	0.00	0.00
04/22/92	0.00	0.00	0.00	0.00	0.00	0.00	0.00
04/21/92	0.00	0.00	0.00	0.00	0.00	0.00	0.00
04/20/92	0.00	0.00	0.00	0.00	0.00	0.00	0.00
04/19/92	0.00	0.00	0.00	0.00	0.00	0.00	0.00
04/18/92	0.00	0.00	0.00	0.00	0.00	0.00	0.00
04/17/92	0.00	0.00	0.00	0.00	0.00	0.00	0.00
04/16/92	0.00	0.00	0.00	0.00	0.00	0.00	0.00
04/15/92	0.00	0.00	0.00	0.00	0.00	0.00	0.00
04/14/92	0.00	0.00	0.00	0.00	0.00	0.00	0.00
04/13/92	0.00	0.00	0.00	0.00	0.00	0.00	0.00
04/12/92	0.00	0.00	0.00	0.00	0.00	0.00	0.00
04/11/92	0.00	0.00	0.00	0.00	0.00	0.00	0.00
04/10/92	0.00	0.00	0.00	0.00	0.00	0.00	0.00
04/09/92	0.00	0.00	0.00	0.00	0.00	0.00	0.00
04/08/92	0.00	0.00	0.00	0.00	0.00	0.00	0.00
04/07/92	0.00	0.00	0.00	0.00	0.00	0.00	0.00
04/06/92	0.00	0.00	0.00	0.00	0.00	0.00	0.00
04/05/92	0.00	0.00	0.00	0.00	0.00	0.00	0.00
04/04/92	0.00	0.00	0.00	0.00	0.00	0.00	0.00
04/03/92	0.00	0.00	0.00	0.00	0.00	0.00	0.00
04/02/92	0.04	0.04	0.04	0.00	0.47	0.00	0.04
04/01/92	0.35	0.35	0.35	0.67	0.00	0.59	0.51
TOTALS:	0.39	0.39	0.39	0.67	0.47	0.59	0.55

Group Name
CCS1: Salt R. South

DeviceID	6000	6010	6020	6030	6040	6050	6060
StatType	dif	dif	dif	dif	dif	dif	dif
DataType	precip	precip	precip	precip	precip	precip	precip
Units	in	in	in	in	in	in	in
1 day at 24:00:00							
05/31/92	0.00	0.00	0.00	0.00	0.00	0.00	0.00
05/30/92	0.00	0.00	0.00	0.00	0.00	0.00	0.00
05/29/92	0.00	0.00	0.00	0.00	0.00	0.00	0.00
05/28/92	0.00	0.00	0.00	0.00	0.00	0.00	0.00
05/27/92	0.00	0.00	0.00	0.00	0.00	0.00	0.00
05/26/92	0.00	0.00	0.00	0.00	0.00	0.00	0.00
05/25/92	0.00	0.04	0.00	0.00	0.00	0.00	0.04
05/24/92	0.00	0.00	0.00	0.00	0.00	0.00	0.00
05/23/92	0.16	0.04	0.04	0.12	0.08	0.08	0.16
05/22/92	0.00	0.00	0.00	0.00	0.00	0.00	0.00
05/21/92	0.08	0.08	0.16	0.00	0.00	0.00	0.28
05/20/92	0.31	0.35	0.35	0.04	0.00	0.04	0.24
05/19/92	0.00	0.00	0.04	0.00	0.00	0.00	0.00
05/18/92	0.00	0.00	0.00	0.00	0.00	0.00	0.00
05/17/92	0.00	0.00	0.00	0.00	0.00	0.00	0.00
05/16/92	0.00	0.00	0.00	0.00	0.00	0.00	0.00
05/15/92	0.00	0.00	0.00	0.00	0.00	0.00	0.00
05/14/92	0.00	0.00	0.00	0.00	0.00	0.00	0.00
05/13/92	0.00	0.00	0.00	0.00	0.00	0.00	0.00
05/12/92	0.00	0.00	0.00	0.00	0.00	0.00	0.00
05/11/92	0.00	0.00	0.00	0.00	0.00	0.00	0.00
05/10/92	0.00	0.00	0.00	0.00	0.00	0.00	0.00
05/09/92	0.00	0.00	0.00	0.00	0.00	0.00	0.00
05/08/92	0.00	0.00	0.00	0.00	0.00	0.00	0.04
05/07/92	0.00	0.00	0.00	0.00	0.00	0.00	0.00
05/06/92	0.00	0.00	0.00	0.08	0.00	0.00	0.00
05/05/92	0.08	0.04	0.08	0.00	0.00	0.00	0.04
05/04/92	0.00	0.00	0.00	0.00	0.00	0.00	0.00
05/03/92	0.00	0.00	0.00	0.00	0.00	0.00	0.00
05/02/92	0.00	0.00	0.00	0.00	0.00	0.00	0.00
05/01/92	0.00	0.00	0.00	0.00	0.00	0.00	0.00
TOTALS:	0.63	0.55	0.67	0.24	0.08	0.12	0.79

Group Name
CCS1: Salt R. South

DeviceID	6000	6010	6020	6030	6040	6050	6060
StatType	dif	dif	dif	dif	dif	dif	dif
DataType	precip	precip	precip	precip	precip	precip	precip
Units	in	in	in	in	in	in	in
1 day at 24:00:00							
06/30/92	0.00	0.00	0.00	0.00	0.00	0.00	0.00
06/29/92	0.00	0.00	0.00	0.00	0.00	0.00	0.00
06/28/92	0.00	0.00	0.00	0.00	0.00	0.00	0.00
06/27/92	0.00	0.00	0.00	0.00	0.00	0.00	0.00
06/26/92	0.00	0.00	0.00	0.00	0.00	0.00	0.00
06/25/92	0.00	0.00	0.00	0.00	0.00	0.00	0.00
06/24/92	0.00	0.00	0.00	0.00	0.00	0.00	0.00
06/23/92	0.00	0.00	0.00	0.00	0.00	0.00	0.00
06/22/92	0.00	0.00	0.00	0.00	0.00	0.00	0.00
06/21/92	0.00	0.00	0.00	0.00	0.00	0.00	0.00
06/20/92	0.00	0.00	0.00	0.00	0.00	0.00	0.00
06/19/92	0.00	0.00	0.00	0.00	0.00	0.00	0.00
06/18/92	0.00	0.00	0.00	0.00	0.00	0.00	0.00
06/17/92	0.00	0.00	0.00	0.00	0.00	0.00	0.00
06/16/92	0.00	0.00	0.00	0.00	0.00	0.00	0.00
06/15/92	0.00	0.00	0.00	0.00	0.00	0.00	0.00
06/14/92	0.00	0.00	0.00	0.00	0.00	0.00	0.00
06/13/92	0.00	0.00	0.00	0.00	0.00	0.00	0.00
06/12/92	0.00	0.00	0.00	0.00	0.00	0.00	0.00
06/11/92	0.00	0.00	0.00	0.00	0.00	0.00	0.00
06/10/92	0.00	0.00	0.00	0.00	0.00	0.00	0.00
06/09/92	0.00	0.00	0.00	0.00	0.00	0.00	0.00
06/08/92	0.00	0.00	0.00	0.00	0.00	0.00	0.00
06/07/92	0.04	0.00	0.00	0.00	0.00	0.00	0.00
06/06/92	0.00	0.00	0.00	0.00	0.00	0.00	0.00
06/05/92	0.00	0.00	0.00	0.00	0.00	0.00	0.00
06/04/92	0.00	0.00	0.04	0.00	0.00	0.00	0.00
06/03/92	0.00	0.00	0.00	0.00	0.00	0.00	0.00
06/02/92	0.00	0.00	0.00	0.00	0.00	0.00	0.00
06/01/92	0.00	0.00	0.00	0.00	0.00	0.00	0.00
TOTALS:	0.04	0.00	0.04	0.00	0.00	0.00	0.00

Group Name
CCS1: Salt R. South

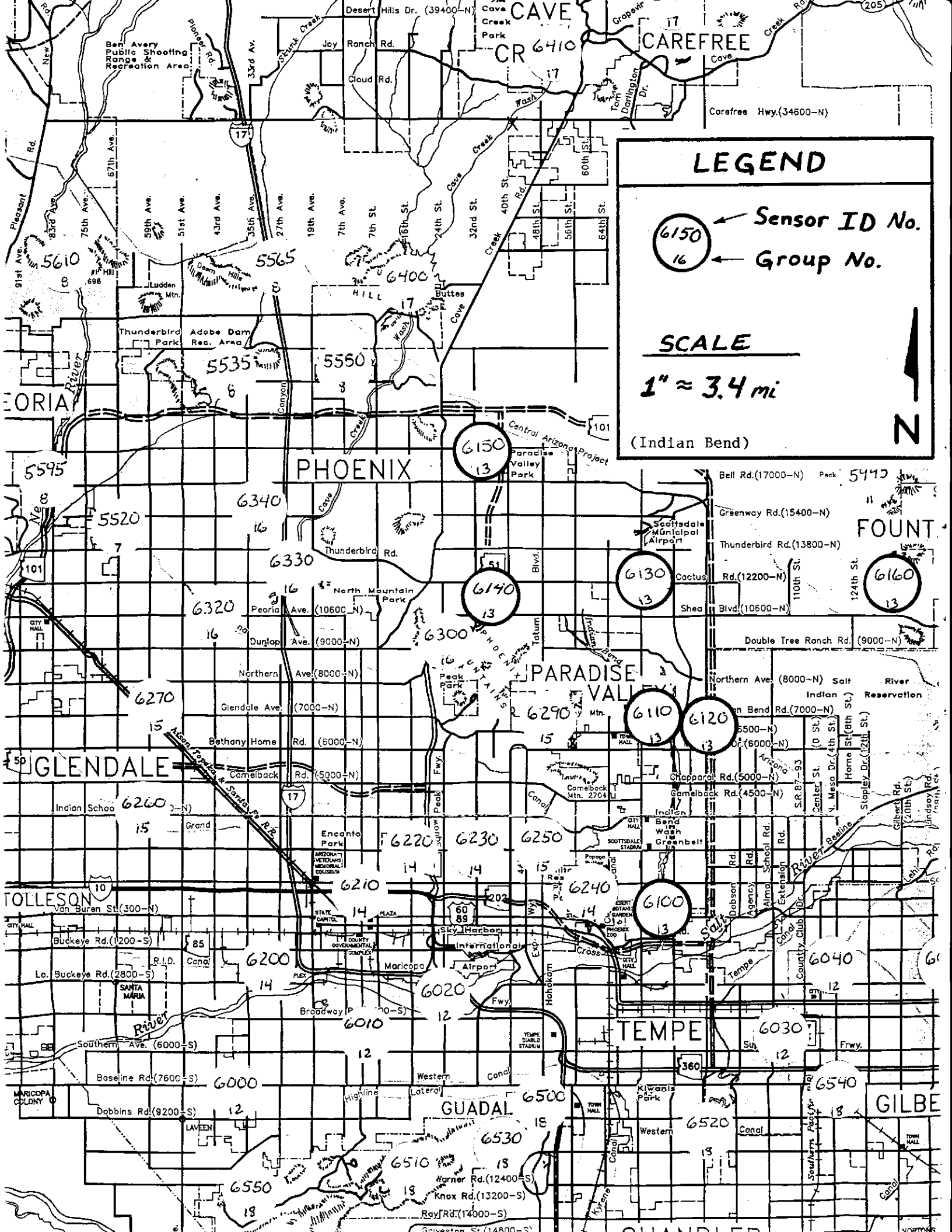
DeviceID	6000	6010	6020	6030	6040	6050	6060
StatType	dif	dif	dif	dif	dif	dif	dif
DataType	precip	precip	precip	precip	precip	precip	precip
Units	in	in	in	in	in	in	in
1 day at 24:00:00							
07/31/92	0.00	0.00	0.00	0.00	0.00	0.00	0.00
07/30/92	0.00	0.00	0.00	0.04	0.00	0.00	0.00
07/29/92	0.08	0.20	0.00	0.08	0.12	0.00	0.04
07/28/92	0.00	0.00	0.00	0.00	0.00	0.00	0.00
07/27/92	0.00	0.00	0.00	0.00	0.00	0.00	0.00
07/26/92	0.00	0.00	0.00	0.00	0.00	0.00	0.00
07/25/92	0.00	0.00	0.00	0.00	0.00	0.00	0.00
07/24/92	1.38	1.50	1.18	2.40	1.81	1.30	1.06
07/23/92	0.00	0.00	0.00	0.12	1.10	0.35	0.00
07/22/92	0.00	0.00	0.00	0.00	0.00	0.00	0.00
07/21/92	0.00	0.00	0.00	0.00	0.00	0.00	0.00
07/20/92	0.00	0.00	0.00	0.00	0.00	0.00	0.00
07/19/92	0.00	0.00	0.00	0.00	0.00	0.00	0.00
07/18/92	0.00	0.00	0.00	0.00	0.00	0.00	0.00
07/17/92	0.00	0.00	0.00	0.00	0.00	0.00	0.00
07/16/92	0.00	0.00	0.00	0.00	0.00	0.00	0.00
07/15/92	0.00	0.00	0.00	0.00	0.00	0.00	0.00
07/14/92	0.00	0.00	0.00	0.00	0.00	0.00	0.00
07/13/92	0.00	0.00	0.00	0.00	0.00	0.00	0.00
07/12/92	0.00	0.00	0.00	0.00	0.00	0.00	0.00
07/11/92	0.39	0.55	0.39	0.28	0.20	0.16	0.12
07/10/92	0.08	0.20	0.20	0.63	0.43	0.35	0.16
07/09/92	0.00	0.00	0.00	0.00	0.00	0.00	0.00
07/08/92	0.00	0.00	0.00	0.00	0.00	0.00	0.00
07/07/92	0.00	0.04	0.12	0.00	0.00	0.00	0.00
07/06/92	0.00	0.00	0.00	0.00	0.00	0.00	0.00
07/05/92	0.00	0.00	0.00	0.00	0.00	0.00	0.00
07/04/92	0.00	0.00	0.00	0.00	0.00	0.00	0.00
07/03/92	0.00	0.00	0.00	0.00	0.00	0.00	0.00
07/02/92	0.00	0.00	0.00	0.00	0.00	0.00	0.00
07/01/92	0.00	0.00	0.00	0.00	0.00	0.00	0.00
TOTALS:	1.93	2.48	1.89	3.54	3.66	2.17	1.38

Group Name
CCS1: Salt R. South

DeviceID	6000	6010	6020	6030	6040	6050	6060
StatType	dif	dif	dif	dif	dif	dif	dif
DataType	precip	precip	precip	precip	precip	precip	precip
Units	in	in	in	in	in	in	in
1 day at 24:00:00							
08/31/92	0.00	0.00	0.00	0.00	0.00	0.00	0.00
08/30/92	0.00	0.00	0.00	0.00	0.00	0.00	0.00
08/29/92	0.00	0.00	0.00	0.00	0.00	0.00	0.00
08/28/92	0.00	0.00	0.00	0.00	0.00	0.00	0.00
08/27/92	0.00	0.00	0.00	0.00	0.00	0.00	0.00
08/26/92	0.00	0.00	0.00	0.00	0.00	0.00	0.00
08/25/92	0.00	0.00	0.00	0.00	0.00	0.00	0.00
08/24/92	0.00	0.04	0.04	0.00	0.00	0.00	0.00
08/23/92	0.35	0.28	0.12	0.31	0.28	0.47	0.75
08/22/92	0.20	0.67	0.24	1.10	1.42	1.14	1.57
08/21/92	0.00	0.00	0.00	0.00	0.00	0.00	0.00
08/20/92	0.00	0.00	0.00	0.04	0.00	0.00	0.00
08/19/92	0.00	0.00	0.00	0.00	0.00	0.00	0.00
08/18/92	0.00	0.00	0.00	0.00	0.00	0.00	0.00
08/17/92	0.00	0.00	0.00	0.00	0.00	0.00	0.04
08/16/92	0.00	0.00	0.00	0.00	0.00	0.00	0.00
08/15/92	0.00	0.00	0.00	0.00	0.00	0.00	0.00
08/14/92	0.00	0.00	0.00	0.00	0.00	0.00	0.24
08/13/92	0.00	0.00	0.00	0.00	0.00	0.00	0.00
08/12/92	0.00	0.00	0.00	0.00	0.00	0.00	0.00
08/11/92	0.12	0.00	0.00	0.00	0.00	0.16	0.00
08/10/92	0.00	0.00	0.00	0.00	0.00	0.00	0.00
08/09/92	0.00	0.00	0.00	0.00	0.00	0.00	0.00
08/08/92	0.00	0.00	0.00	0.00	0.00	0.00	0.00
08/07/92	0.00	0.00	0.00	0.00	0.00	0.00	0.00
08/06/92	0.04	0.00	0.00	0.12	0.08	0.51	0.00
08/05/92	0.08	0.20	0.20	0.24	0.39	0.16	0.12
08/04/92	0.00	0.00	0.00	0.00	0.00	0.00	0.12
08/03/92	0.00	0.00	0.00	0.00	0.00	0.00	0.00
08/02/92	0.00	0.00	0.00	0.00	0.00	0.00	0.00
08/01/92	0.00	0.04	0.00	0.20	0.04	0.08	0.08
TOTALS:	0.79	1.22	0.59	2.01	2.20	2.52	2.91

Group Name
CCS1: Salt R. South

DeviceID	6000	6010	6020	6030	6040	6050	6060
StatType	dif	dif	dif	dif	dif	dif	dif
DataType	precip	precip	precip	precip	precip	precip	precip
Units	in	in	in	in	in	in	in
1 day at 24:00:00							
09/30/92	0.00	0.00	0.00	0.00	0.00	0.00	0.00
09/29/92	0.00	0.00	0.00	0.00	0.00	0.00	0.00
09/28/92	0.00	0.00	0.00	0.00	0.00	0.00	0.00
09/27/92	0.00	0.00	0.00	0.00	0.00	0.00	0.00
09/26/92	0.00	0.00	0.00	0.00	0.00	0.00	0.00
09/25/92	0.00	0.00	0.00	0.00	0.00	0.00	0.00
09/24/92	0.00	0.00	0.00	0.00	0.00	0.00	0.00
09/23/92	0.00	0.00	0.00	0.00	0.00	0.00	0.00
09/22/92	0.00	0.00	0.00	0.00	0.00	0.00	0.00
09/21/92	0.00	0.00	0.00	0.00	0.00	0.00	0.00
09/20/92	0.00	0.00	0.00	0.04	0.00	0.00	0.12
09/19/92	0.00	0.04	0.04	0.08	0.00	0.00	0.35
09/18/92	0.00	0.00	0.00	0.00	0.00	0.00	0.00
09/17/92	0.00	0.00	0.00	0.00	0.00	0.00	0.00
09/16/92	0.00	0.00	0.00	0.00	0.00	0.00	0.00
09/15/92	0.00	0.00	0.00	0.00	0.00	0.00	0.00
09/14/92	0.00	0.00	0.00	0.00	0.00	0.00	0.00
09/13/92	0.00	0.00	0.00	0.00	0.00	0.00	0.00
09/12/92	0.00	0.00	0.00	0.00	0.00	0.00	0.00
09/11/92	0.00	0.00	0.00	0.00	0.00	0.00	0.00
09/10/92	0.00	0.00	0.00	0.00	0.00	0.00	0.00
09/09/92	0.00	0.00	0.00	0.00	0.00	0.00	0.00
09/08/92	0.00	0.00	0.00	0.00	0.00	0.00	0.00
09/07/92	0.00	0.00	0.00	0.00	0.00	0.00	0.00
09/06/92	0.00	0.00	0.00	0.00	0.00	0.00	0.00
09/05/92	0.00	0.00	0.00	0.00	0.00	0.00	0.00
09/04/92	0.00	0.00	0.00	0.00	0.00	0.00	0.00
09/03/92	0.00	0.00	0.00	0.00	0.00	0.00	0.00
09/02/92	0.00	0.00	0.00	0.00	0.00	0.00	0.00
09/01/92	0.00	0.00	0.00	0.00	0.00	0.00	0.00
TOTALS:	0.00	0.04	0.04	0.12	0.00	0.00	0.47



LEGEND

6150 ← Sensor ID No.
16 ← Group No.

SCALE

1" ≈ 3.4 mi

(Indian Bend)

↑

N

Group Name
CCS2: Indian Bend

DeviceID	6100	6110	6120	6130	6140	6150	6160
StatType	dif	dif	dif	dif	dif	dif	dif
DataType	precip	precip	precip	precip	precip	precip	precip
Units	in	in	in	in	in	in	in
1 day at 24:00:00							
10/31/91	0.00	_____	0.00	0.00	0.00	0.00	0.00
10/30/91	0.00	_____	0.00	0.00	0.00	0.00	0.00
10/29/91	0.00	_____	0.00	0.00	0.00	0.00	0.00
10/28/91	0.00	_____	0.00	0.00	0.00	0.00	0.00
10/27/91	1.30	_____	0.83	0.55	0.59	0.47	0.79
10/26/91	0.00	_____	0.00	0.00	0.00	0.00	0.00
10/25/91	0.00	_____	0.00	0.00	0.00	0.00	0.00
10/24/91	0.00	_____	0.00	0.00	0.00	0.00	0.00
10/23/91	0.00	_____	0.00	0.00	0.00	0.00	0.00
10/22/91	0.00	_____	0.00	0.00	0.12	0.00	0.00
10/21/91	0.00	_____	0.00	0.00	0.00	0.00	0.00
10/20/91	0.00	_____	0.00	0.00	0.00	0.00	0.00
10/19/91	0.00	_____	0.00	0.00	0.00	0.00	0.00
10/18/91	0.00	_____	0.00	0.00	0.00	0.00	0.00
10/17/91	0.00	_____	0.00	0.00	0.00	0.00	0.00
10/16/91	0.00	_____	0.00	0.00	0.00	0.00	0.00
10/15/91	0.00	_____	0.00	0.00	0.00	0.00	0.00
10/14/91	0.00	_____	0.00	0.00	0.00	0.00	0.00
10/13/91	0.00	_____	0.00	0.00	0.00	0.00	0.00
10/12/91	0.00	_____	0.00	0.00	0.00	0.00	0.00
10/11/91	0.00	_____	0.00	0.00	0.00	0.00	0.00
10/10/91	0.00	_____	0.00	0.00	0.00	0.00	0.00
10/09/91	0.00	_____	0.00	0.00	0.00	0.00	0.00
10/08/91	0.00	_____	0.00	0.00	0.00	0.00	0.00
10/07/91	0.00	_____	0.00	0.00	0.00	0.00	0.00
10/06/91	0.00	_____	0.00	0.00	0.00	0.00	0.00
10/05/91	0.00	_____	0.00	0.00	0.00	0.00	0.00
10/04/91	0.00	_____	0.00	0.00	0.00	0.00	0.00
10/03/91	0.00	_____	0.00	0.00	0.00	0.00	0.00
10/02/91	0.00	_____	0.00	0.00	0.00	0.00	0.00
10/01/91	0.00	_____	0.00	0.00	0.00	0.00	0.00
TOTALS:	1.30	_____	0.83	0.55	0.71	0.47	0.79

Group Name
CCS2: Indian Bend

DeviceID	6100	6110	6120	6130	6140	6150	6160
StatType	dif	dif	dif	dif	dif	dif	dif
DataType	precip	precip	precip	precip	precip	precip	precip
Units	in	in	in	in	in	in	in
1 day at 24:00:00							
11/30/91	0.28	_____	0.16	0.71	0.43	0.63	0.75
11/29/91	0.00	_____	0.00	0.00	0.00	0.00	0.00
11/28/91	0.00	_____	0.00	0.00	0.00	0.00	0.00
11/27/91	0.00	_____	0.00	0.00	0.00	0.00	0.00
11/26/91	0.00	_____	0.00	0.00	0.00	0.00	0.00
11/25/91	0.00	_____	0.00	0.00	0.00	0.00	0.00
11/24/91	0.00	_____	0.00	0.00	0.00	0.00	0.00
11/23/91	0.00	_____	0.00	0.00	0.00	0.00	0.00
11/22/91	0.00	_____	0.00	0.00	0.00	0.00	0.00
11/21/91	0.00	_____	0.00	0.00	0.00	0.00	0.00
11/20/91	0.00	_____	0.00	0.00	0.00	0.00	0.00
11/19/91	0.00	_____	0.00	0.00	0.00	0.00	0.00
11/18/91	0.00	_____	0.00	0.00	0.00	0.00	0.00
11/17/91	0.00	_____	0.00	0.00	0.00	0.00	0.00
11/16/91	0.00	_____	0.00	0.00	0.00	0.00	0.00
11/15/91	0.00	_____	0.00	0.04	0.00	0.00	0.08
11/14/91	0.04	_____	0.00	0.12	0.24	0.20	0.08
11/13/91	0.00	_____	0.00	0.00	0.00	0.00	0.00
11/12/91	0.00	_____	0.00	0.00	0.00	0.00	0.00
11/11/91	0.04	_____	0.00	0.00	0.00	0.00	0.00
11/10/91	0.16	_____	0.00	0.20	0.16	0.12	0.35
11/09/91	0.00	_____	0.00	0.00	0.00	0.00	0.00
11/08/91	0.00	_____	0.00	0.00	0.00	0.00	0.00
11/07/91	0.00	_____	0.00	0.00	0.00	0.00	0.00
11/06/91	0.00	_____	0.00	0.00	0.00	0.00	0.00
11/05/91	0.00	_____	0.00	0.00	0.00	0.00	0.00
11/04/91	0.00	_____	0.00	0.00	0.00	0.00	0.00
11/03/91	0.00	_____	0.00	0.00	0.00	0.00	0.00
11/02/91	0.00	_____	0.00	0.00	0.00	0.00	0.00
11/01/91	0.00	_____	0.00	0.00	0.00	0.00	0.00
TOTALS:	0.51	_____	0.16	1.06	0.83	0.94	1.26

Group Name
CCS2: Indian Bend

DeviceID	6100	6110	6120	6130	6140	6150	6160
StatType	dif	dif	dif	dif	dif	dif	dif
DataType	precip	precip	precip	precip	precip	precip	precip
Units	in	in	in	in	in	in	in
1 day at 24:00:00							
12/31/91	0.00		0.00	0.00	0.00	0.00	0.00
12/30/91	0.00		0.04	0.12	0.08	0.08	0.12
12/29/91	0.00		0.00	0.00	0.00	0.00	0.00
12/28/91	0.00		0.00	0.00	0.00	0.00	0.00
12/27/91	0.00		0.00	0.00	0.00	0.00	0.00
12/26/91	0.00		0.00	0.00	0.00	0.00	0.00
12/25/91	0.00		0.00	0.00	0.00	0.00	0.00
12/24/91	0.00		0.00	0.00	0.00	0.00	0.00
12/23/91	0.00		0.00	0.00	0.00	0.00	0.00
12/22/91	0.00		0.00	0.04	0.00	0.04	0.04
12/21/91	0.00		0.00	0.00	0.04	0.00	0.00
12/20/91	0.04		0.04	0.00	0.00	0.00	0.04
12/19/91	0.47		0.31	0.35	0.83	0.79	0.51
12/18/91	0.51		0.47	0.59	0.51	0.55	0.31
12/17/91	0.00		0.00	0.00	0.00	0.00	0.00
12/16/91	0.00		0.00	0.00	0.00	0.00	0.00
12/15/91	0.00		0.00	0.00	0.00	0.00	0.00
12/14/91	0.00		0.00	0.00	0.00	0.00	0.00
12/13/91	0.00		0.00	0.00	0.00	0.00	0.00
12/12/91	0.00		0.00	0.00	0.00	0.00	0.00
12/11/91	0.12		0.04	0.00	0.04	0.04	0.20
12/10/91	0.28		0.28	0.31	0.63	0.55	0.20
12/09/91	0.00		0.00	0.00	0.00	0.00	0.00
12/08/91	0.00		0.00	0.00	0.00	0.00	0.00
12/07/91	0.00		0.00	0.00	0.00	0.00	0.00
12/06/91	0.00		0.00	0.00	0.00	0.00	0.00
12/05/91	0.00		0.00	0.00	0.00	0.00	0.00
12/04/91	0.00		0.00	0.00	0.00	0.00	0.00
12/03/91	0.00		0.00	0.00	0.00	0.00	0.00
12/02/91	0.00		0.00	0.00	0.00	0.00	0.00
12/01/91	0.00		0.00	0.00	0.00	0.00	0.00
TOTALS:	1.42		1.18	1.42	2.13	2.05	1.42

Group Name
CCS2: Indian Bend

DeviceID	6100	6110	6120	6130	6140	6150	6160
StatType	dif	dif	dif	dif	dif	dif	dif
DataType	precip	precip	precip	precip	precip	precip	precip
Units	in	in	in	in	in	in	in
1 day at 24:00:00							
01/31/92	0.00		0.00	0.00	0.00	0.00	0.00
01/30/92	0.00		0.00	0.00	0.00	0.00	0.00
01/29/92	0.00		0.00	0.00	0.00	0.00	0.00
01/28/92	0.00		0.00	0.00	0.00	0.00	0.00
01/27/92	0.00		0.00	0.00	0.00	0.00	0.00
01/26/92	0.00		0.00	0.00	0.00	0.00	0.00
01/25/92	0.00		0.00	0.00	0.00	0.00	0.00
01/24/92	0.00		0.00	0.00	0.00	0.00	0.00
01/23/92					0.00	0.00	
01/22/92					0.00	0.00	
01/21/92					0.00	0.00	
01/20/92					0.00	0.00	
01/19/92					0.00	0.00	
01/18/92					0.00	0.00	
01/17/92					0.00	0.00	
01/16/92					0.00	0.00	
01/15/92					0.00	0.00	
01/14/92					0.00	0.00	
01/13/92	0.00		0.00	0.04	0.00	0.00	0.00
01/12/92	0.35		0.28	0.20	0.16	0.12	0.31
01/11/92	0.04		0.39	0.31	0.31	0.28	0.31
01/10/92	0.00		0.00	0.00	0.00	0.00	0.00
01/09/92	0.00		0.00	0.00	0.00	0.00	0.00
01/08/92	0.00		0.00	0.00	0.00	0.00	0.00
01/07/92	0.00		0.00	0.00	0.00	0.00	0.00
01/06/92	0.39		0.47	0.55	0.43	0.39	0.71
01/05/92	0.00		0.00	0.00	0.04	0.04	0.00
01/04/92	0.00		0.08	0.08	0.08	0.08	0.00
01/03/92	0.24		0.28	0.24	0.35	0.35	0.35
01/02/92	0.00		0.00	0.00	0.00	0.00	0.00
01/01/92	0.00		0.00	0.00	0.00	0.00	0.00
TOTALS:	1.02		1.50	1.42	1.38	1.26	1.69

Group Name
CCS2: Indian Bend

DeviceID	6100	6110	6120	6130	6140	6150	6160
StatType	dif	dif	dif	dif	dif	dif	dif
DataType	precip	precip	precip	precip	precip	precip	precip
Units	in	in	in	in	in	in	in
1 day at 24:00:00							
02/29/92	0.00		0.00	0.00	0.00	0.00	0.00
02/28/92	0.00		0.00	0.00	0.00	0.00	0.00
02/27/92	0.00		0.00	0.00	0.00	0.00	0.00
02/26/92	0.00		0.00	0.00	0.00	0.00	0.00
02/25/92	0.00		0.00	0.00	0.00	0.00	0.00
02/24/92	0.00		0.00	0.00	0.00	0.00	0.00
02/23/92	0.00		0.00	0.00	0.00	0.00	0.00
02/22/92	0.00		0.00	0.00	0.00	0.00	0.00
02/21/92	0.00		0.00	0.00	0.00	0.00	0.00
02/20/92	0.00		0.00	0.00	0.00	0.00	0.00
02/19/92	0.00		0.00	0.00	0.00	0.00	0.00
02/18/92	0.00		0.00	0.00	0.00	0.00	0.00
02/17/92	0.00		0.00	0.00	0.00	0.00	0.00
02/16/92	0.04		0.08	0.08	0.08	0.08	0.04
02/15/92	0.00		0.00	0.00	0.00	0.00	0.00
02/14/92	0.00		0.00	0.00	0.00	0.00	0.00
02/13/92	0.31		0.55	0.39	0.20	0.47	0.75
02/12/92	0.00		0.00	0.00	0.00	0.00	0.00
02/11/92	0.08		0.08	0.04	0.00	0.00	0.12
02/10/92	0.20		0.16	0.12	0.31	0.31	0.16
02/09/92	0.00		0.00	0.04	0.00	0.00	0.00
02/08/92	0.12		0.20	0.04	0.08	0.12	0.20
02/07/92	0.51		0.43	0.31	0.35	0.39	0.47
02/06/92	0.00		0.00	0.00	0.00	0.00	0.00
02/05/92	0.00		0.00	0.00	0.00	0.00	0.00
02/04/92	0.00		0.00	0.00	0.00	0.00	0.00
02/03/92	0.00		0.00	0.00	0.00	0.00	0.00
02/02/92	0.00		0.00	0.00	0.00	0.00	0.00
02/01/92	0.00		0.00	0.00	0.00	0.00	0.00
TOTALS:	1.26		1.50	1.02	1.02	1.38	1.73

Group Name
CCS2: Indian Bend

DeviceID	6100	6110	6120	6130	6140	6150	6160
StatType	dif	dif	dif	dif	dif	dif	dif
DataType	precip	precip	precip	precip	precip	precip	precip
Units	in	in	in	in	in	in	in
1 day at 24:00:00							
03/31/92	0.12	0.16	0.12	0.04	0.16	0.20	0.20
03/30/92	0.12	0.04	0.16	0.00	0.08	0.12	0.04
03/29/92	0.00	0.16	0.12	0.04	0.20	0.16	0.00
03/28/92	0.04	0.00	0.00	0.08	0.35	0.24	0.00
03/27/92	0.59	0.59	0.67	0.31	0.55	0.63	0.67
03/26/92	0.00	0.00	0.00	0.00	0.00	0.00	0.00
03/25/92	0.00	0.00	0.00	0.00	0.00	0.00	0.00
03/24/92	0.00		0.00	0.00	0.00	0.00	0.00
03/23/92	0.00		0.00	0.00	0.00	0.00	0.00
03/22/92	0.00		0.00	0.00	0.00	0.00	0.00
03/21/92	0.00		0.00	0.04	0.00	0.04	0.00
03/20/92	0.00		0.00	0.00	0.00	0.00	0.00
03/19/92	0.00		0.00	0.00	0.00	0.00	0.00
03/18/92	0.00		0.00	0.00	0.00	0.00	0.00
03/17/92	0.00		0.00	0.00	0.00	0.00	0.00
03/16/92	0.00		0.00	0.00	0.00	0.00	0.00
03/15/92	0.00		0.00	0.00	0.00	0.00	0.00
03/14/92	0.00		0.00	0.00	0.00	0.00	0.00
03/13/92	0.00		0.00	0.00	0.00	0.00	0.00
03/12/92	0.00		0.00	0.00	0.00	0.00	0.00
03/11/92	0.00		0.00	0.00	0.00	0.00	0.00
03/10/92	0.00		0.00	0.00	0.00	0.00	0.00
03/09/92	0.55		0.55	0.71	0.51	0.35	0.55
03/08/92	0.55		0.35	0.24	0.39	0.39	0.63
03/07/92	0.08		0.12	0.08	0.08	0.08	0.04
03/06/92	0.00		0.00	0.00	0.00	0.00	0.00
03/05/92	0.00		0.00	0.00	0.00	0.00	0.00
03/04/92	0.08		0.04	0.04	0.00	0.08	0.08
03/03/92	0.16		0.24	0.24	0.20	0.16	0.35
03/02/92	0.20		0.24	0.39	0.28	0.31	0.43
03/01/92	0.00		0.00	0.00	0.00	0.00	0.00
TOTALS:	2.48	0.94	2.60	2.20	2.80	2.76	2.99

Group Name
CCS2: Indian Bend

DeviceID	6100	6110	6120	6130	6140	6150	6160
StatType	dif	dif	dif	dif	dif	dif	dif
DataType	precip	precip	precip	precip	precip	precip	precip
Units	in	in	in	in	in	in	in
1 day at 24:00:00							
02/29/92	0.00	_____	0.00	0.00	0.00	0.00	0.00
02/28/92	0.00	_____	0.00	0.00	0.00	0.00	0.00
02/27/92	0.00	_____	0.00	0.00	0.00	0.00	0.00
02/26/92	0.00	_____	0.00	0.00	0.00	0.00	0.00
02/25/92	0.00	_____	0.00	0.00	0.00	0.00	0.00
02/24/92	0.00	_____	0.00	0.00	0.00	0.00	0.00
02/23/92	0.00	_____	0.00	0.00	0.00	0.00	0.00
02/22/92	0.00	_____	0.00	0.00	0.00	0.00	0.00
02/21/92	0.00	_____	0.00	0.00	0.00	0.00	0.00
02/20/92	0.00	_____	0.00	0.00	0.00	0.00	0.00
02/19/92	0.00	_____	0.00	0.00	0.00	0.00	0.00
02/18/92	0.00	_____	0.00	0.00	0.00	0.00	0.00
02/17/92	0.00	_____	0.00	0.00	0.00	0.00	0.00
02/16/92	0.04	_____	0.08	0.08	0.08	0.08	0.04
02/15/92	0.00	_____	0.00	0.00	0.00	0.00	0.00
02/14/92	0.00	_____	0.00	0.00	0.00	0.00	0.00
02/13/92	0.31	_____	0.55	0.39	0.20	0.47	0.75
02/12/92	0.00	_____	0.00	0.00	0.00	0.00	0.00
02/11/92	0.08	_____	0.08	0.04	0.00	0.00	0.12
02/10/92	0.20	_____	0.16	0.12	0.31	0.31	0.16
02/09/92	0.00	_____	0.00	0.04	0.00	0.00	0.00
02/08/92	0.12	_____	0.20	0.04	0.08	0.12	0.20
02/07/92	0.51	_____	0.43	0.31	0.35	0.39	0.47
02/06/92	0.00	_____	0.00	0.00	0.00	0.00	0.00
02/05/92	0.00	_____	0.00	0.00	0.00	0.00	0.00
02/04/92	0.00	_____	0.00	0.00	0.00	0.00	0.00
02/03/92	0.00	_____	0.00	0.00	0.00	0.00	0.00
02/02/92	0.00	_____	0.00	0.00	0.00	0.00	0.00
02/01/92	0.00	_____	0.00	0.00	0.00	0.00	0.00
TOTALS:	1.26	_____	1.50	1.02	1.02	1.38	1.73

Group Name
CCS2: Indian Bend

DeviceID	6100	6110	6120	6130	6140	6150	6160
StatType	dif	dif	dif	dif	dif	dif	dif
DataType	precip	precip	precip	precip	precip	precip	precip
Units	in	in	in	in	in	in	in
1 day at 24:00:00							
03/31/92	0.12	0.16	0.12	0.04	0.16	0.20	0.20
03/30/92	0.12	0.04	0.16	0.00	0.08	0.12	0.04
03/29/92	0.00	0.16	0.12	0.04	0.20	0.16	0.00
03/28/92	0.04	0.00	0.00	0.08	0.35	0.24	0.00
03/27/92	0.59	0.59	0.67	0.31	0.55	0.63	0.67
03/26/92	0.00	0.00	0.00	0.00	0.00	0.00	0.00
03/25/92	0.00	0.00	0.00	0.00	0.00	0.00	0.00
03/24/92	0.00	_____	0.00	0.00	0.00	0.00	0.00
03/23/92	0.00	_____	0.00	0.00	0.00	0.00	0.00
03/22/92	0.00	_____	0.00	0.00	0.00	0.00	0.00
03/21/92	0.00	_____	0.00	0.04	0.00	0.04	0.00
03/20/92	0.00	_____	0.00	0.00	0.00	0.00	0.00
03/19/92	0.00	_____	0.00	0.00	0.00	0.00	0.00
03/18/92	0.00	_____	0.00	0.00	0.00	0.00	0.00
03/17/92	0.00	_____	0.00	0.00	0.00	0.00	0.00
03/16/92	0.00	_____	0.00	0.00	0.00	0.00	0.00
03/15/92	0.00	_____	0.00	0.00	0.00	0.00	0.00
03/14/92	0.00	_____	0.00	0.00	0.00	0.00	0.00
03/13/92	0.00	_____	0.00	0.00	0.00	0.00	0.00
03/12/92	0.00	_____	0.00	0.00	0.00	0.00	0.00
03/11/92	0.00	_____	0.00	0.00	0.00	0.00	0.00
03/10/92	0.00	_____	0.00	0.00	0.00	0.00	0.00
03/09/92	0.55	_____	0.55	0.71	0.51	0.35	0.55
03/08/92	0.55	_____	0.35	0.24	0.39	0.39	0.63
03/07/92	0.08	_____	0.12	0.08	0.08	0.08	0.04
03/06/92	0.00	_____	0.00	0.00	0.00	0.00	0.00
03/05/92	0.00	_____	0.00	0.00	0.00	0.00	0.00
03/04/92	0.08	_____	0.04	0.04	0.00	0.08	0.08
03/03/92	0.16	_____	0.24	0.24	0.20	0.16	0.35
03/02/92	0.20	_____	0.24	0.39	0.28	0.31	0.43
03/01/92	0.00	_____	0.00	0.00	0.00	0.00	0.00
TOTALS:	2.48	0.94	2.60	2.20	2.80	2.76	2.99

Group Name
CCS2: Indian Bend

DeviceID	6100	6110	6120	6130	6140	6150	6160
StatType	dif	dif	dif	dif	dif	dif	dif
DataType	precip	precip	precip	precip	precip	precip	precip
Units	in	in	in	in	in	in	in
1 day at 24:00:00							
06/30/92	0.00	0.00	0.00	0.00	0.00	0.00	0.00
06/29/92	0.00	0.00	0.00	0.00	0.00	0.00	0.00
06/28/92	0.00	0.00	0.00	0.00	0.00	0.00	0.00
06/27/92	0.00	0.00	0.00	0.00	0.00	0.00	0.00
06/26/92	0.00	0.00	0.00	0.00	0.00	0.00	0.00
06/25/92	0.00	0.00	0.00	0.00	0.00	0.00	0.00
06/24/92	0.00	0.00	0.00	0.00	0.00	0.00	0.00
06/23/92	0.00	0.00	0.00	0.00	0.00	0.00	0.00
06/22/92	0.00	0.00	0.00	0.00	0.00	0.00	0.00
06/21/92	0.00	0.00	0.00	0.00	0.00	0.00	0.00
06/20/92	0.00	0.00	0.00	0.00	0.00	0.00	0.00
06/19/92	0.00	0.00	0.00	0.00	0.00	0.00	0.00
06/18/92	0.00	0.00	0.00	0.00	0.00	0.00	0.00
06/17/92	0.00	0.00	0.00	0.00	0.00	0.00	0.00
06/16/92	0.00	0.00	0.00	0.00	0.00	0.00	0.00
06/15/92	0.00	0.00	0.00	0.00	0.00	0.00	0.00
06/14/92	0.00	0.00	0.00	0.00	0.00	0.00	0.00
06/13/92	0.00	0.00	0.00	0.00	0.00	0.00	0.00
06/12/92	0.00	0.00	0.00	0.00	0.00	0.00	0.00
06/11/92	0.00	0.00	0.00	0.00	0.00	0.00	0.00
06/10/92	0.00	0.00	0.00	0.00	0.00	0.00	0.00
06/09/92	0.00	0.00	0.00	0.00	0.00	0.00	0.00
06/08/92	0.00	0.00	0.00	0.00	0.00	0.00	0.00
06/07/92	0.00	0.00	0.00	0.04	0.00	0.00	0.00
06/06/92	0.00	0.00	0.00	0.00	0.00	0.00	0.00
06/05/92	0.00	0.00	0.00	0.00	0.00	0.00	0.00
06/04/92	0.00	0.00	0.00	0.00	0.00	0.00	0.00
06/03/92	0.00	0.00	0.00	0.00	0.00	0.00	0.00
06/02/92	0.00	0.00	0.00	0.00	0.00	0.00	0.00
06/01/92	0.00	0.00	0.00	0.00	0.00	0.00	0.00
TOTALS:	0.00	0.00	0.00	0.04	0.00	0.00	0.00

Group Name
CCS2: Indian Bend

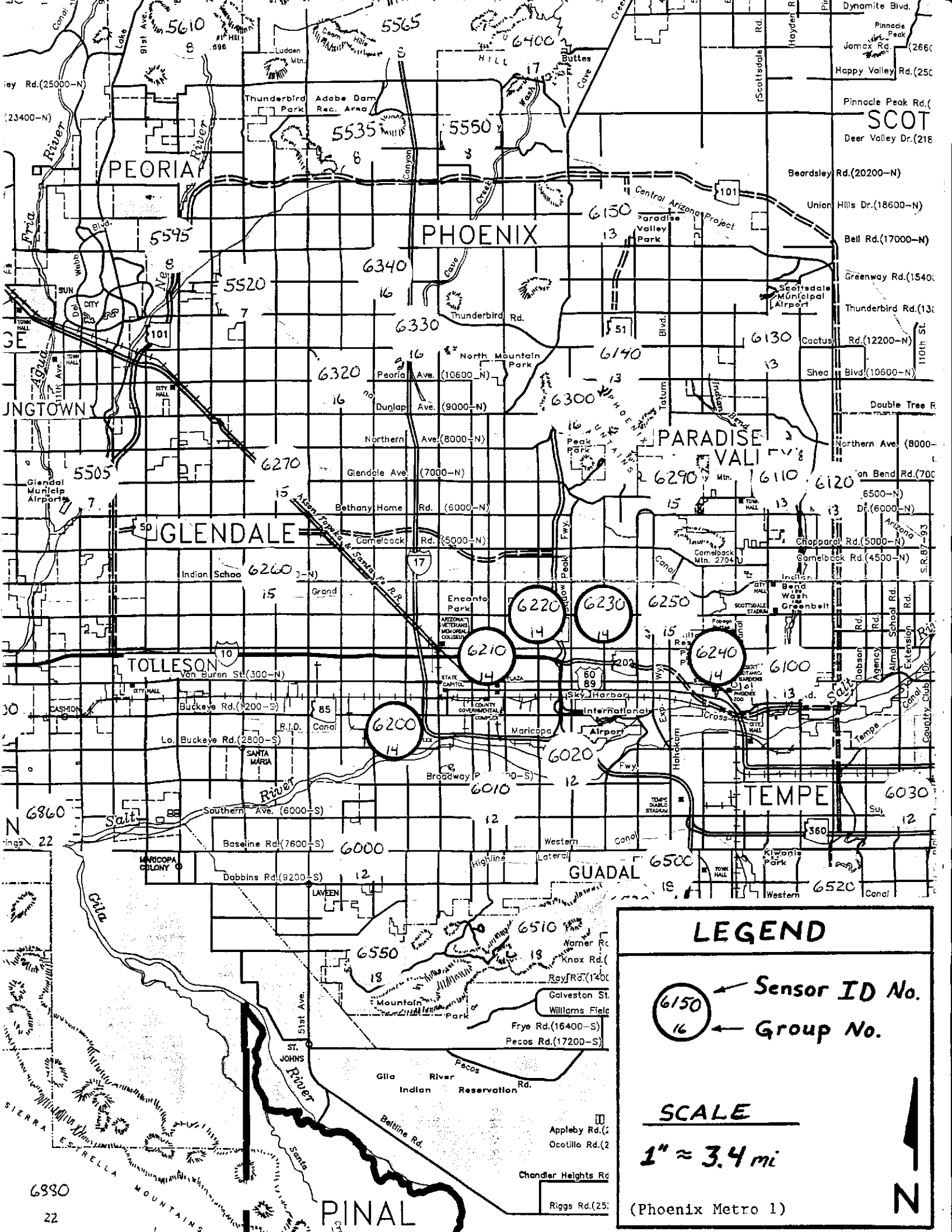
DeviceID	6100	6110	6120	6130	6140	6150	6160
StatType	dif	dif	dif	dif	dif	dif	dif
DataType	precip	precip	precip	precip	precip	precip	precip
Units	in	in	in	in	in	in	in
1 day at 24:00:00							
07/31/92	0.00	0.00	0.00	0.00	0.00	0.00	0.00
07/30/92	0.00	0.00	0.00	0.00	0.00	0.00	0.00
07/29/92	0.00	0.00	0.00	0.04	0.00	0.04	0.00
07/28/92	0.00	0.00	0.00	0.00	0.31	0.04	0.00
07/27/92	0.00	0.00	0.00	0.00	0.00	0.00	0.00
07/26/92	0.00	0.00	0.00	0.00	0.00	0.00	0.00
07/25/92	0.00	0.00	0.00	0.00	0.00	0.00	0.00
07/24/92	0.87	1.69	1.14	2.17	1.02	0.91	1.06
07/23/92	0.04	0.12	0.00	0.20	0.00	0.00	0.04
07/22/92	0.00	0.00	0.00	0.00	0.00	0.00	0.00
07/21/92	0.00	0.00	0.00	0.00	0.00	0.00	0.00
07/20/92	0.00	0.00	0.00	0.00	0.00	0.00	0.00
07/19/92	0.00	0.00	0.00	0.00	0.00	0.00	0.00
07/18/92	0.00	0.00	0.00	0.00	0.00	0.00	0.00
07/17/92	0.00	0.00	0.00	0.00	0.00	0.00	0.00
07/16/92	0.00	0.00	0.00	0.00	0.00	0.00	0.00
07/15/92	0.00	0.00	0.00	0.00	0.00	0.00	0.00
07/14/92	0.00	0.00	0.00	0.00	0.00	0.00	0.00
07/13/92	0.00	0.00	0.00	0.00	0.00	0.00	0.00
07/12/92	0.00	0.00	0.00	0.00	0.00	0.00	0.00
07/11/92	0.24	0.28	0.12	0.51	0.43	0.24	0.35
07/10/92	0.16	0.31	0.16	0.12	0.04	0.00	0.28
07/09/92	0.00	0.00	0.00	0.00	0.00	0.00	0.00
07/08/92	0.00	0.00	0.00	0.00	0.00	0.00	0.00
07/07/92	0.00	0.00	0.00	0.00	0.04	0.00	0.00
07/06/92	0.00	0.00	0.00	0.00	0.00	0.00	0.00
07/05/92	0.00	0.00	0.00	0.00	0.00	0.00	0.00
07/04/92	0.00	0.00	0.00	0.00	0.00	0.00	0.00
07/03/92	0.00	0.00	0.00	0.00	0.00	0.00	0.00
07/02/92	0.00	0.00	0.00	0.00	0.00	0.00	0.00
07/01/92	0.00	0.00	0.00	0.00	0.00	0.00	0.00
TOTALS:	1.30	2.40	1.42	3.03	1.85	1.22	1.73

Group Name
CCS2: Indian Bend

DeviceID	6100	6110	6120	6130	6140	6150	6160
StatType	dif	dif	dif	dif	dif	dif	dif
DataType	precip	precip	precip	precip	precip	precip	precip
Units	in	in	in	in	in	in	in
1 day at 24:00:00							
08/31/92	0.00	0.00	0.00	0.00	0.00	0.00	0.00
08/30/92	0.00	0.00	0.00	0.00	0.00	0.00	0.00
08/29/92	0.00	0.00	0.00	0.00	0.00	0.00	0.00
08/28/92	0.00	0.00	0.00	0.00	0.00	0.00	0.00
08/27/92	0.00	0.00	0.00	0.00	0.00	0.00	0.00
08/26/92	0.00	0.00	0.00	0.00	0.00	0.00	0.00
08/25/92	0.00	0.00	0.00	0.00	0.00	0.00	0.00
08/24/92	0.00	0.00	0.00	0.00	0.00	0.00	0.00
08/23/92	0.24	0.35	0.24	0.28	0.20	0.24	0.28
08/22/92	0.39	1.34	1.34	1.14	0.43	0.59	2.13
08/21/92	0.00	0.00	0.00	0.00	0.00	0.00	0.00
08/20/92	0.12	0.00	0.20	0.00	0.04	0.00	0.00
08/19/92	0.04	0.00	0.04	0.24	0.24	0.04	0.00
08/18/92	0.00	0.00	0.00	0.00	0.00	0.00	0.00
08/17/92	0.00	0.00	0.00	0.00	0.00	0.39	0.00
08/16/92	0.00	0.00	0.00	0.00	0.00	0.00	0.00
08/15/92	0.00	0.00	0.00	0.00	0.00	0.00	0.00
08/14/92	0.00	0.00	0.00	0.00	0.59	0.00	0.00
08/13/92	0.00	0.00	0.00	0.00	0.00	0.00	0.00
08/12/92	0.00	0.00	0.00	0.00	0.00	0.00	0.00
08/11/92	0.00	0.00	0.00	0.08	0.00	0.39	0.31
08/10/92	0.00	0.00	0.00	0.00	0.00	0.00	0.00
08/09/92	0.00	0.00	0.00	0.00	0.00	0.00	0.00
08/08/92	0.00	0.00	0.00	0.00	0.00	0.00	0.00
08/07/92	0.00	0.08	0.00	0.00	0.00	0.00	0.00
08/06/92	0.47	0.35	0.51	0.08	0.35	0.35	0.51
08/05/92	0.00	0.12	0.16	0.16	0.24	0.20	0.08
08/04/92	0.00	0.00	0.00	0.00	0.00	0.00	0.00
08/03/92	0.00	0.00	0.00	0.00	0.00	0.00	0.00
08/02/92	0.00	0.00	0.00	0.00	0.00	0.00	0.00
08/01/92	0.00	0.00	0.00	0.00	0.00	0.00	0.00
TOTALS:	1.26	2.24	2.48	1.97	2.09	2.20	3.31

Group Name
CCS2: Indian Bend

DeviceID	6100	6110	6120	6130	6140	6150	6160
StatType	dif	dif	dif	dif	dif	dif	dif
DataType	precip	precip	precip	precip	precip	precip	precip
Units	in	in	in	in	in	in	in
1 day at 24:00:00							
09/30/92	0.00	0.00	0.00	0.00	0.00	0.00	0.00
09/29/92	0.00	0.00	0.00	0.00	0.00	0.00	0.00
09/28/92	0.00	0.00	0.00	0.00	0.00	0.00	0.00
09/27/92	0.00	0.00	0.00	0.00	0.00	0.00	0.00
09/26/92	0.00	0.00	0.00	0.00	0.00	0.00	0.00
09/25/92	0.00	0.00	0.00	0.00	0.00	0.00	0.00
09/24/92	0.00	0.00	0.00	0.00	0.00	0.00	0.00
09/23/92	0.00	0.00	0.00	0.00	0.00	0.00	0.00
09/22/92	0.00	0.00	0.00	0.00	0.00	0.00	0.00
09/21/92	0.00	0.00	0.00	0.00	0.00	0.00	0.00
09/20/92	0.00	0.00	0.00	0.04	0.00	0.00	0.00
09/19/92	0.00	0.00	0.16	0.04	0.24	0.43	0.00
09/18/92	0.00	0.00	0.00	0.00	0.00	0.00	0.00
09/17/92	0.00	0.00	0.00	0.00	0.00	0.00	0.00
09/16/92	0.00	0.00	0.00	0.00	0.00	0.00	0.00
09/15/92	0.00	0.00	0.00	0.00	0.00	0.00	0.00
09/14/92	0.00	0.00	0.00	0.00	0.00	0.00	0.00
09/13/92	0.00	0.00	0.16	0.00	0.00	0.00	0.00
09/12/92	0.00	0.00	0.00	0.00	0.00	0.00	0.00
09/11/92	0.00	0.00	0.00	0.00	0.00	0.00	0.00
09/10/92	0.00	0.00	0.00	0.00	0.00	0.00	0.00
09/09/92	0.00	0.00	0.00	0.00	0.00	0.00	0.00
09/08/92	0.00	0.00	0.00	0.00	0.00	0.00	0.00
09/07/92	0.00	0.00	0.00	0.00	0.00	0.00	0.00
09/06/92	0.00	0.00	0.00	0.00	0.00	0.00	0.00
09/05/92	0.00	0.00	0.00	0.00	0.00	0.00	0.00
09/04/92	0.00	0.00	0.00	0.00	0.00	0.00	0.00
09/03/92	0.00	0.00	0.00	0.00	0.00	0.00	0.00
09/02/92	0.00	0.00	0.00	0.00	0.00	0.00	0.00
09/01/92	0.00	0.00	0.00	0.00	0.00	0.00	0.00
TOTALS:	0.00	0.00	0.31	0.08	0.24	0.43	0.00



LEGEND

(6150)
 ← Sensor ID No.

16
 ← Group No.

SCALE

1" ≈ 3.4 mi

N

(Phoenix Metro 1)

Group Name
CCS3: Phx Metro 1

DeviceID	6200	6210	6220	6230	6240
StatType	dif	dif	dif	dif	dif
DataType	precip	precip	precip	precip	precip
Units	in	in	in	in	in
1 day at 24:00:00					
10/31/91	0.00	0.00	0.00	0.00	0.00
10/30/91	0.00	0.08	0.00	0.00	0.04
10/29/91	0.00	0.00	0.00	0.00	0.00
10/28/91	0.00	0.00	0.00	0.00	0.00
10/27/91	0.63	0.67	0.63	0.75	0.94
10/26/91	0.00	0.00	0.00	0.00	0.00
10/25/91	0.00	0.00	0.00	0.00	0.00
10/24/91	0.00	0.00	0.00	0.00	0.00
10/23/91	0.00	0.00	0.00	0.00	0.00
10/22/91	0.00	0.00	0.00	0.00	0.00
10/21/91	0.00	0.04	0.00	0.00	0.00
10/20/91	0.00	0.00	0.00	0.00	0.00
10/19/91	0.00	0.00	0.00	0.00	0.00
10/18/91	0.00	0.00	0.00	0.00	0.00
10/17/91	0.00	0.00	0.00	0.00	0.00
10/16/91	0.00	0.00	0.00	0.00	0.00
10/15/91	0.00	0.00	0.00	0.00	0.00
10/14/91	0.00	0.00	0.00	0.00	0.00
10/13/91	0.00	0.00	0.00	0.00	0.00
10/12/91	0.00	0.00	0.00	0.00	0.00
10/11/91	0.00	0.00	0.00	0.00	0.00
10/10/91	0.00	0.00	0.00	0.00	0.00
10/09/91	0.00	0.00	0.00	0.00	0.00
10/08/91	0.00	0.00	0.00	0.00	0.00
10/07/91	0.00	0.00	0.00	0.00	0.00
10/06/91	0.00	0.00	0.00	0.00	0.00
10/05/91	0.00	0.00	0.00	0.00	0.00
10/04/91	0.00	0.00	0.00	0.00	0.00
10/03/91	0.00	0.00	0.00	0.00	0.00
10/02/91	0.00	0.00	0.00	0.00	0.00
10/01/91	0.00	0.00	0.00	0.00	0.00
TOTALS:	0.63	0.79	0.63	0.75	0.98

Group Name
CCS3: Phx Metro 1

DeviceID	6200	6210	6220	6230	6240
StatType	dif	dif	dif	dif	dif
DataType	precip	precip	precip	precip	precip
Units	in	in	in	in	in
1 day at 24:00:00					
11/30/91	0.31	0.28	0.35	0.35	0.35
11/29/91	0.00	0.00	0.00	0.00	0.00
11/28/91	0.00	0.00	0.00	0.00	0.00
11/27/91	0.00	0.00	0.00	0.00	0.00
11/26/91	0.00	0.00	0.00	0.00	0.00
11/25/91	0.00	0.00	0.00	0.00	0.00
11/24/91	0.00	0.00	0.00	0.00	0.00
11/23/91	0.00	0.00	0.00	0.00	0.00
11/22/91	0.00	0.00	0.00	0.00	0.00
11/21/91	0.00	0.00	0.00	0.00	0.00
11/20/91	0.00	0.00	0.00	0.00	0.00
11/19/91	0.00	0.00	0.00	0.00	0.00
11/18/91	0.00	0.00	0.00	0.00	0.00
11/17/91	0.00	0.00	0.00	0.00	0.00
11/16/91	0.00	0.00	0.00	0.00	0.00
11/15/91	0.12	0.04	0.00	0.00	0.00
11/14/91	0.00	0.16	0.24	0.24	0.12
11/13/91	0.00	0.00	0.00	0.00	0.00
11/12/91	0.00	0.00	0.00	0.00	0.00
11/11/91	0.00	0.04	0.00	0.00	0.12
11/10/91	0.59	0.71	0.51	0.43	0.35
11/09/91	0.00	0.00	0.00	0.00	0.00
11/08/91	0.00	0.00	0.00	0.00	0.00
11/07/91	0.00	0.00	0.00	0.00	0.00
11/06/91	0.00	0.00	0.00	0.00	0.00
11/05/91	0.00	0.00	0.00	0.00	0.00
11/04/91	0.00	0.00	0.00	0.00	0.00
11/03/91	0.00	0.00	0.00	0.00	0.00
11/02/91	0.00	0.00	0.00	0.00	0.00
11/01/91	0.00	0.00	0.00	0.00	0.00
TOTALS:	1.02	1.22	1.10	1.02	0.94

Group Name
CCS3: Phx Metro 1

DeviceID	6200	6210	6220	6230	6240
StatType	dif	dif	dif	dif	dif
DataType	precip	precip	precip	precip	precip
Units	in	in	in	in	in
1 day at 24:00:00					
12/31/91	0.00	0.00	0.00	0.00	0.00
12/30/91	0.00	0.00	0.08	0.04	0.00
12/29/91	0.00	0.00	0.00	0.00	0.00
12/28/91	0.00	0.00	0.00	0.00	0.00
12/27/91	0.00	0.00	0.00	0.00	0.00
12/26/91	0.00	0.00	0.00	0.00	0.00
12/25/91	0.00	0.00	0.00	0.00	0.00
12/24/91	0.00	0.00	0.00	0.00	0.00
12/23/91	0.00	0.00	0.00	0.00	0.00
12/22/91	0.00	0.00	0.00	0.00	0.00
12/21/91	0.00	0.00	0.00	0.04	0.00
12/20/91	0.04	0.04	0.04	0.00	0.04
12/19/91	0.83	0.91	0.51	0.39	0.35
12/18/91	0.51	0.51	0.47	0.51	0.47
12/17/91	0.00	0.00	0.00	0.00	0.00
12/16/91	0.00	0.00	0.00	0.00	0.00
12/15/91	0.00	0.00	0.00	0.00	0.00
12/14/91	0.00	0.00	0.00	0.00	0.00
12/13/91	0.00	0.00	0.00	0.00	0.00
12/12/91	0.00	0.00	0.00	0.00	0.00
12/11/91	0.00	0.00	0.16	0.00	0.04
12/10/91	0.63	0.51	0.63	0.43	0.39
12/09/91	0.00	0.00	0.00	0.00	0.00
12/08/91	0.00	0.00	0.00	0.00	0.00
12/07/91	0.00	0.00	0.00	0.00	0.00
12/06/91	0.00	0.00	0.00	0.00	0.00
12/05/91	0.00	0.00	0.00	0.00	0.00
12/04/91	0.00	0.00	0.00	0.00	0.00
12/03/91	0.00	0.00	0.00	0.00	0.00
12/02/91	0.00	0.00	0.00	0.00	0.00
12/01/91	0.00	0.00	0.00	0.00	0.00
TOTALS:	2.01	1.97	1.89	1.42	1.30

Group Name
CCS3: Phx Metro 1

DeviceID	6200	6210	6220	6230	6240
StatType	dif	dif	dif	dif	dif
DataType	precip	precip	precip	precip	precip
Units	in	in	in	in	in
1 day at 24:00:00					
01/31/92	0.00	0.00	0.00	0.00	0.00
01/30/92	0.00	0.00	0.00	0.00	0.00
01/29/92	0.00	0.00	0.00	0.00	0.00
01/28/92	0.00	0.00	0.00	0.00	0.00
01/27/92	0.00	0.00	0.00	0.00	0.00
01/26/92	0.00	0.00	0.00	0.00	0.00
01/25/92	0.00	0.00	0.00	0.00	0.00
01/24/92	0.00	0.00	0.00	0.00	0.00
01/23/92	_____	0.00	_____	0.00	_____
01/22/92	_____	0.00	_____	0.00	_____
01/21/92	_____	0.00	_____	0.00	_____
01/20/92	_____	0.00	_____	0.08	_____
01/19/92	_____	0.00	_____	0.00	_____
01/18/92	_____	0.00	_____	0.00	_____
01/17/92	_____	0.00	_____	0.00	_____
01/16/92	_____	0.00	_____	0.00	_____
01/15/92	_____	0.00	_____	0.00	_____
01/14/92	_____	0.00	_____	0.00	_____
01/13/92	0.00	0.00	_____	0.00	0.00
01/12/92	0.24	0.24	0.20	0.20	0.20
01/11/92	0.16	0.20	0.31	0.20	0.08
01/10/92	0.00	0.00	0.00	0.00	0.00
01/09/92	0.00	0.00	0.00	0.00	0.00
01/08/92	0.00	0.00	0.00	0.00	0.00
01/07/92	0.00	0.00	0.00	0.00	0.00
01/06/92	0.51	0.43	0.71	0.59	0.51
01/05/92	0.04	0.04	0.08	0.04	0.00
01/04/92	0.04	0.04	0.04	0.04	0.08
01/03/92	0.39	0.39	0.39	0.35	0.24
01/02/92	0.00	0.00	0.00	0.00	0.00
01/01/92	0.00	0.00	0.00	0.00	0.00
TOTALS:	1.38	1.34	1.73	1.50	1.10

Group Name						
CCS3: Phx Metro 1						
DeviceID	6200	6210	6220	6230	6240	
StatType	dif	dif	dif	dif	dif	
DataType	precip	precip	precip	precip	precip	
Units	in	in	in	in	in	
1 day at 24:00:00						
02/29/92	0.00	0.00	0.00	0.00	0.00	0.00
02/28/92	0.00	0.00	0.00	0.00	0.00	0.00
02/27/92	0.00	0.00	0.00	0.00	0.00	0.12
02/26/92	0.00	0.00	0.00	0.00	0.00	0.00
02/25/92	0.00	0.00	0.00	0.00	0.00	0.00
02/24/92	0.00	0.00	0.00	0.00	0.00	0.00
02/23/92	0.00	0.00	0.00	0.00	0.00	0.00
02/22/92	0.00	0.00	0.00	0.00	0.00	0.00
02/21/92	0.00	0.00	0.00	0.00	0.00	0.00
02/20/92	0.00	0.00	0.00	0.00	0.00	0.00
02/19/92	0.00	0.00	0.00	0.00	0.00	0.00
02/18/92	0.00	0.00	0.00	0.00	0.00	0.00
02/17/92	0.00	0.00	0.00	0.00	0.00	0.00
02/16/92	0.04	0.04	0.04	0.08	0.00	0.00
02/15/92	0.20	0.00	0.00	0.00	0.00	0.00
02/14/92	0.00	0.00	0.00	0.00	0.00	0.00
02/13/92	0.24	0.28	0.31	0.31	0.31	0.31
02/12/92	0.00	0.00	0.00	0.00	0.00	0.00
02/11/92	0.08	0.12	0.16	0.04	0.04	0.12
02/10/92	0.08	0.04	0.04	0.08	0.08	0.08
02/09/92	0.00	0.00	0.00	0.00	0.00	0.00
02/08/92	0.08	0.04	0.04	0.04	0.04	0.12
02/07/92	0.39	0.43	0.35	0.51	0.35	0.35
02/06/92	0.00	0.00	0.00	0.00	0.00	0.00
02/05/92	0.00	0.00	0.00	0.00	0.00	0.00
02/04/92	0.00	0.00	0.00	0.00	0.00	0.00
02/03/92	0.00	0.00	0.00	0.00	0.00	0.00
02/02/92	0.00	0.00	0.00	0.00	0.00	0.00
02/01/92	0.00	0.00	0.00	0.00	0.00	0.00
TOTALS:	1.10	0.94	0.94	1.06	1.10	

Group Name						
CCS3: Phx Metro 1						
DeviceID	6200	6210	6220	6230	6240	
StatType	dif	dif	dif	dif	dif	
DataType	precip	precip	precip	precip	precip	
Units	in	in	in	in	in	
1 day at 24:00:00						
03/31/92	0.00	0.00	0.00	0.08	0.08	0.08
03/30/92	0.12	0.04	0.08	0.00	0.00	0.00
03/29/92	0.08	0.00	0.00	0.00	0.00	0.00
03/28/92	0.00	0.00	0.00	0.08	0.08	0.08
03/27/92	0.55	0.51	0.47	0.55	0.55	0.55
03/26/92	0.00	0.00	0.00	0.00	0.00	0.00
03/25/92	0.00	0.00	0.00	0.00	0.00	0.00
03/24/92	0.00	0.00	0.00	0.00	0.00	0.00
03/23/92	0.00	0.00	0.00	0.00	0.00	0.00
03/22/92	0.00	0.00	0.00	0.00	0.00	0.00
03/21/92	0.00	0.00	0.00	0.00	0.00	0.08
03/20/92	0.00	0.00	0.00	0.00	0.00	0.00
03/19/92	0.00	0.00	0.00	0.00	0.00	0.00
03/18/92	0.00	0.00	0.00	0.00	0.00	0.00
03/17/92	0.00	0.00	0.00	0.00	0.00	0.00
03/16/92	0.00	0.00	0.00	0.00	0.00	0.00
03/15/92	0.00	0.00	0.00	0.00	0.00	0.00
03/14/92	0.00	0.00	0.00	0.00	0.00	0.00
03/13/92	0.00	0.00	0.00	0.00	0.00	0.00
03/12/92	0.00	0.00	0.00	0.00	0.00	0.00
03/11/92	0.00	0.00	0.00	0.00	0.00	0.00
03/10/92	0.00	0.00	0.00	0.00	0.00	0.00
03/09/92	0.59	0.59	0.67	0.75	0.71	0.71
03/08/92	0.35	0.24	0.31	0.31	0.24	0.24
03/07/92	0.08	0.00	0.08	0.08	0.08	0.08
03/06/92	0.00	0.00	0.00	0.00	0.00	0.00
03/05/92	0.00	0.00	0.00	0.00	0.00	0.00
03/04/92	0.00	0.04	0.04	0.00	0.04	0.04
03/03/92	0.16	0.16	0.20	0.28	0.35	0.35
03/02/92	0.43	0.28	0.24	0.20	0.20	0.20
03/01/92	0.00	0.00	0.00	0.00	0.00	0.00
TOTALS:	2.36	1.85	2.09	2.32	2.40	

Group Name
CCS3: Phx Metro 1

DeviceID	6200	6210	6220	6230	6240
StatType	dif	dif	dif	dif	dif
DataType	precip	precip	precip	precip	precip
Units	in	in	in	in	in
1 day at 24:00:00					
04/30/92	0.00	0.00	0.00	0.00	0.00
04/29/92	0.00	0.00	0.00	0.00	0.00
04/28/92	0.00	0.00	0.00	0.00	0.00
04/27/92	0.00	0.00	0.00	0.00	0.00
04/26/92	0.00	0.00	0.00	0.00	0.00
04/25/92	0.00	0.00	0.00	0.00	0.00
04/24/92	0.00	0.00	0.00	0.00	0.00
04/23/92	0.00	0.00	0.00	0.00	0.00
04/22/92	0.00	0.00	0.00	0.00	0.00
04/21/92	0.00	0.00	0.00	0.00	0.00
04/20/92	0.00	0.00	0.00	0.00	0.00
04/19/92	0.00	0.00	0.00	0.00	0.00
04/18/92	0.00	0.00	0.00	0.00	0.00
04/17/92	0.00	0.00	0.00	0.00	0.00
04/16/92	0.00	0.00	0.00	0.00	0.00
04/15/92	0.00	0.00	0.00	0.00	0.00
04/14/92	0.00	0.00	0.00	0.00	0.00
04/13/92	0.00	0.00	0.00	0.00	0.00
04/12/92	0.00	0.00	0.00	0.00	0.00
04/11/92	0.00	0.00	0.00	0.00	0.00
04/10/92	0.00	0.00	0.00	0.00	0.00
04/09/92	0.00	0.00	0.00	0.00	0.00
04/08/92	0.00	0.00	0.00	0.00	0.00
04/07/92	0.00	0.00	0.00	0.00	0.00
04/06/92	0.00	0.00	0.00	0.00	0.00
04/05/92	0.00	0.00	0.00	0.00	0.00
04/04/92	0.00	0.00	0.00	0.00	0.00
04/03/92	0.00	0.00	0.00	0.00	0.00
04/02/92	0.04	0.04	0.04	0.00	0.16
04/01/92	0.31	0.39	0.43	0.55	0.35
TOTALS:	0.35	0.43	0.47	0.55	0.51

Group Name
CCS3: Phx Metro 1

DeviceID	6200	6210	6220	6230	6240
StatType	dif	dif	dif	dif	dif
DataType	precip	precip	precip	precip	precip
Units	in	in	in	in	in
1 day at 24:00:00					
05/31/92	0.00	0.00	0.00	0.00	0.00
05/30/92	0.00	0.00	0.00	0.00	0.00
05/29/92	0.00	0.00	0.00	0.00	0.00
05/28/92	0.00	0.00	0.00	0.00	0.00
05/27/92	0.00	0.00	0.00	0.00	0.00
05/26/92	0.00	0.00	0.00	0.00	0.00
05/25/92	0.00	0.00	0.00	0.00	0.08
05/24/92	0.00	0.00	0.00	0.00	0.00
05/23/92	0.04	0.08	0.12	0.16	0.04
05/22/92	0.00	0.00	0.00	0.00	0.00
05/21/92	0.08	0.04	0.12	0.00	0.04
05/20/92	0.28	0.20	0.28	0.35	0.43
05/19/92	0.08	0.00	0.00	0.04	0.08
05/18/92	0.00	0.00	0.00	0.00	0.00
05/17/92	0.00	0.00	0.00	0.00	0.00
05/16/92	0.00	0.00	0.00	0.00	0.00
05/15/92	0.00	0.00	0.00	0.00	0.00
05/14/92	0.00	0.00	0.00	0.00	0.00
05/13/92	0.00	0.00	0.00	0.00	0.00
05/12/92	0.00	0.00	0.00	0.00	0.00
05/11/92	0.00	0.00	0.00	0.00	0.00
05/10/92	0.00	0.00	0.00	0.00	0.00
05/09/92	0.00	0.00	0.00	0.00	0.00
05/08/92	0.00	0.00	0.00	0.00	0.00
05/07/92	0.00	0.00	0.00	0.00	0.00
05/06/92	0.00	0.00	0.00	0.00	0.00
05/05/92	0.04	0.08	0.16	0.31	0.20
05/04/92	0.00	0.00	0.00	0.00	0.00
05/03/92	0.00	0.00	0.00	0.00	0.00
05/02/92	0.00	0.00	0.00	0.00	0.00
05/01/92	0.00	0.00	0.00	0.00	0.00
TOTALS:	0.51	0.39	0.67	0.87	0.87

Group Name
CCS3: Phx Metro 1

DeviceID	6200	6210	6220	6230	6240
StatType	dif	dif	dif	dif	dif
DataType	precip	precip	precip	precip	precip
Units	in	in	in	in	in
1 day at 24:00:00					
06/30/92	0.00	0.00	0.00	0.00	0.00
06/29/92	0.00	0.00	0.00	0.00	0.00
06/28/92	0.00	0.00	0.00	0.00	0.00
06/27/92	0.00	0.00	0.00	0.00	0.00
06/26/92	0.00	0.00	0.00	0.00	0.00
06/25/92	0.00	0.00	0.00	0.00	0.00
06/24/92	0.00	0.00	0.00	0.00	0.00
06/23/92	0.00	0.00	0.00	0.00	0.00
06/22/92	0.00	0.00	0.00	0.00	0.00
06/21/92	0.00	0.00	0.00	0.00	0.00
06/20/92	0.00	0.00	0.00	0.00	0.00
06/19/92	0.00	0.00	0.00	0.00	0.00
06/18/92	0.00	0.00	0.00	0.00	0.00
06/17/92	0.00	0.00	0.00	0.00	0.00
06/16/92	0.00	0.00	0.00	0.00	0.00
06/15/92	0.00	0.00	0.00	0.00	0.00
06/14/92	0.00	0.00	0.00	0.00	0.00
06/13/92	0.00	0.00	0.00	0.00	0.00
06/12/92	0.00	0.00	0.00	0.00	0.00
06/11/92	0.00	0.00	0.00	0.00	0.00
06/10/92	0.00	0.00	0.00	0.00	0.00
06/09/92	0.00	0.00	0.00	0.00	0.00
06/08/92	0.00	0.00	0.00	0.00	0.00
06/07/92	0.00	0.00	0.00	0.00	0.04
06/06/92	0.00	0.00	0.00	0.00	0.00
06/05/92	0.00	0.00	0.00	0.00	0.00
06/04/92	0.00	0.00	0.00	0.00	0.00
06/03/92	0.00	0.00	0.00	0.00	0.00
06/02/92	0.00	0.00	0.00	0.00	0.00
06/01/92	0.00	0.00	0.00	0.00	0.00
TOTALS:	0.00	0.00	0.00	0.00	0.04

Group Name
CCS3: Phx Metro 1

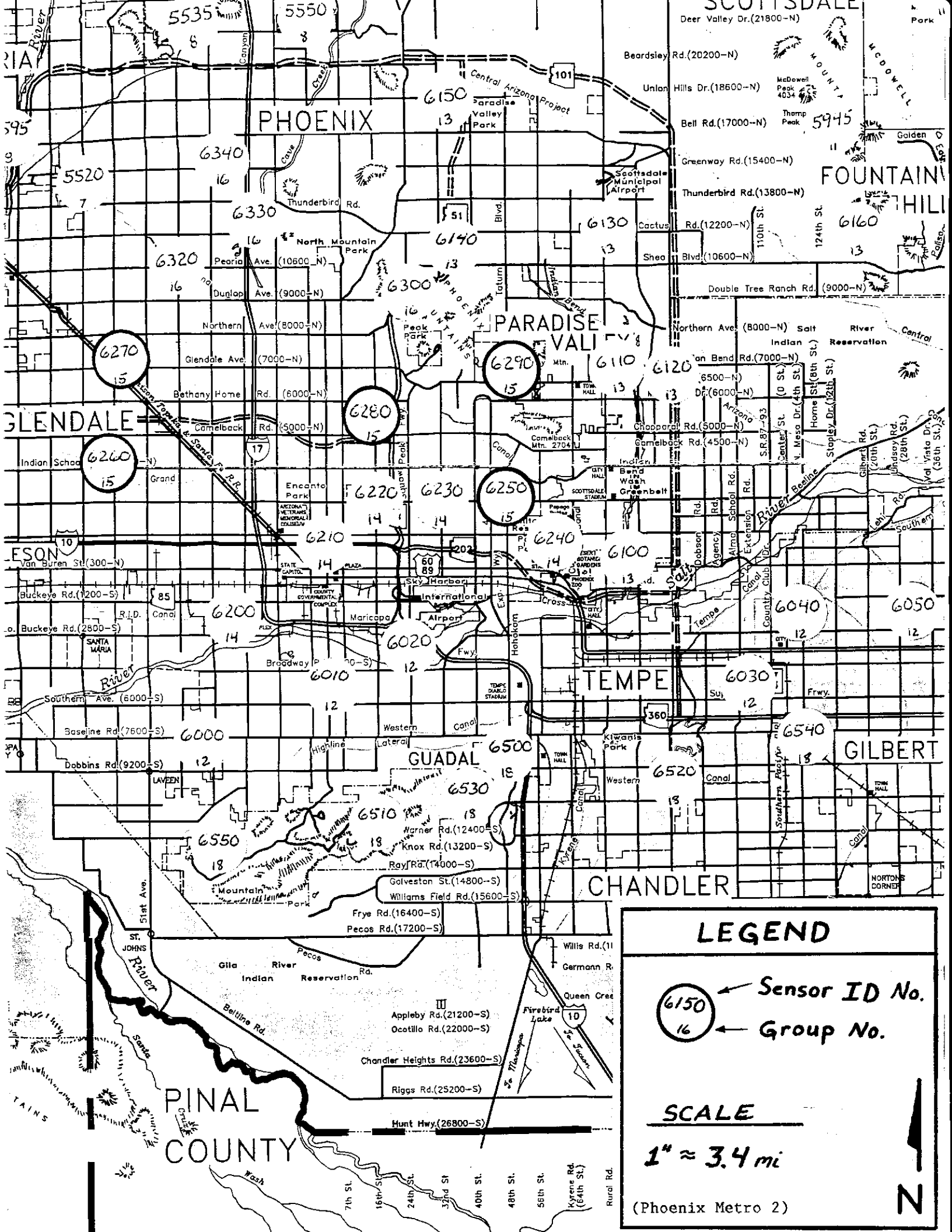
DeviceID	6200	6210	6220	6230	6240
StatType	dif	dif	dif	dif	dif
DataType	precip	precip	precip	precip	precip
Units	in	in	in	in	in
1 day at 24:00:00					
07/31/92	0.00	0.00	0.00	0.00	0.00
07/30/92	0.00	0.00	0.00	0.00	0.00
07/29/92	0.00	0.00	0.04	0.00	0.20
07/28/92	0.00	0.00	0.00	0.00	0.00
07/27/92	0.00	0.00	0.00	0.00	0.00
07/26/92	0.00	0.00	0.00	0.00	0.00
07/25/92	0.00	0.00	0.00	0.00	0.00
07/24/92	3.03	2.72	1.85	1.42	1.06
07/23/92	0.00	0.08	0.16	0.51	0.35
07/22/92	0.00	0.00	0.00	0.00	0.00
07/21/92	0.00	0.00	0.00	0.00	0.00
07/20/92	0.00	0.00	0.00	0.00	0.00
07/19/92	0.00	0.00	0.00	0.00	0.00
07/18/92	0.00	0.00	0.00	0.00	0.00
07/17/92	0.00	0.00	0.00	0.00	0.00
07/16/92	0.00	0.00	0.00	0.00	0.00
07/15/92	0.00	0.00	0.00	0.00	0.00
07/14/92	0.00	0.00	0.00	0.00	0.00
07/13/92	0.00	0.00	0.00	0.00	0.00
07/12/92	0.00	0.00	0.00	0.00	0.00
07/11/92	0.35	0.39	0.35	0.28	0.39
07/10/92	0.20	0.63	0.55	0.55	0.08
07/09/92	0.00	0.00	0.00	0.00	0.00
07/08/92	0.00	0.00	0.00	0.00	0.00
07/07/92	0.00	0.04	0.08	0.28	0.00
07/06/92	0.00	0.00	0.00	0.00	0.00
07/05/92	0.00	0.00	0.00	0.00	0.00
07/04/92	0.00	0.00	0.00	0.00	0.00
07/03/92	0.00	0.00	0.00	0.00	0.00
07/02/92	0.00	0.00	0.00	0.00	0.00
07/01/92	0.00	0.00	0.00	0.00	0.00
TOTALS:	3.58	3.86	3.03	3.03	2.09

Group Name
CCS3: Phx Metro 1

DeviceID	6200	6210	6220	6230	6240
StatType	dif	dif	dif	dif	dif
DataType	precip	precip	precip	precip	precip
Units	in	in	in	in	in
1 day at 24:00:00					
08/31/92	0.00	0.00	0.00	0.00	0.00
08/30/92	0.00	0.00	0.00	0.00	0.00
08/29/92	0.00	0.00	0.00	0.00	0.00
08/28/92	0.00	0.00	0.00	0.00	0.00
08/27/92	0.00	0.00	0.00	0.00	0.00
08/26/92	0.00	0.00	0.00	0.00	0.00
08/25/92	0.00	0.00	0.00	0.00	0.00
08/24/92	0.00	0.00	0.00	0.00	0.00
08/23/92	0.28	0.31	0.43	0.51	0.20
08/22/92	0.16	0.39	0.39	0.47	0.47
08/21/92	0.00	0.00	0.00	0.00	0.00
08/20/92	0.00	0.00	0.00	0.00	0.08
08/19/92	0.00	0.00	0.24	0.24	0.47
08/18/92	0.00	0.00	0.00	0.00	0.00
08/17/92	0.00	0.00	0.00	0.00	0.00
08/16/92	0.00	0.00	0.00	0.00	0.00
08/15/92	0.00	0.00	0.00	0.00	0.00
08/14/92	0.00	0.00	0.00	0.00	0.00
08/13/92	0.00	0.00	0.00	0.00	0.00
08/12/92	0.00	0.00	0.00	0.00	0.00
08/11/92	0.20	0.16	0.04	0.00	0.00
08/10/92	0.00	0.00	0.00	0.00	0.00
08/09/92	0.00	0.00	0.00	0.00	0.00
08/08/92	0.00	0.00	0.00	0.00	0.00
08/07/92	0.00	0.00	0.00	0.00	0.00
08/06/92	0.00	0.04	0.08	0.55	0.43
08/05/92	0.08	0.16	0.16	0.24	0.35
08/04/92	0.00	0.00	0.00	0.00	0.00
08/03/92	0.00	0.00	0.00	0.00	0.00
08/02/92	0.00	0.00	0.00	0.00	0.00
08/01/92	0.00	0.00	0.00	0.00	0.08
TOTALS:	0.71	1.06	1.34	2.01	2.09

Group Name
CCS3: Phx Metro 1

DeviceID	6200	6210	6220	6230	6240
StatType	dif	dif	dif	dif	dif
DataType	precip	precip	precip	precip	precip
Units	in	in	in	in	in
1 day at 24:00:00					
09/30/92	0.00	0.00	0.00	0.00	0.00
09/29/92	0.00	0.00	0.00	0.00	0.00
09/28/92	0.00	0.00	0.00	0.00	0.00
09/27/92	0.00	0.00	0.00	0.00	0.00
09/26/92	0.00	0.00	0.00	0.00	0.00
09/25/92	0.00	0.00	0.00	0.00	0.00
09/24/92	0.00	0.00	0.00	0.00	0.00
09/23/92	0.00	0.00	0.00	0.00	0.00
09/22/92	0.00	0.00	0.00	0.00	0.00
09/21/92	0.00	0.00	0.00	0.00	0.00
09/20/92	0.00	0.00	0.00	0.00	0.04
09/19/92	0.00	0.00	0.00	0.00	0.00
09/18/92	0.00	0.00	0.00	0.00	0.00
09/17/92	0.00	0.00	0.00	0.00	0.00
09/16/92	0.00	0.00	0.00	0.00	0.00
09/15/92	0.00	0.00	0.00	0.00	0.00
09/14/92	0.00	0.00	0.00	0.00	0.00
09/13/92	0.00	0.00	0.00	0.00	0.00
09/12/92	0.00	0.00	0.00	0.00	0.00
09/11/92	0.00	0.00	0.00	0.00	0.00
09/10/92	0.00	0.00	0.00	0.00	0.00
09/09/92	0.00	0.00	0.00	0.00	0.00
09/08/92	0.00	0.00	0.00	0.00	0.00
09/07/92	0.00	0.00	0.00	0.00	0.00
09/06/92	0.00	0.00	0.00	0.00	0.00
09/05/92	0.00	0.00	0.00	0.00	0.00
09/04/92	0.00	0.00	0.00	0.00	0.00
09/03/92	0.00	0.00	0.00	0.00	0.00
09/02/92	0.00	0.00	0.00	0.00	0.00
09/01/92	0.00	0.00	0.00	0.00	0.00
TOTALS:	0.00	0.00	0.00	0.00	0.04



SCOTTSDALE

PHOENIX

PARADISE VALLEY

GLENDALE

DESIGN

TEMPE

GUADALUPE

GILBERT

CHANDLER

PINAL COUNTY

LEGEND

-  ← Sensor ID No.
-  ← Group No.

SCALE

1" ≈ 3.4 mi

(Phoenix Metro 2)



Group Name
CCS4: Phx Metro 2

DeviceID	6250	6260	6270	6280	6290
StatType	dif	dif	dif	dif	dif
DataType	precip	precip	precip	precip	precip
Units	in	in	in	in	in
1 day at 24:00:00					
10/31/91	0.00	0.00	0.00	0.00	0.00
10/30/91	0.00	0.00	0.00	0.00	0.00
10/29/91	0.00	0.00	0.00	0.00	0.00
10/28/91	0.00	0.00	0.00	0.00	0.00
10/27/91	0.75	0.79	0.71	0.59	0.75
10/26/91	0.00	0.00	0.00	0.00	0.00
10/25/91	0.00	0.00	0.00	0.00	0.00
10/24/91	0.00	0.00	0.00	0.00	0.00
10/23/91	0.00	0.00	0.00	0.00	0.00
10/22/91	0.00	0.00	0.00	0.00	0.00
10/21/91	0.00	0.00	0.00	0.00	0.00
10/20/91	0.00	0.00	0.00	0.00	0.00
10/19/91	0.00	0.00	0.00	0.00	0.00
10/18/91	0.00	0.00	0.00	0.00	0.00
10/17/91	0.00	0.00	0.00	0.00	0.00
10/16/91	0.00	0.00	0.00	0.00	0.00
10/15/91	0.00	0.00	0.00	0.00	0.00
10/14/91	0.00	0.00	0.00	0.00	0.00
10/13/91	0.00	0.00	0.00	0.00	0.00
10/12/91	0.00	0.00	0.00	0.00	0.00
10/11/91	0.00	0.00	0.00	0.00	0.00
10/10/91	0.00	0.00	0.00	0.00	0.00
10/09/91	0.00	0.00	0.00	0.00	0.00
10/08/91	0.00	0.00	0.00	0.00	0.00
10/07/91	0.00	0.00	0.00	0.00	0.00
10/06/91	0.00	0.00	0.00	0.00	0.00
10/05/91	0.00	0.00	0.00	0.00	0.00
10/04/91	0.00	0.00	0.00	0.00	0.00
10/03/91	0.00	0.00	0.00	0.00	0.00
10/02/91	0.00	0.00	0.00	0.00	0.00
10/01/91	0.00	0.00	0.00	0.00	0.00
TOTALS:	0.75	0.79	0.71	0.59	0.75

Group Name
CCS4: Phx Metro 2

DeviceID	6250	6260	6270	6280	6290
StatType	dif	dif	dif	dif	dif
DataType	precip	precip	precip	precip	precip
Units	in	in	in	in	in
1 day at 24:00:00					
11/30/91	0.39	0.35	0.28	0.39	0.28
11/29/91	0.00	0.08	0.08	0.00	0.00
11/28/91	0.00	0.00	0.00	0.00	0.00
11/27/91	0.00	0.00	0.00	0.00	0.00
11/26/91	0.00	0.00	0.00	0.00	0.00
11/25/91	0.00	0.00	0.00	0.00	0.00
11/24/91	0.00	0.00	0.00	0.00	0.00
11/23/91	0.00	0.00	0.00	0.00	0.00
11/22/91	0.00	0.00	0.00	0.00	0.00
11/21/91	0.00	0.00	0.00	0.00	0.00
11/20/91	0.00	0.00	0.00	0.00	0.00
11/19/91	0.00	0.00	0.00	0.00	0.00
11/18/91	0.00	0.00	0.00	0.00	0.00
11/17/91	0.00	0.00	0.00	0.00	0.00
11/16/91	0.00	0.00	0.00	0.00	0.00
11/15/91	0.04	0.00	0.00	0.04	0.04
11/14/91	0.12	0.04	0.04	0.20	0.12
11/13/91	0.00	0.00	0.00	0.00	0.00
11/12/91	0.00	0.00	0.00	0.00	0.00
11/11/91	0.00	0.04	0.00	0.00	0.08
11/10/91	0.35	0.47	0.87	0.63	0.31
11/09/91	0.00	0.00	0.00	0.00	0.00
11/08/91	0.00	0.00	0.00	0.00	0.00
11/07/91	0.00	0.00	0.00	0.00	0.00
11/06/91	0.00	0.00	0.00	0.00	0.00
11/05/91	0.00	0.00	0.00	0.00	0.00
11/04/91	0.00	0.00	0.00	0.00	0.00
11/03/91	0.00	0.00	0.00	0.00	0.00
11/02/91	0.00	0.00	0.00	0.00	0.00
11/01/91	0.00	0.00	0.00	0.00	0.00
TOTALS:	0.91	0.98	1.26	1.26	0.83

Group Name
CCS4: Phx Metro 2

DeviceID	6250	6260	6270	6280	6290
StatType	dif	dif	dif	dif	dif
Data Type	precip	precip	precip	precip	precip
Units	in	in	in	in	in
1 day at 24:00:00					
12/31/91	0.00	0.00	0.00	0.00	0.00
12/30/91	0.00	0.12	0.04	0.20	0.04
12/29/91	0.00	0.00	0.00	0.00	0.00
12/28/91	0.00	0.00	0.00	0.00	0.00
12/27/91	0.00	0.00	0.00	0.00	0.00
12/26/91	0.00	0.00	0.00	0.00	0.00
12/25/91	0.00	0.00	0.00	0.00	0.00
12/24/91	0.00	0.00	0.00	0.00	0.00
12/23/91	0.00	0.00	0.00	0.00	0.00
12/22/91	0.00	0.00	0.00	0.00	0.00
12/21/91	0.04	0.00	0.04	0.00	0.04
12/20/91	0.04	0.04	0.00	0.04	0.00
12/19/91	0.31	1.26	2.17	1.02	0.31
12/18/91	0.47	0.55	0.55	0.51	0.35
12/17/91	0.00	0.00	0.00	0.00	0.00
12/16/91	0.00	0.00	0.00	0.00	0.00
12/15/91	0.00	0.00	0.00	0.00	0.00
12/14/91	0.00	0.00	0.00	0.00	0.00
12/13/91	0.00	0.00	0.00	0.00	0.00
12/12/91	0.00	0.00	0.00	0.00	0.00
12/11/91	0.00	0.04	0.00	0.04	0.00
12/10/91	0.43	0.28	0.43	1.10	0.47
12/09/91	0.00	0.00	0.00	0.00	0.00
12/08/91	0.00	0.00	0.00	0.00	0.00
12/07/91	0.00	0.00	0.00	0.00	0.00
12/06/91	0.00	0.00	0.00	0.00	0.00
12/05/91	0.00	0.00	0.00	0.00	0.00
12/04/91	0.00	0.00	0.00	0.00	0.00
12/03/91	0.00	0.00	0.00	0.00	0.00
12/02/91	0.00	0.00	0.00	0.00	0.00
12/01/91	0.00	0.00	0.00	0.00	0.04
TOTALS:	1.30	2.28	3.23	2.91	1.26

Group Name
CCS4: Phx Metro 2

DeviceID	6250	6260	6270	6280	6290
StatType	dif	dif	dif	dif	dif
Data Type	precip	precip	precip	precip	precip
Units	in	in	in	in	in
1 day at 24:00:00					
01/31/92	0.00	0.00	0.00	0.00	0.00
01/30/92	0.00	0.00	0.00	0.00	0.00
01/29/92	0.00	0.00	0.00	0.00	0.00
01/28/92	0.00	0.00	0.00	0.00	0.00
01/27/92	0.00	0.00	0.00	0.00	0.00
01/26/92	0.00	0.00	0.00	0.00	0.00
01/25/92	0.00	0.00	0.00	0.00	0.00
01/24/92	0.00	0.00	0.00	0.00	0.00
01/23/92	0.00	0.00	0.00	0.00	0.00
01/22/92	0.00	0.00	0.00	0.00	0.00
01/21/92	0.00	0.00	0.00	0.00	0.00
01/20/92	0.00	0.04	0.00	0.00	0.00
01/19/92	0.00	0.00	0.00	0.00	0.00
01/18/92	0.00	0.00	0.00	0.00	0.00
01/17/92	0.00	0.00	0.00	0.00	0.00
01/16/92	0.00	0.00	0.00	0.00	0.00
01/15/92	0.00	0.00	0.00	0.00	0.00
01/14/92	0.00	0.00	0.00	0.00	0.00
01/13/92	0.00	0.00	0.00	0.00	0.00
01/12/92	0.31	0.08	0.08	0.16	0.20
01/11/92	0.20	0.28	0.63	0.28	0.28
01/10/92	0.00	0.00	0.00	0.00	0.00
01/09/92	0.00	0.00	0.00	0.00	0.00
01/08/92	0.00	0.00	0.00	0.00	0.00
01/07/92	0.00	0.00	0.00	0.04	0.04
01/06/92	0.59	0.31	0.55	0.55	0.63
01/05/92	0.08	0.00	0.04	0.00	0.04
01/04/92	0.00	0.08	0.08	0.12	0.04
01/03/92	0.31	0.31	0.43	0.35	0.31
01/02/92	0.00	0.00	0.00	0.00	0.00
01/01/92	0.00	0.00	0.00	0.00	0.00
TOTALS:	1.50	1.10	1.81	1.50	1.54

Group Name
CCS4: Phx Metro 2

DeviceID	6250	6260	6270	6280	6290
StatType	dif	dif	dif	dif	dif
DataType	precip	precip	precip	precip	precip
Units	in	in	in	in	in
1 day at 24:00:00					
02/29/92	0.00	0.00	0.00	0.00	0.00
02/28/92	0.00	0.00	0.00	0.00	0.00
02/27/92	0.00	0.00	0.00	0.00	0.00
02/26/92	0.00	0.00	0.00	0.00	0.00
02/25/92	0.00	0.00	0.00	0.00	0.00
02/24/92	0.00	0.00	0.00	0.00	0.00
02/23/92	0.00	0.00	0.00	0.00	0.00
02/22/92	0.00	0.00	0.00	0.00	0.00
02/21/92	0.00	0.00	0.00	0.00	0.00
02/20/92	0.00	0.00	0.00	0.00	0.00
02/19/92	0.00	0.00	0.00	0.00	0.00
02/18/92	0.00	0.00	0.00	0.00	0.00
02/17/92	0.00	0.00	0.00	0.00	0.00
02/16/92	0.08	0.04	0.04	0.04	0.08
02/15/92	0.00	0.04	0.04	0.04	0.00
02/14/92	0.00	0.00	0.00	0.00	0.00
02/13/92	0.24	0.28	0.28	0.28	0.43
02/12/92	0.00	0.00	0.00	0.04	0.00
02/11/92	0.08	0.04	0.00	0.20	0.04
02/10/92	0.08	0.28	0.43	0.28	0.04
02/09/92	0.00	0.00	0.00	0.00	0.00
02/08/92	0.16	0.04	0.08	0.12	0.20
02/07/92	0.39	0.51	0.91	0.39	0.39
02/06/92	0.00	0.04	0.04	0.00	0.00
02/05/92	0.00	0.00	0.00	0.00	0.00
02/04/92	0.00	0.00	0.00	0.00	0.00
02/03/92	0.00	0.00	0.00	0.00	0.00
02/02/92	0.00	0.00	0.00	0.00	0.00
02/01/92	0.00	0.00	0.00	0.00	0.00
TOTALS:	1.02	1.26	1.81	1.38	1.18

Group Name
CCS4: Phx Metro 2

DeviceID	6250	6260	6270	6280	6290
StatType	dif	dif	dif	dif	dif
DataType	precip	precip	precip	precip	precip
Units	in	in	in	in	in
1 day at 24:00:00					
03/31/92	0.04	0.00	0.00	0.00	0.31
03/30/92	0.00	0.00	0.00	0.04	0.00
03/29/92	0.04	0.20	0.00	0.04	0.39
03/28/92	0.24	0.00	0.00	0.00	0.00
03/27/92	0.51	0.47	0.39	0.59	0.51
03/26/92	0.00	0.00	0.00	0.00	0.00
03/25/92	0.24	0.00	0.00	0.00	0.00
03/24/92	0.00	0.00	0.00	0.00	0.00
03/23/92	0.00	0.00	0.00	0.00	0.00
03/22/92	0.00	0.00	0.00	0.00	0.00
03/21/92	0.00	0.04	0.39	0.16	0.00
03/20/92	0.00	0.00	0.00	0.00	0.00
03/19/92	0.00	0.00	0.00	0.00	0.00
03/18/92	0.00	0.00	0.00	0.00	0.00
03/17/92	0.00	0.00	0.00	0.00	0.00
03/16/92	0.00	0.00	0.00	0.00	0.00
03/15/92	0.00	0.00	0.00	0.00	0.00
03/14/92	0.00	0.00	0.00	0.00	0.00
03/13/92	0.00	0.00	0.00	0.00	0.00
03/12/92	0.00	0.00	0.00	0.00	0.00
03/11/92	0.00	0.00	0.00	0.00	0.00
03/10/92	0.00	0.00	0.00	0.00	0.00
03/09/92	0.71	0.51	0.71	0.63	0.71
03/08/92	0.12	0.39	0.35	0.39	0.39
03/07/92	0.08	0.00	0.00	0.08	0.04
03/06/92	0.00	0.00	0.00	0.00	0.00
03/05/92	0.00	0.00	0.00	0.00	0.00
03/04/92	0.04	0.00	0.08	0.04	0.04
03/03/92	0.24	0.20	0.04	0.16	0.28
03/02/92	0.39	0.39	0.47	0.28	0.43
03/01/92	0.00	0.00	0.00	0.00	0.00
TOTALS:	2.64	2.20	2.44	2.40	3.11

Group Name
CCS4: Phx Metro 2

DeviceID	6250	6260	6270	6280	6290
StatType	dif	dif	dif	dif	dif
DataType	precip	precip	precip	precip	precip
Units	in	in	in	in	in
1 day at 24:00:00					
04/30/92	0.00	0.00	0.00	0.00	0.00
04/29/92	0.00	0.00	0.00	0.00	0.00
04/28/92	0.00	0.00	0.00	0.00	0.00
04/27/92	0.00	0.00	0.00	0.00	0.00
04/26/92	0.00	0.00	0.00	0.00	0.00
04/25/92	0.00	0.00	0.00	0.00	0.00
04/24/92	0.00	0.00	0.00	0.00	0.00
04/23/92	0.00	0.00	0.00	0.00	0.00
04/22/92	0.00	0.00	0.00	0.00	0.00
04/21/92	0.00	0.00	0.00	0.00	0.00
04/20/92	0.00	0.00	0.00	0.00	0.00
04/19/92	0.00	0.00	0.00	0.00	0.00
04/18/92	0.00	0.00	0.00	0.00	0.00
04/17/92	0.00	0.00	0.00	0.00	0.00
04/16/92	0.00	0.00	0.00	0.00	0.00
04/15/92	0.00	0.00	0.00	0.00	0.00
04/14/92	0.00	0.00	0.00	0.00	0.00
04/13/92	0.00	0.00	0.00	0.00	0.00
04/12/92	0.00	0.00	0.00	0.00	0.00
04/11/92	0.00	0.00	0.00	0.00	0.00
04/10/92	0.00	0.00	0.00	0.00	0.00
04/09/92	0.00	0.00	0.00	0.00	0.00
04/08/92	0.00	0.00	0.00	0.00	0.00
04/07/92	0.00	0.00	0.00	0.00	0.00
04/06/92	0.00	0.00	0.00	0.00	0.00
04/05/92	0.00	0.00	0.00	0.00	0.00
04/04/92	0.00	0.00	0.00	0.00	0.00
04/03/92	0.00	0.00	0.00	0.00	0.00
04/02/92	0.16	0.08	0.12	0.08	0.00
04/01/92	0.51	0.35	0.39	0.47	0.51
TOTALS:	0.67	0.43	0.51	0.55	0.51

Group Name
CCS4: Phx Metro 2

DeviceID	6250	6260	6270	6280	6290
StatType	dif	dif	dif	dif	dif
DataType	precip	precip	precip	precip	precip
Units	in	in	in	in	in
1 day at 24:00:00					
05/31/92	0.00	0.00	0.00	0.00	0.00
05/30/92	0.00	0.00	0.00	0.00	0.00
05/29/92	0.00	0.00	0.00	0.00	0.00
05/28/92	0.00	0.00	0.00	0.00	0.00
05/27/92	0.00	0.00	0.00	0.00	0.00
05/26/92	0.00	0.00	0.00	0.00	0.00
05/25/92	0.04	0.00	0.00	0.00	0.00
05/24/92	0.00	0.00	0.00	0.00	0.00
05/23/92	0.12	0.12	0.20	0.20	0.20
05/22/92	0.00	0.00	0.00	0.00	0.00
05/21/92	0.04	0.20	0.24	0.08	0.12
05/20/92	0.55	0.43	0.63	0.20	0.55
05/19/92	0.24	0.00	0.00	0.00	0.00
05/18/92	0.00	0.00	0.00	0.00	0.00
05/17/92	0.00	0.00	0.00	0.00	0.00
05/16/92	0.00	0.00	0.00	0.00	0.00
05/15/92	0.00	0.00	0.00	0.00	0.00
05/14/92	0.00	0.00	0.00	0.00	0.00
05/13/92	0.00	0.00	0.00	0.00	0.00
05/12/92	0.00	0.00	0.00	0.00	0.00
05/11/92	0.00	0.00	0.00	0.00	0.00
05/10/92	0.00	0.00	0.00	0.00	0.00
05/09/92	0.00	0.00	0.00	0.00	0.00
05/08/92	0.00	0.00	0.00	0.00	0.00
05/07/92	0.00	0.00	0.00	0.00	0.00
05/06/92	0.00	0.00	0.00	0.00	0.00
05/05/92	0.16	0.04	0.04	0.20	0.08
05/04/92	0.00	0.00	0.00	0.00	0.00
05/03/92	0.00	0.00	0.00	0.04	0.00
05/02/92	0.00	0.00	0.00	0.00	0.00
05/01/92	0.00	0.00	0.00	0.00	0.00
TOTALS:	1.14	0.79	1.10	0.71	0.94

Group Name
CCS4: Phx Metro 2

DeviceID	6250	6260	6270	6280	6290
StatType	dif	dif	dif	dif	dif
DataType	precip	precip	precip	precip	precip
Units	in	in	in	in	in
1 day at 24:00:00					
06/30/92	0.00	0.00	0.00	0.00	0.00
06/29/92	0.00	0.00	0.00	0.00	0.00
06/28/92	0.00	0.00	0.00	0.00	0.00
06/27/92	0.00	0.00	0.00	0.00	0.00
06/26/92	0.00	0.00	0.00	0.00	0.00
06/25/92	0.00	0.00	0.00	0.00	0.00
06/24/92	0.00	0.00	0.00	0.00	0.00
06/23/92	0.00	0.00	0.00	0.00	0.00
06/22/92	0.00	0.00	0.00	0.00	0.00
06/21/92	0.00	0.00	0.00	0.00	0.00
06/20/92	0.00	0.00	0.00	0.00	0.00
06/19/92	0.00	0.00	0.00	0.00	0.00
06/18/92	0.00	0.00	0.00	0.00	0.00
06/17/92	0.00	0.00	0.00	0.00	0.00
06/16/92	0.00	0.00	0.00	0.00	0.00
06/15/92	0.00	0.00	0.00	0.00	0.00
06/14/92	0.00	0.00	0.00	0.00	0.00
06/13/92	0.00	0.00	0.00	0.00	0.00
06/12/92	0.00	0.00	0.00	0.00	0.00
06/11/92	0.00	0.00	0.00	0.00	0.00
06/10/92	0.00	0.00	0.00	0.00	0.00
06/09/92	0.00	0.00	0.00	0.00	0.00
06/08/92	0.00	0.00	0.00	0.00	0.00
06/07/92	0.00	0.00	0.00	0.00	0.00
06/06/92	0.00	0.00	0.00	0.00	0.00
06/05/92	0.00	0.00	0.00	0.00	0.00
06/04/92	0.00	0.00	0.00	0.00	0.00
06/03/92	0.00	0.12	0.08	0.00	0.00
06/02/92	0.00	0.00	0.00	0.00	0.00
06/01/92	0.00	0.00	0.00	0.00	0.00
TOTALS:	0.00	0.12	0.08	0.00	0.00

Group Name
CCS4: Phx Metro 2

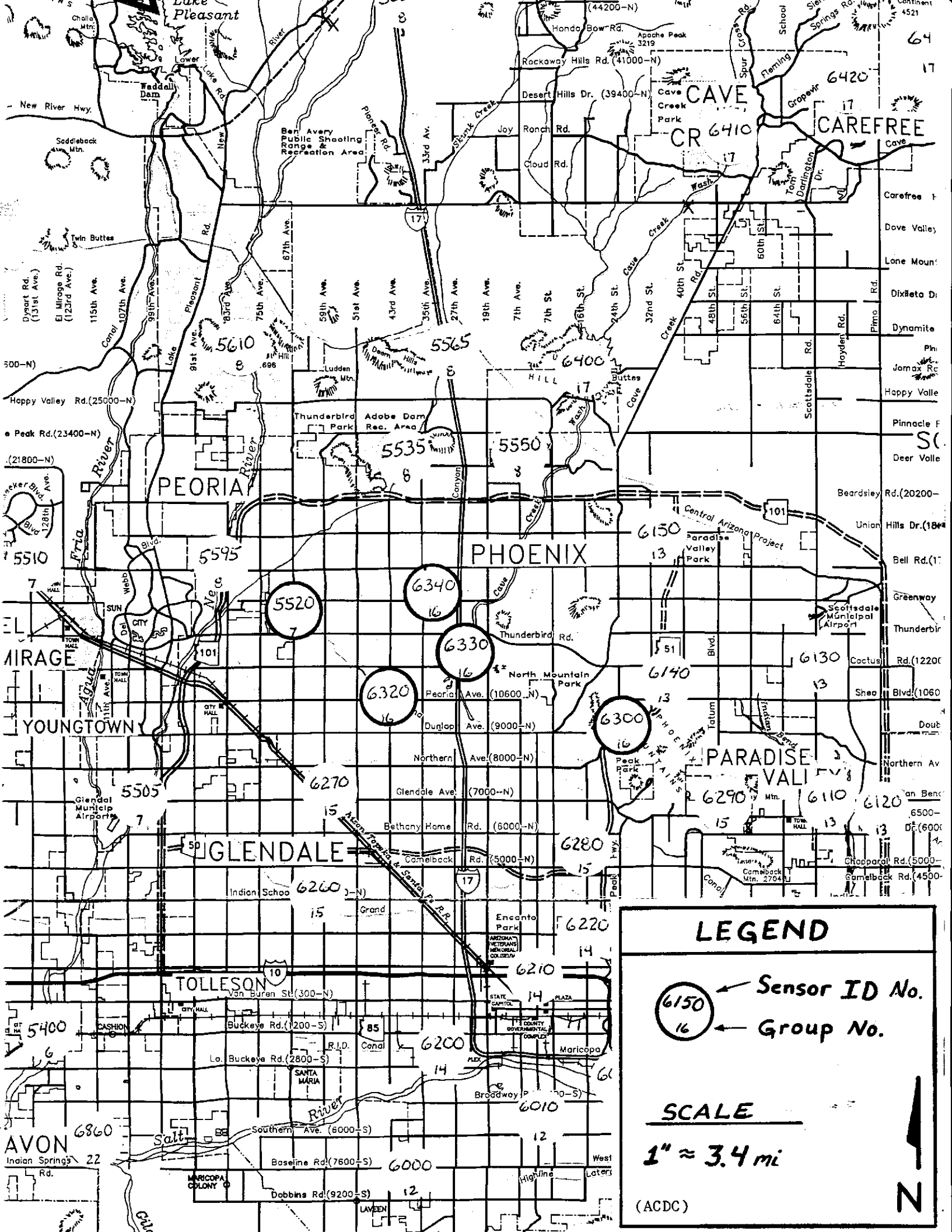
DeviceID	6250	6260	6270	6280	6290
StatType	dif	dif	dif	dif	dif
DataType	precip	precip	precip	precip	precip
Units	in	in	in	in	in
1 day at 24:00:00					
07/31/92	0.00	0.00	0.00	0.00	0.00
07/30/92	0.00	0.00	0.00	0.00	0.00
07/29/92	0.31	0.00	0.12	0.04	0.08
07/28/92	0.00	0.00	0.00	0.28	0.00
07/27/92	0.00	0.00	0.00	0.00	0.00
07/26/92	0.00	0.00	0.00	0.00	0.00
07/25/92	0.00	0.00	0.00	0.00	0.00
07/24/92	1.06	3.78	2.87	1.97	2.13
07/23/92	1.30	0.00	0.00	0.24	0.71
07/22/92	0.00	0.00	0.00	0.00	0.00
07/21/92	0.00	0.00	0.00	0.00	0.00
07/20/92	0.00	0.00	0.00	0.00	0.00
07/19/92	0.00	0.00	0.00	0.00	0.00
07/18/92	0.00	0.00	0.00	0.00	0.00
07/17/92	0.00	0.00	0.00	0.00	0.00
07/16/92	0.00	0.00	0.00	0.00	0.00
07/15/92	0.00	0.00	0.00	0.00	0.00
07/14/92	0.00	0.00	0.00	0.00	0.00
07/13/92	0.00	0.00	0.00	0.00	0.00
07/12/92	0.00	0.00	0.00	0.00	0.00
07/11/92	0.39	0.28	0.28	0.31	0.28
07/10/92	0.51	0.47	0.35	0.91	0.24
07/09/92	0.00	0.00	0.00	0.00	0.00
07/08/92	0.00	0.00	0.00	0.00	0.00
07/07/92	0.00	0.04	0.04	0.04	0.12
07/06/92	0.00	0.00	0.00	0.00	0.00
07/05/92	0.00	0.00	0.00	0.00	0.00
07/04/92	0.00	0.00	0.00	0.00	0.00
07/03/92	0.00	0.00	0.00	0.00	0.00
07/02/92	0.00	0.00	0.00	0.00	0.00
07/01/92	0.00	0.00	0.00	0.00	0.00
TOTALS:	3.58	4.57	3.66	3.78	3.54

Group Name
CCS4: Phx Metro 2



DeviceID	6250	6260	6270	6280	6290
StatType	dif	dif	dif	dif	dif
DataType	precip	precip	precip	precip	precip
Units	in	in	in	in	in
1 day at 24:00:00					
08/31/92	0.00	0.00	0.00	0.00	0.00
08/30/92	0.00	0.00	0.00	0.00	0.00
08/29/92	0.00	0.00	0.00	0.00	0.00
08/28/92	0.00	0.00	0.00	0.00	0.00
08/27/92	0.00	0.00	0.00	0.00	0.00
08/26/92	0.00	0.00	0.00	0.00	0.00
08/25/92	0.00	0.00	0.00	0.00	0.00
08/24/92	0.00	0.00	0.00	0.00	0.04
08/23/92	0.47	0.35	0.39	0.28	0.31
08/22/92	0.39	0.20	0.12	0.59	0.55
08/21/92	0.00	0.00	0.00	0.00	0.00
08/20/92	0.00	0.00	0.00	0.12	0.00
08/19/92	0.28	0.00	0.00	0.12	0.08
08/18/92	0.00	0.00	0.00	0.00	0.00
08/17/92	0.00	0.00	0.00	0.00	0.04
08/16/92	0.00	0.00	0.00	0.00	0.00
08/15/92	0.00	0.00	0.00	0.00	0.00
08/14/92	0.00	0.00	0.00	0.00	0.00
08/13/92	0.00	0.00	0.00	0.00	0.00
08/12/92	0.00	0.00	0.00	0.04	0.00
08/11/92	0.00	0.16	0.39	0.28	0.00
08/10/92	0.00	0.00	0.00	0.00	0.00
08/09/92	0.00	0.00	0.00	0.00	0.00
08/08/92	0.00	0.00	0.00	0.00	0.00
08/07/92	0.04	0.00	0.00	0.00	0.00
08/06/92	0.20	0.31	0.20	0.28	0.43
08/05/92	0.24	0.35	0.28	0.16	0.28
08/04/92	0.00	0.00	0.00	0.00	0.00
08/03/92	0.00	0.00	0.00	0.00	0.00
08/02/92	0.00	0.00	0.00	0.00	0.00
08/01/92	0.00	0.00	0.00	0.00	0.08
TOTALS:	1.61	1.38	1.38	1.85	1.81

Group Name
CCS4: Phx Metro 2

DeviceID	6250	6260	6270	6280	6290
StatType	dif	dif	dif	dif	dif
DataType	precip	precip	precip	precip	precip
Units	in	in	in	in	in
1 day at 24:00:00					
09/30/92	0.00	0.00	0.00	0.00	0.00
09/29/92	0.00	0.00	0.00	0.00	0.00
09/28/92	0.00	0.00	0.00	0.00	0.00
09/27/92	0.00	0.00	0.00	0.00	0.00
09/26/92	0.00	0.00	0.00	0.00	0.00
09/25/92	0.00	0.00	0.00	0.00	0.00
09/24/92	0.00	0.00	0.00	0.00	0.00
09/23/92	0.00	0.00	0.00	0.00	0.00
09/22/92	0.00	0.00	0.00	0.00	0.00
09/21/92	0.00	0.00	0.00	0.00	0.00
09/20/92	0.00	0.31	0.20	0.00	0.00
09/19/92	0.00	0.00	0.08	0.00	0.83
09/18/92	0.00	0.00	0.00	0.00	0.00
09/17/92	0.00	0.00	0.00	0.00	0.00
09/16/92	0.00	0.00	0.00	0.00	0.00
09/15/92	0.00	0.00	0.00	0.00	0.00
09/14/92	0.00	0.00	0.00	0.00	0.00
09/13/92	0.00	0.00	0.00	0.00	0.00
09/12/92	0.00	0.00	0.00	0.00	0.00
09/11/92	0.00	0.00	0.00	0.00	0.00
09/10/92	0.00	0.00	0.00	0.00	0.00
09/09/92	0.00	0.00	0.00	0.00	0.00
09/08/92	0.00	0.00	0.00	0.00	0.00
09/07/92	0.00	0.00	0.00	0.00	0.00
09/06/92	0.00	0.00	0.00	0.00	0.00
09/05/92	0.00	0.00	0.00	0.00	0.00
09/04/92	0.00	0.00	0.00	0.00	0.00
09/03/92	0.00	0.00	0.00	0.00	0.00
09/02/92	0.00	0.00	0.00	0.00	0.00
09/01/92	0.00	0.00	0.00	0.00	0.00
TOTALS:	0.00	0.31	0.28	0.00	0.83



LEGEND

 ← Sensor ID No.
 ← Group No.

SCALE

1" ≈ 3.4 mi

(ACDC)

N

Group Name
CCS5: ACDC

DeviceID	6300	5520	6320	6330	6340
StatType	dif	dif	dif	dif	dif
DataType	precip	precip	precip	precip	precip
Units	in	in	in	in	in
1 day at 24:00:00					
10/31/91	0.00	0.00	0.00	0.00	0.00
10/30/91	0.00	0.00	0.00	0.00	0.00
10/29/91	0.00	0.00	0.00	0.00	0.00
10/28/91	0.00	0.00	0.00	0.00	0.00
10/27/91	0.71	0.75	0.59	0.79	0.71
10/26/91	0.00	0.00	0.00	0.00	0.00
10/25/91	0.00	0.00	0.00	0.00	0.00
10/24/91	0.00	0.00	0.00	0.00	0.00
10/23/91	0.00	0.00	0.00	0.00	0.00
10/22/91	0.04	0.00	0.00	0.00	0.00
10/21/91	0.00	0.00	0.00	0.00	0.00
10/20/91	0.00	0.00	0.00	0.00	0.00
10/19/91	0.00	0.00	0.00	0.00	0.00
10/18/91	0.00	0.00	0.00	0.00	0.00
10/17/91	0.00	0.00	0.00	0.00	0.00
10/16/91	0.00	0.00	0.00	0.00	0.00
10/15/91	0.00	0.00	0.00	0.00	0.00
10/14/91	0.00	0.00	0.00	0.00	0.00
10/13/91	0.00	0.00	0.00	0.00	0.00
10/12/91	0.00	0.00	0.00	0.00	0.00
10/11/91	0.00	0.00	0.00	0.00	0.00
10/10/91	0.00	0.00	0.00	0.00	0.00
10/09/91	0.00	0.00	0.00	0.00	0.00
10/08/91	0.00	0.00	0.00	0.00	0.00
10/07/91	0.00	0.00	0.00	0.00	0.00
10/06/91	0.00	0.00	0.00	0.00	0.00
10/05/91	0.00	0.00	0.00	0.00	0.00
10/04/91	0.00	0.00	0.00	0.00	0.00
10/03/91	0.00	0.00	0.00	0.00	0.00
10/02/91	0.00	0.00	0.00	0.00	0.00
10/01/91	0.00	0.00	0.00	0.00	0.00
TOTALS:	0.75	0.75	0.59	0.79	0.71

08.1

Group Name
CCS5: ACDC

DeviceID	6300	5520	6320	6330	6340
StatType	dif	dif	dif	dif	dif
DataType	precip	precip	precip	precip	precip
Units	in	in	in	in	in
1 day at 24:00:00					
11/30/91	0.43	0.28	0.43	0.43	0.35
11/29/91	0.00	0.16	0.00	0.04	0.12
11/28/91	0.00	0.00	0.00	0.00	0.00
11/27/91	0.00	0.00	0.00	0.00	0.00
11/26/91	0.00	0.00	0.00	0.00	0.00
11/25/91	0.00	0.00	0.00	0.00	0.00
11/24/91	0.00	0.00	0.00	0.00	0.00
11/23/91	0.00	0.00	0.00	0.00	0.00
11/22/91	0.00	0.00	0.00	0.00	0.00
11/21/91	0.00	0.00	0.00	0.00	0.00
11/20/91	0.00	0.00	0.00	0.00	0.00
11/19/91	0.00	0.00	0.00	0.00	0.00
11/18/91	0.00	0.00	0.00	0.00	0.00
11/17/91	0.00	0.00	0.00	0.00	0.00
11/16/91	0.00	0.00	0.00	0.00	0.00
11/15/91	0.04	0.00	0.04	0.04	0.04
11/14/91	0.20	0.04	0.00	0.12	0.08
11/13/91	0.00	0.00	0.00	0.00	0.00
11/12/91	0.00	0.00	0.00	0.00	0.00
11/11/91	0.00	0.00	0.00	0.00	0.00
11/10/91	0.39	0.51	0.91	0.43	0.47
11/09/91	0.00	0.00	0.00	0.00	0.00
11/08/91	0.00	0.00	0.00	0.00	0.00
11/07/91	0.00	0.00	0.00	0.00	0.00
11/06/91	0.00	0.00	0.00	0.00	0.00
11/05/91	0.00	0.00	0.00	0.00	0.00
11/04/91	0.00	0.00	0.00	0.00	0.00
11/03/91	0.00	0.00	0.00	0.00	0.00
11/02/91	0.00	0.00	0.00	0.00	0.00
11/01/91	0.00	0.00	0.00	0.00	0.00
TOTALS:	1.06	0.98	1.38	1.06	1.06

ask qu

Group Name
CCS5: ACDC

DeviceID	6300	5520	6320	6330	6340
StatType	dif	dif	dif	dif	dif
DataType	precip	precip	precip	precip	precip
Units	in	in	in	in	in
1 day at 24:00:00					
12/31/91	0.00	0.00	0.00	0.00	0.04
12/30/91	0.12	0.12	0.04	0.08	0.16
12/29/91	0.00	0.00	0.00	0.04	0.04
12/28/91	0.00	0.00	0.00	0.00	0.00
12/27/91	0.00	0.00	0.00	0.00	0.00
12/26/91	0.00	0.00	0.00	0.00	0.00
12/25/91	0.00	0.00	0.00	0.00	0.00
12/24/91	0.00	0.00	0.00	0.00	0.00
12/23/91	0.00	0.00	0.00	0.00	0.00
12/22/91	0.00	0.00	0.00	0.00	0.00
12/21/91	0.00	0.04	0.00	0.00	0.00
12/20/91	0.04	0.00	0.04	0.04	0.16
12/19/91	0.79	1.26	1.38	0.98	1.38
12/18/91	0.47	0.51	0.43	0.47	0.47
12/17/91	0.00	0.00	0.00	0.00	0.00
12/16/91	0.00	0.00	0.00	0.00	0.00
12/15/91	0.00	0.00	0.00	0.00	0.00
12/14/91	0.00	0.00	0.00	0.00	0.00
12/13/91	0.00	0.00	0.00	0.00	0.00
12/12/91	0.00	0.00	0.08	0.00	0.00
12/11/91	0.04	0.00	0.24	0.00	0.00
12/10/91	0.87	0.31	0.16	0.47	0.55
12/09/91	0.00	0.00	0.00	0.00	0.00
12/08/91	0.00	0.00	0.00	0.00	0.00
12/07/91	0.00	0.00	0.00	0.00	0.00
12/06/91	0.00	0.00	0.00	0.00	0.00
12/05/91	0.00	0.00	0.00	0.00	0.00
12/04/91	0.00	0.00	0.00	0.00	0.00
12/03/91	0.00	0.00	0.00	0.00	0.00
12/02/91	0.00	0.00	0.00	0.00	0.00
12/01/91	0.00	0.00	0.00	0.00	0.00
TOTALS:	2.32	2.24	2.36	2.09	2.80

ask qu

Group Name
CCS5: ACDC

DeviceID	6300	5520	6320	6330	6340
StatType	dif	dif	dif	dif	dif
DataType	precip	precip	precip	precip	precip
Units	in	in	in	in	in
1 day at 24:00:00					
01/31/92	0.00	0.00	0.00	0.00	0.00
01/30/92	0.00	0.00	0.00	0.00	0.00
01/29/92	0.00	0.00	0.00	0.00	0.00
01/28/92	0.00	0.00	0.00	0.00	0.00
01/27/92	0.00	0.00	0.00	0.00	0.00
01/26/92	0.00	0.00	0.00	0.00	0.00
01/25/92	0.00	0.00	0.00	0.00	0.00
01/24/92	0.00	0.00	0.00	0.00	0.00
01/23/92	_____	0.00	0.00	0.00	0.00
01/22/92	_____	0.00	0.00	0.00	0.00
01/21/92	_____	0.00	0.00	0.00	0.00
01/20/92	_____	0.00	0.00	0.04	0.04
01/19/92	_____	0.00	0.00	0.00	0.00
01/18/92	_____	0.00	0.00	0.00	0.00
01/17/92	_____	0.00	0.00	0.00	0.00
01/16/92	_____	0.00	0.00	0.00	0.00
01/15/92	_____	0.00	0.00	0.00	0.00
01/14/92	_____	0.00	0.00	0.00	0.00
01/13/92	0.00	0.00	0.00	0.00	0.00
01/12/92	0.12	0.04	0.51	0.08	0.04
01/11/92	0.24	0.47	0.04	0.43	0.59
01/10/92	0.00	0.00	0.00	0.00	0.00
01/09/92	0.00	0.00	0.00	0.00	0.00
01/08/92	0.00	0.00	0.00	0.00	0.00
01/07/92	0.00	0.00	0.16	0.00	0.00
01/06/92	0.55	0.47	0.31	0.47	0.39
01/05/92	0.04	0.00	0.00	0.12	0.08
01/04/92	0.08	0.04	0.24	0.08	0.04
01/03/92	0.35	0.24	0.28	0.47	0.43
01/02/92	0.00	0.00	0.00	0.00	0.00
01/01/92	0.00	0.00	0.00	0.00	0.00
TOTALS:	1.38	1.26	1.54	1.69	1.61

Group Name
CCS5: ACDC

DeviceID	6300	5520	6320	6330	6340
StatType	dif	dif	dif	dif	dif
DataType	precip	precip	precip	precip	precip
Units	in	in	in	in	in
1 day at 24:00:00					
02/29/92	0.00	0.00	0.00	0.00	0.00
02/28/92	0.00	0.00	0.00	0.00	0.00
02/27/92	0.00	0.00	0.00	0.00	0.00
02/26/92	0.00	0.00	0.00	0.00	0.00
02/25/92	0.00	0.00	0.00	0.00	0.00
02/24/92	0.00	0.00	0.00	0.00	0.00
02/23/92	0.00	0.00	0.00	0.00	0.00
02/22/92	0.00	0.00	0.00	0.00	0.00
02/21/92	0.00	0.00	0.00	0.00	0.00
02/20/92	0.00	0.00	0.00	0.00	0.00
02/19/92	0.00	0.00	0.00	0.00	0.00
02/18/92	0.00	0.00	0.00	0.00	0.00
02/17/92	0.00	0.00	0.00	0.00	0.00
02/16/92	0.04	0.00	0.04	0.00	0.04
02/15/92	0.00	0.04	0.00	0.04	0.04
02/14/92	0.00	0.00	0.00	0.04	0.00
02/13/92	0.16	0.24	0.55	0.31	0.24
02/12/92	0.00	0.00	0.00	0.00	0.00
02/11/92	0.04	0.04	0.04	0.04	0.00
02/10/92	0.39	0.39	0.00	0.39	0.35
02/09/92	0.00	0.00	0.04	0.00	0.00
02/08/92	0.16	0.16	0.04	0.20	0.16
02/07/92	0.35	1.22	0.08	0.63	0.71
02/06/92	0.00	0.04	0.00	0.00	0.00
02/05/92	0.00	0.00	0.00	0.00	0.00
02/04/92	0.00	0.00	0.00	0.00	0.00
02/03/92	0.00	0.00	0.00	0.00	0.00
02/02/92	0.00	0.00	0.00	0.00	0.00
02/01/92	0.00	0.00	0.00	0.00	0.00
TOTALS:	1.14	2.13	0.79	1.65	1.54

Group Name
CCS5: ACDC

DeviceID	6300	5520	6320	6330	6340
StatType	dif	dif	dif	dif	dif
DataType	precip	precip	precip	precip	precip
Units	in	in	in	in	in
1 day at 24:00:00					
03/31/92	0.04	0.00	0.04	0.08	0.16
03/30/92	0.04	0.04	0.00	0.00	0.04
03/29/92	0.04	0.00	0.00	0.00	0.00
03/28/92	0.00	0.04	0.00	0.00	0.00
03/27/92	0.63	0.31	0.35	0.31	0.39
03/26/92	0.00	0.00	0.00	0.00	0.00
03/25/92	0.00	0.00	0.00	0.00	0.00
03/24/92	0.00	0.00	0.00	0.00	0.00
03/23/92	0.00	0.00	0.00	0.00	0.00
03/22/92	0.00	0.00	0.00	0.00	0.00
03/21/92	0.04	0.00	0.24	0.12	0.16
03/20/92	0.12	0.00	0.00	0.00	0.00
03/19/92	0.00	0.00	0.00	0.00	0.00
03/18/92	0.00	0.00	0.00	0.00	0.00
03/17/92	0.00	0.00	0.00	0.00	0.00
03/16/92	0.00	0.00	0.00	0.00	0.00
03/15/92	0.00	0.00	0.00	0.00	0.00
03/14/92	0.00	0.00	0.00	0.00	0.00
03/13/92	0.00	0.00	0.00	0.00	0.00
03/12/92	0.00	0.00	0.00	0.00	0.00
03/11/92	0.00	0.00	0.00	0.04	0.00
03/10/92	0.00	0.00	0.00	0.24	0.00
03/09/92	0.55	0.47	0.63	0.87	0.43
03/08/92	0.59	0.28	0.20	0.00	0.39
03/07/92	0.00	0.00	0.04	0.00	0.04
03/06/92	0.00	0.00	0.00	0.00	0.00
03/05/92	0.00	0.00	0.00	0.00	0.00
03/04/92	0.04	0.08	0.04	0.04	0.04
03/03/92	0.16	0.08	0.20	0.12	0.08
03/02/92	0.31	0.47	0.28	0.24	0.47
03/01/92	0.00	0.00	0.00	0.00	0.00
TOTALS:	2.56	1.77	2.01	2.05	2.20

Group Name
CCS5: ACDC

DeviceID	6300	5520	6320	6330	6340
StatType	dif	dif	dif	dif	dif
DataType	precip	precip	precip	precip	precip
Units	in	in	in	in	in
1 day at 24:00:00					
04/30/92	0.00	0.00	0.00	0.00	0.00
04/29/92	0.00	0.00	0.00	0.00	0.00
04/28/92	0.00	0.00	0.00	0.00	0.00
04/27/92	0.00	0.00	0.00	0.00	0.00
04/26/92	0.00	0.00	0.00	0.00	0.00
04/25/92	0.00	0.00	0.00	0.00	0.00
04/24/92	0.00	0.00	0.00	0.00	0.00
04/23/92	0.00	0.00	0.00	0.00	0.00
04/22/92	0.00	0.00	0.00	0.00	0.00
04/21/92	0.00	0.00	0.00	0.00	0.00
04/20/92	0.00	0.00	0.00	0.00	0.00
04/19/92	0.00	0.00	0.00	0.00	0.00
04/18/92	0.00	0.00	0.00	0.00	0.00
04/17/92	0.00	0.00	0.00	0.00	0.00
04/16/92	0.00	0.00	0.00	0.00	0.00
04/15/92	0.00	0.00	0.00	0.00	0.00
04/14/92	0.00	0.00	0.00	0.00	0.00
04/13/92	0.00	0.00	0.00	0.00	0.00
04/12/92	0.00	0.00	0.00	0.00	0.00
04/11/92	0.00	0.00	0.00	0.00	0.00
04/10/92	0.00	0.00	0.00	0.00	0.00
04/09/92	0.00	0.00	0.00	0.00	0.00
04/08/92	0.00	0.00	0.00	0.00	0.00
04/07/92	0.00	0.00	0.00	0.00	0.00
04/06/92	0.00	0.00	0.00	0.00	0.00
04/05/92	0.00	0.00	0.00	0.00	0.00
04/04/92	0.00	0.00	0.00	0.00	0.00
04/03/92	0.00	0.00	0.00	0.00	0.00
04/02/92	0.00	0.04	0.08	0.04	0.04
04/01/92	0.31	0.31	0.24	0.35	0.39
TOTALS:	0.31	0.35	0.31	0.39	0.43

Group Name
CCS5: ACDC

DeviceID	6300	5520	6320	6330	6340
StatType	dif	dif	dif	dif	dif
DataType	precip	precip	precip	precip	precip
Units	in	in	in	in	in
1 day at 24:00:00					
05/31/92	0.00	0.00	0.00	0.00	0.00
05/30/92	0.00	0.00	0.00	0.00	0.00
05/29/92	0.00	0.00	0.00	0.00	0.00
05/28/92	0.00	0.00	0.00	0.00	0.00
05/27/92	0.00	0.00	0.00	0.00	0.00
05/26/92	0.00	0.00	0.00	0.00	0.00
05/25/92	0.00	0.00	0.00	0.00	0.00
05/24/92	0.00	0.00	0.00	0.00	0.00
05/23/92	0.63	0.28	0.43	0.55	0.67
05/22/92	0.00	0.00	0.00	0.00	0.00
05/21/92	0.04	0.16	0.08	0.04	0.00
05/20/92	0.20	0.39	0.24	0.08	0.08
05/19/92	0.00	0.00	0.00	0.00	0.00
05/18/92	0.00	0.00	0.00	0.00	0.00
05/17/92	0.00	0.00	0.00	0.00	0.00
05/16/92	0.00	0.00	0.00	0.00	0.00
05/15/92	0.00	0.00	0.00	0.00	0.00
05/14/92	0.00	0.00	0.00	0.00	0.00
05/13/92	0.00	0.00	0.00	0.00	0.00
05/12/92	0.00	0.00	0.00	0.00	0.00
05/11/92	0.00	0.00	0.00	0.00	0.00
05/10/92	0.00	0.00	0.00	0.00	0.00
05/09/92	0.00	0.00	0.00	0.00	0.00
05/08/92	0.00	0.00	0.00	0.00	0.00
05/07/92	0.00	0.00	0.00	0.00	0.00
05/06/92	0.00	0.00	0.00	0.00	0.00
05/05/92	0.55	0.04	0.08	0.31	0.28
05/04/92	0.00	0.00	0.00	0.00	0.00
05/03/92	0.00	0.00	0.08	0.04	0.00
05/02/92	0.00	0.00	0.00	0.00	0.00
05/01/92	0.00	0.00	0.00	0.00	0.00
TOTALS:	1.42	0.87	0.91	1.02	1.02

Group Name
CCS5: ACDC

DeviceID	6300	5520	6320	6330	6340
StatType	dif	dif	dif	dif	dif
DataType	precip	precip	precip	precip	precip
Units	in	in	in	in	in
1 day at 24:00:00					
06/30/92	0.00	0.00	0.00	0.00	0.00
06/29/92	0.00	0.00	0.00	0.00	0.00
06/28/92	0.00	0.00	0.00	0.00	0.00
06/27/92	0.00	0.00	0.00	0.00	0.00
06/26/92	0.00	0.00	0.00	0.00	0.00
06/25/92	0.00	0.00	0.00	0.00	0.00
06/24/92	0.00	0.00	0.00	0.00	0.00
06/23/92	0.00	0.00	0.00	0.00	0.00
06/22/92	0.00	0.00	0.00	0.00	0.00
06/21/92	0.00	0.00	0.00	0.00	0.00
06/20/92	0.00	0.00	0.00	0.00	0.00
06/19/92	0.00	0.00	0.00	0.00	0.00
06/18/92	0.00	0.00	0.00	0.00	0.00
06/17/92	0.00	0.00	0.00	0.00	0.00
06/16/92	0.00	0.00	0.00	0.00	0.00
06/15/92	0.00	0.00	0.00	0.00	0.00
06/14/92	0.00	0.00	0.00	0.00	0.00
06/13/92	0.00	0.00	0.00	0.00	0.00
06/12/92	0.00	0.00	0.00	0.00	0.00
06/11/92	0.00	0.00	0.00	0.00	0.00
06/10/92	0.00	0.00	0.00	0.00	0.00
06/09/92	0.00	0.00	0.00	0.00	0.00
06/08/92	0.00	0.00	0.00	0.00	0.00
06/07/92	0.00	0.00	0.00	0.00	0.00
06/06/92	0.00	0.00	0.00	0.00	0.00
06/05/92	0.00	0.00	0.00	0.00	0.00
06/04/92	0.00	0.00	0.00	0.00	0.00
06/03/92	0.04	0.00	0.00	0.31	0.59
06/02/92	0.00	0.00	0.00	0.00	0.00
06/01/92	0.00	0.00	0.00	0.00	0.00
TOTALS:	0.04	0.00	0.00	0.31	0.59

\$1

Group Name
CCS5: ACDC

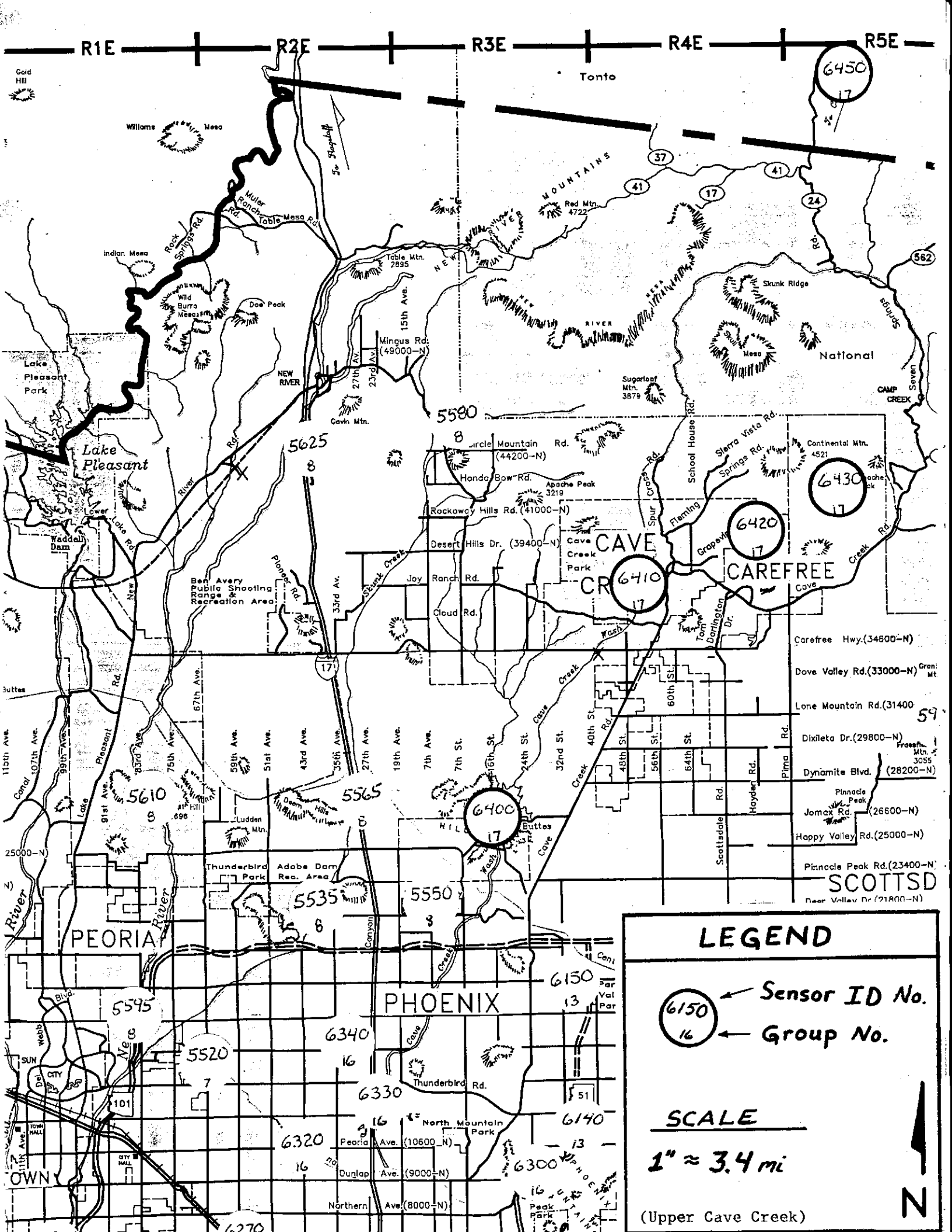
DeviceID	6300	5520	6320	6330	6340
StatType	dif	dif	dif	dif	dif
DataType	precip	precip	precip	precip	precip
Units	in	in	in	in	in
1 day at 24:00:00					
07/31/92	0.00	0.00	0.00	0.00	0.00
07/30/92	0.00	0.12	0.00	0.04	0.28
07/29/92	0.00	0.00	0.04	0.08	0.00
07/28/92	0.39	0.00	0.00	0.00	0.00
07/27/92	0.00	0.20	0.00	0.00	0.00
07/26/92	0.00	0.00	0.00	0.00	0.00
07/25/92	0.00	0.00	0.00	0.00	0.00
07/24/92	1.85	0.91	1.50	2.09	1.57
07/23/92	0.08	0.00	0.00	0.04	0.00
07/22/92	0.00	0.00	0.00	0.00	0.00
07/21/92	0.00	0.00	0.00	0.00	0.00
07/20/92	0.00	0.00	0.00	0.00	0.00
07/19/92	0.00	0.00	0.00	0.00	0.00
07/18/92	0.00	0.00	0.00	0.00	0.00
07/17/92	0.00	0.00	0.00	0.00	0.00
07/16/92	0.00	0.00	0.00	0.00	0.00
07/15/92	0.00	0.00	0.00	0.00	0.00
07/14/92	0.00	0.00	0.00	0.00	0.00
07/13/92	0.00	0.00	0.00	0.00	0.00
07/12/92	0.00	0.00	0.00	0.00	0.00
07/11/92	0.31	0.20	0.24	0.43	0.35
07/10/92	0.31	0.00	0.04	0.28	0.00
07/09/92	0.00	0.00	0.00	0.00	0.00
07/08/92	0.00	0.00	0.00	0.00	0.00
07/07/92	0.04	0.24	0.08	0.12	0.16
07/06/92	0.00	0.00	0.00	0.00	0.00
07/05/92	0.00	0.00	0.00	0.00	0.00
07/04/92	0.00	0.00	0.00	0.00	0.00
07/03/92	0.00	0.00	0.00	0.00	0.00
07/02/92	0.00	0.00	0.00	0.00	0.00
07/01/92	0.00	0.00	0.00	0.00	0.00
TOTALS:	2.99	1.65	1.89	3.07	2.36

Group Name
CCS5: ACDC

DeviceID	6300	5520	6320	6330	6340
StatType	dif	dif	dif	dif	dif
DataType	precip	precip	precip	precip	precip
Units	in	in	in	in	in
1 day at 24:00:00					
08/31/92	0.00	0.00	0.00	0.00	0.00
08/30/92	0.00	0.00	0.00	0.00	0.00
08/29/92	0.00	0.00	0.00	0.00	0.00
08/28/92	0.00	0.00	0.00	0.00	0.00
08/27/92	0.00	0.00	0.00	0.00	0.00
08/26/92	0.00	0.00	0.00	0.04	0.00
08/25/92	0.00	0.00	0.00	0.00	0.00
08/24/92	0.00	0.00	0.04	0.00	0.00
08/23/92	0.20	0.16	0.28	0.31	0.47
08/22/92	0.47	0.51	0.08	0.43	0.00
08/21/92	0.00	0.00	0.00	0.00	0.04
08/20/92	0.00	0.00	0.00	0.00	0.00
08/19/92	0.16	0.00	0.00	0.00	0.16
08/18/92	0.00	0.00	0.00	0.00	0.00
08/17/92	0.00	0.00	0.00	0.00	0.04
08/16/92	0.00	0.00	0.00	0.00	0.00
08/15/92	0.00	0.00	0.00	0.00	0.00
08/14/92	0.00	0.00	0.00	0.00	0.00
08/13/92	0.00	0.00	0.00	0.00	0.00
08/12/92	0.04	0.00	0.00	0.00	0.00
08/11/92	0.39	0.00	0.39	0.00	0.28
08/10/92	0.00	0.00	0.00	0.00	0.00
08/09/92	0.00	0.00	0.00	0.00	0.00
08/08/92	0.00	0.00	0.00	0.00	0.00
08/07/92	0.00	0.00	0.00	0.00	0.00
08/06/92	0.31	0.08	0.24	0.20	0.16
08/05/92	0.20	0.16	0.12	0.20	0.20
08/04/92	0.00	0.00	0.00	0.00	0.00
08/03/92	0.00	0.00	0.00	0.00	0.00
08/02/92	0.00	0.00	0.00	0.00	0.00
08/01/92	0.00	0.00	0.00	0.00	0.00
TOTALS:	1.77	0.91	1.14	1.18	1.34

Group Name
CCS5: ACDC

DeviceID	6300	5520	6320	6330	6340
StatType	dif	dif	dif	dif	dif
DataType	precip	precip	precip	precip	precip
Units	in	in	in	in	in
1 day at 24:00:00					
09/30/92	0.00	0.00	0.00	0.00	0.00
09/29/92	0.00	0.00	0.00	0.00	0.00
09/28/92	0.00	0.00	0.00	0.00	0.00
09/27/92	0.00	0.00	0.00	0.00	0.00
09/26/92	0.00	0.00	0.00	0.00	0.00
09/25/92	0.00	0.00	0.00	0.00	0.00
09/24/92	0.00	0.00	0.00	0.00	0.00
09/23/92	0.00	0.00	0.00	0.00	0.00
09/22/92	0.00	0.00	0.00	0.00	0.00
09/21/92	0.00	0.00	0.00	0.00	0.00
09/20/92	0.04	0.12	0.08	0.00	0.04
09/19/92	0.12	0.20	0.12	0.35	0.39
09/18/92	0.00	0.00	0.00	0.00	0.00
09/17/92	0.00	0.00	0.00	0.00	0.00
09/16/92	0.00	0.00	0.00	0.00	0.00
09/15/92	0.00	0.00	0.00	0.00	0.00
09/14/92	0.00	0.00	0.00	0.00	0.00
09/13/92	0.00	0.00	0.00	0.00	0.00
09/12/92	0.04	0.00	0.00	0.00	0.00
09/11/92	0.00	0.00	0.00	0.00	0.00
09/10/92	0.04	0.00	0.00	0.00	0.00
09/09/92	0.00	0.00	0.00	0.00	0.00
09/08/92	0.00	0.00	0.00	0.00	0.00
09/07/92	0.00	0.00	0.00	0.00	0.00
09/06/92	0.00	0.00	0.00	0.00	0.00
09/05/92	0.00	0.00	0.00	0.00	0.00
09/04/92	0.04	0.00	0.00	0.00	0.00
09/03/92	0.00	0.00	0.00	0.00	0.00
09/02/92	0.00	0.00	0.00	0.00	0.00
09/01/92	0.00	0.00	0.00	0.00	0.00
TOTALS:	0.28	0.31	0.20	0.35	0.43



LEGEND

6150 ← Sensor ID No.
16 ← Group No.

SCALE

1" ≈ 3.4 mi

(Upper Cave Creek)

N

Group Name
CCS6: Upper Cave Creek

DeviceID	6400	6410	6420	6430	6440	6450
StatType	dif	dif	dif	dif	dif	dif
DataType	precip	precip	precip	precip	precip	precip
Units	in	in	in	in	in	in
1 day at 24:00:00						
10/31/91	0.00	0.00	0.00	0.00	0.00	0.00
10/30/91	0.00	0.00	0.00	0.00	0.00	0.00
10/29/91	0.00	0.00	0.00	0.00	0.00	0.00
10/28/91	0.00	0.00	0.00	0.00	0.00	0.00
10/27/91	0.28	0.59	0.59	0.55	0.00	0.67
10/26/91	0.00	0.00	0.00	0.00	0.00	0.00
10/25/91	0.00	0.00	0.00	0.00	0.00	0.00
10/24/91	0.00	0.00	0.00	0.00	0.00	0.00
10/23/91	0.00	0.00	0.00	0.00	0.00	0.00
10/22/91	0.04	0.00	0.00	0.04	0.00	0.00
10/21/91	0.00	0.00	0.00	0.00	0.00	0.00
10/20/91	0.00	0.00	0.00	0.00	0.00	0.00
10/19/91	0.00	0.00	0.00	0.00	0.00	0.00
10/18/91	0.00	0.00	0.00	0.00	0.00	0.00
10/17/91	0.00	0.00	0.00	0.00	0.00	0.00
10/16/91	0.00	0.00	0.00	0.00	0.00	0.00
10/15/91	0.00	0.00	0.00	0.00	0.00	0.00
10/14/91	0.00	0.00	0.00	0.00	0.00	0.00
10/13/91	0.00	0.00	0.00	0.00	0.00	0.00
10/12/91	0.00	0.00	0.00	0.00	0.00	0.00
10/11/91	0.00	0.00	0.00	0.00	0.00	0.00
10/10/91	0.00	0.00	0.00	0.00	0.00	0.00
10/09/91	0.00	0.00	0.00	0.00	0.00	0.00
10/08/91	0.00	0.00	0.00	0.00	0.00	0.00
10/07/91	0.00	0.00	0.00	0.00	0.00	0.00
10/06/91	0.00	0.00	0.00	0.00	0.00	0.00
10/05/91	0.00	0.00	0.00	0.00	0.00	0.00
10/04/91	0.00	0.00	0.00	0.00	0.00	0.00
10/03/91	0.00	0.00	0.00	0.00	0.00	0.00
10/02/91	0.00	0.00	0.00	0.00	0.00	0.00
10/01/91	0.00	0.00	0.00	0.00	0.00	0.00
TOTALS:	0.31	0.59	0.59	0.59	0.00	0.67

Group Name
CCS6: Upper Cave Creek

DeviceID	6400	6410	6420	6430	6440	6450
StatType	dif	dif	dif	dif	dif	dif
DataType	precip	precip	precip	precip	precip	precip
Units	in	in	in	in	in	in
1 day at 24:00:00						
11/30/91	0.67	1.06	1.02	0.43	0.00	0.00
11/29/91	0.04	0.12	0.08	0.08	0.00	0.00
11/28/91	0.00	0.00	0.00	0.00	0.00	0.00
11/27/91	0.00	0.00	0.00	0.00	0.00	0.00
11/26/91	0.00	0.00	0.00	0.00	0.00	0.00
11/25/91	0.00	0.00	0.00	0.00	0.00	0.00
11/24/91	0.00	0.00	0.00	0.00	0.00	0.00
11/23/91	0.00	0.00	0.00	0.00	0.00	0.00
11/22/91	0.00	0.00	0.00	0.00	0.00	0.00
11/21/91	0.00	0.00	0.00	0.00	0.00	0.00
11/20/91	0.00	0.00	0.00	0.00	0.00	0.00
11/19/91	0.00	0.00	0.00	0.00	0.00	0.00
11/18/91	0.00	0.00	0.16	0.12	0.00	0.04
11/17/91	0.00	0.00	0.00	0.00	0.00	0.00
11/16/91	0.00	0.00	0.00	0.00	0.00	0.00
11/15/91	0.00	0.08	0.08	0.08	0.00	0.31
11/14/91	0.08	0.28	0.43	0.31	0.39	0.39
11/13/91	0.00	0.00	0.00	0.00	0.00	0.00
11/12/91	0.00	0.00	0.00	0.00	0.00	0.00
11/11/91	0.00	0.04	0.00	0.00	0.00	0.00
11/10/91	0.08	0.00	0.04	0.08	0.12	0.16
11/09/91	0.00	0.00	0.00	0.00	0.00	0.00
11/08/91	0.00	0.00	0.00	0.00	0.00	0.00
11/07/91	0.00	0.00	0.00	0.00	0.00	0.00
11/06/91	0.00	0.00	0.00	0.00	0.00	0.00
11/05/91	0.00	0.00	0.00	0.00	0.00	0.00
11/04/91	0.00	0.00	0.00	0.00	0.00	0.00
11/03/91	0.00	0.00	0.00	0.00	0.00	0.00
11/02/91	0.00	0.00	0.00	0.00	0.00	0.00
11/01/91	0.00	0.00	0.00	0.00	0.00	0.00
TOTALS:	0.87	1.57	1.81	1.10	0.51	0.91

Group Name
CCS6: Upper Cave Creek

DeviceID	6400	6410	6420	6430	6440	6450
StatType	dif	dif	dif	dif	dif	dif
DataType	precip	precip	precip	precip	precip	precip
Units	in	in	in	in	in	in
1 day at 24:00:00						
12/31/91	0.00	0.04	0.04	0.00	0.00	0.00
12/30/91	0.04	0.39	0.24	0.20	0.16	0.59
12/29/91	0.04	0.00	0.00	0.00	0.00	0.04
12/28/91	0.00	0.00	0.00	0.00	0.00	0.00
12/27/91	0.00	0.00	0.00	0.00	0.00	0.00
12/26/91	0.00	0.00	0.00	0.00	0.00	0.00
12/25/91	0.00	0.00	0.00	0.00	0.00	0.00
12/24/91	0.00	0.00	0.00	0.00	0.00	0.00
12/23/91	0.00	0.00	0.00	0.00	0.00	0.00
12/22/91	0.04	0.12	0.12	0.08	0.12	0.16
12/21/91	0.00	0.04	0.08	0.08	0.00	0.00
12/20/91	0.00	0.00	0.00	0.00	0.00	0.00
12/19/91	0.24	0.98	0.67	0.39	0.51	0.79
12/18/91	0.47	0.55	0.55	0.35	0.51	0.51
12/17/91	0.00	0.00	0.00	0.00	0.00	0.00
12/16/91	0.00	0.00	0.00	0.00	0.00	0.00
12/15/91	0.00	0.00	0.00	0.00	0.00	0.00
12/14/91	0.00	0.00	0.00	0.00	0.00	0.00
12/13/91	0.00	0.00	0.00	0.00	0.00	0.00
12/12/91	0.00	0.00	0.04	0.00	0.08	0.00
12/11/91	0.00	0.08	0.55	0.51	0.43	0.24
12/10/91	0.63	0.51	0.43	0.20	0.31	0.59
12/09/91	0.00	0.00	0.00	0.00	0.00	0.00
12/08/91	0.00	0.00	0.00	0.00	0.00	0.00
12/07/91	0.00	0.00	0.00	0.00	0.00	0.00
12/06/91	0.00	0.00	0.00	0.00	0.00	0.00
12/05/91	0.00	0.00	0.00	0.00	0.00	0.00
12/04/91	0.00	0.00	0.00	0.00	0.00	0.08
12/03/91	0.00	0.00	0.00	0.00	0.04	0.47
12/02/91	0.00	0.00	0.00	0.00	0.00	0.20
12/01/91	0.00	0.00	0.04	0.39	0.04	0.08
TOTALS:	1.46	2.72	2.76	2.20	2.20	3.74

Group Name
CCS6: Upper Cave Creek

DeviceID	6400	6410	6420	6430	6440	6450
StatType	dif	dif	dif	dif	dif	dif
DataType	precip	precip	precip	precip	precip	precip
Units	in	in	in	in	in	in
1 day at 24:00:00						
01/31/92	0.00	0.00	0.00	0.00	0.00	0.00
01/30/92	0.00	0.00	0.00	0.00	0.00	0.00
01/29/92	0.00	0.00	0.00	0.00	0.00	0.00
01/28/92	0.00	0.00	0.00	0.00	0.00	0.00
01/27/92	0.00	0.00	0.00	0.00	0.00	0.00
01/26/92	0.00	0.00	0.00	0.00	0.00	0.00
01/25/92	0.00	0.00	0.00	0.00	0.00	0.00
01/24/92	_____	0.00	0.00	0.00	0.00	0.00
01/23/92	_____	0.00	0.00	_____	_____	_____
01/22/92	_____	0.00	0.00	_____	_____	_____
01/21/92	_____	0.00	0.00	_____	_____	_____
01/20/92	_____	0.00	0.08	_____	_____	_____
01/19/92	_____	0.00	0.00	_____	_____	_____
01/18/92	_____	0.00	0.00	_____	_____	_____
01/17/92	_____	0.00	0.00	_____	_____	_____
01/16/92	_____	0.00	0.00	_____	_____	_____
01/15/92	_____	0.00	0.00	_____	_____	_____
01/14/92	_____	0.00	0.00	_____	_____	_____
01/13/92	0.00	0.16	0.00	0.00	_____	0.00
01/12/92	0.08	0.08	0.12	0.16	0.16	0.24
01/11/92	0.24	0.39	0.59	0.43	0.16	0.20
01/10/92	0.00	0.00	0.00	0.00	0.00	0.00
01/09/92	0.00	0.00	0.00	0.00	0.00	0.00
01/08/92	0.00	0.00	0.00	0.00	0.04	0.04
01/07/92	0.00	0.00	0.00	0.00	0.20	0.24
01/06/92	0.24	0.51	0.55	0.71	0.08	0.51
01/05/92	0.04	0.20	0.04	0.08	0.04	0.20
01/04/92	0.04	0.04	0.04	0.04	0.12	0.12
01/03/92	0.24	0.39	0.35	0.28	0.20	0.39
01/02/92	0.00	0.00	0.00	0.00	0.00	0.00
01/01/92	0.00	0.00	0.00	0.00	0.00	0.00
TOTALS:	0.87	1.77	1.77	1.69	0.98	1.93

Group Name
CCS6: Upper Cave Creek

DeviceID	6400	6410	6420	6430	6440	6450
StatType	dif	dif	dif	dif	dif	dif
DataType	precip	precip	precip	precip	precip	precip
Units	in	in	in	in	in	in
1 day at 24:00:00						
02/29/92	0.00	0.00	0.00	0.00	0.00	0.00
02/28/92	0.00	0.00	0.00	0.00	0.00	0.00
02/27/92	0.00	0.00	0.00	0.00	0.00	0.00
02/26/92	0.00	0.00	0.00	0.00	0.00	0.00
02/25/92	0.00	0.00	0.00	0.00	0.00	0.00
02/24/92	0.00	0.00	0.00	0.00	0.00	0.00
02/23/92	0.00	0.00	0.00	0.00	0.00	0.00
02/22/92	0.00	0.00	0.00	0.00	0.00	0.00
02/21/92	0.00	0.00	0.00	0.00	0.00	0.00
02/20/92	0.00	0.00	0.00	0.00	0.00	0.00
02/19/92	0.00	0.00	0.00	0.00	0.00	0.00
02/18/92	0.00	0.00	0.00	0.00	0.00	0.00
02/17/92	0.00	0.00	0.00	0.00	0.00	0.00
02/16/92	0.04	0.08	0.08	0.12	0.16	0.16
02/15/92	0.00	0.08	0.04	0.08	0.00	0.16
02/14/92	0.00	0.00	0.00	0.00	0.00	0.00
02/13/92	0.16	0.28	0.35	0.43	0.35	0.87
02/12/92	0.00	0.04	0.04	0.04	0.04	0.08
02/11/92	0.04	0.12	0.08	0.04	0.08	0.16
02/10/92	0.31	0.67	0.43	0.28	0.39	0.47
02/09/92	0.00	0.00	0.04	0.00	0.00	0.04
02/08/92	0.00	0.16	0.16	0.16	0.04	0.12
02/07/92	0.63	0.71	0.55	0.39	0.47	0.79
02/06/92	0.00	0.00	0.00	0.00	0.00	0.00
02/05/92	0.00	0.00	0.00	0.00	0.00	0.00
02/04/92	0.00	0.00	0.00	0.00	0.00	0.00
02/03/92	0.00	0.00	0.00	0.00	0.00	0.00
02/02/92	0.00	0.00	0.00	0.00	0.00	0.00
02/01/92	0.00	0.00	0.00	0.00	0.00	0.00
TOTALS:	1.18	2.13	1.77	1.54	1.54	2.83

Group Name
CCS6: Upper Cave Creek

DeviceID	6400	6410	6420	6430	6440	6450
StatType	dif	dif	dif	dif	dif	dif
DataType	precip	precip	precip	precip	precip	precip
Units	in	in	in	in	in	in
1 day at 24:00:00						
03/31/92	0.12	0.04	0.04	0.00	0.12	0.04
03/30/92	0.04	0.35	0.20	0.08	0.00	0.16
03/29/92	0.04	0.08	0.28	0.08	0.00	0.04
03/28/92	0.47	0.04	0.55	0.12	0.08	0.12
03/27/92	0.47	0.67	0.75	0.43	0.71	1.02
03/26/92	0.00	0.00	0.00	0.00	0.00	0.00
03/25/92	0.00	0.00	0.00	0.00	0.00	0.00
03/24/92	0.00	0.00	0.00	0.00	0.00	0.00
03/23/92	0.00	0.00	0.00	0.00	0.00	0.00
03/22/92	0.00	0.00	0.00	0.00	0.00	0.31
03/21/92	0.00	0.00	0.00	0.00	0.51	1.02
03/20/92	0.04	0.00	0.00	0.00	0.00	0.00
03/19/92	0.00	0.00	0.00	0.00	0.00	0.00
03/18/92	0.00	0.00	0.00	0.00	0.00	0.00
03/17/92	0.00	0.00	0.00	0.00	0.00	0.00
03/16/92	0.00	0.00	0.00	0.00	0.00	0.00
03/15/92	0.00	0.00	0.00	0.00	0.00	0.00
03/14/92	0.00	0.00	0.00	0.00	0.00	0.00
03/13/92	0.00	0.00	0.00	0.00	0.00	0.00
03/12/92	0.00	0.00	0.00	0.00	0.00	0.00
03/11/92	0.00	0.00	0.00	0.00	0.00	0.00
03/10/92	0.00	0.00	0.04	0.00	0.00	0.00
03/09/92	0.35	0.63	0.67	0.87	0.55	0.91
03/08/92	0.20	0.28	0.55	0.31	0.16	0.63
03/07/92	0.04	0.12	0.12	0.08	0.12	0.35
03/06/92	0.00	0.00	0.00	0.00	0.00	0.00
03/05/92	0.00	0.00	0.04	0.04	0.00	0.00
03/04/92	0.04	0.20	0.12	0.04	0.12	0.08
03/03/92	0.12	0.16	0.28	0.20	0.24	0.16
03/02/92	0.28	0.51	0.51	0.47	0.43	0.51
03/01/92	0.00	0.00	0.00	0.00	0.00	0.00
TOTALS:	2.20	3.07	4.13	2.72	3.03	5.35

Group Name
CCS6: Upper Cave Creek

DeviceID	6400	6410	6420	6430	6440	6450
StatType	dif	dif	dif	dif	dif	dif
DataType	precip	precip	precip	precip	precip	precip
Units	in	in	in	in	in	in
1 day at 24:00:00						
04/30/92	0.00	0.00	0.00	0.00	0.00	0.00
04/29/92	0.00	0.00	0.00	0.00	0.00	0.00
04/28/92	0.00	0.00	0.00	0.00	0.00	0.00
04/27/92	0.00	0.00	0.00	0.00	0.00	0.00
04/26/92	0.00	0.00	0.00	0.00	0.00	0.00
04/25/92	0.00	0.00	0.00	0.00	0.00	0.00
04/24/92	0.00	0.00	0.00	0.00	0.00	0.00
04/23/92	0.00	0.00	0.00	0.00	0.00	0.00
04/22/92	0.00	0.00	0.00	0.00	0.00	0.00
04/21/92	0.00	0.00	0.00	0.00	0.00	0.00
04/20/92	0.00	0.00	0.00	0.00	0.00	0.00
04/19/92	0.00	0.00	0.00	0.00	0.00	0.00
04/18/92	0.00	0.00	0.00	0.00	0.00	0.00
04/17/92	0.00	0.00	0.00	0.00	0.00	0.00
04/16/92	0.04	0.00	0.00	0.00	0.00	0.00
04/15/92	0.00	0.00	0.00	0.00	0.00	0.00
04/14/92	0.00	0.00	0.00	0.00	0.00	0.00
04/13/92	0.00	0.00	0.00	0.00	0.00	0.00
04/12/92	0.00	0.00	0.00	0.00	0.00	0.00
04/11/92	0.00	0.00	0.00	0.00	0.00	0.00
04/10/92	0.00	0.00	0.00	0.00	0.00	0.00
04/09/92	0.00	0.00	0.00	0.00	0.00	0.00
04/08/92	0.00	0.00	0.00	0.00	0.00	0.00
04/07/92	0.00	0.00	0.00	0.00	0.00	0.00
04/06/92	0.00	0.00	0.00	0.00	0.00	0.00
04/05/92	0.00	0.00	0.00	0.00	0.00	0.00
04/04/92	0.00	0.00	0.00	0.00	0.00	0.00
04/03/92	0.00	0.00	0.00	0.00	0.00	0.00
04/02/92	0.04	0.04	0.20	0.08	0.12	0.12
04/01/92	0.31	0.67	0.83	0.47	0.51	0.47
TOTALS:	0.39	0.71	1.02	0.55	0.63	0.59

Group Name
CCS6: Upper Cave Creek

DeviceID	6400	6410	6420	6430	6440	6450
StatType	dif	dif	dif	dif	dif	dif
DataType	precip	precip	precip	precip	precip	precip
Units	in	in	in	in	in	in
1 day at 24:00:00						
05/31/92	0.00	0.00	0.00	0.00	0.00	0.00
05/30/92	0.00	0.00	0.08	0.35	1.10	0.16
05/29/92	0.00	0.00	0.00	0.00	0.00	0.00
05/28/92	0.00	0.00	0.00	0.00	0.00	0.00
05/27/92	0.00	0.00	0.00	0.00	0.00	0.00
05/26/92	0.00	0.00	0.00	0.00	0.00	0.00
05/25/92	0.00	0.16	0.20	0.12	0.12	0.08
05/24/92	0.00	0.00	0.04	0.00	0.00	0.00
05/23/92	0.04	0.12	0.20	0.31	0.04	0.04
05/22/92	0.00	0.04	0.00	0.00	0.00	0.00
05/21/92	0.00	0.00	0.04	0.31	0.31	0.16
05/20/92	0.00	0.16	0.16	0.28	0.24	0.24
05/19/92	0.00	0.00	0.00	0.04	0.00	0.00
05/18/92	0.00	0.00	0.00	0.00	0.00	0.00
05/17/92	0.00	0.00	0.00	0.00	0.00	0.00
05/16/92	0.00	0.00	0.00	0.00	0.00	0.00
05/15/92	0.00	0.00	0.00	0.00	0.00	0.00
05/14/92	0.00	0.00	0.00	0.00	0.00	0.00
05/13/92	0.00	0.00	0.00	0.00	0.00	0.00
05/12/92	0.00	0.00	0.00	0.00	0.00	0.00
05/11/92	0.00	0.00	0.00	0.00	0.00	0.00
05/10/92	0.00	0.12	0.24	0.28	0.12	0.12
05/09/92	0.00	0.04	0.04	0.04	0.04	0.08
05/08/92	0.04	0.00	0.00	0.00	0.00	0.00
05/07/92	0.00	0.00	0.00	0.00	0.00	0.00
05/06/92	0.00	0.04	0.00	0.00	0.00	0.00
05/05/92	0.00	0.04	0.04	0.08	0.12	0.24
05/04/92	0.00	0.00	0.00	0.00	0.04	0.00
05/03/92	0.00	0.00	0.00	0.00	0.28	0.00
05/02/92	0.00	0.00	0.00	0.00	0.00	0.00
05/01/92	0.00	0.00	0.00	0.00	0.00	0.00
TOTALS:	0.08	0.71	1.02	1.81	2.40	1.10

Group Name
CCS6: Upper Cave Creek

DeviceID	6400	6410	6420	6430	6440	6450
StatType	dif	dif	dif	dif	dif	dif
DataType	precip	precip	precip	precip	precip	precip
Units	in	in	in	in	in	in
1 day at 24:00:00						
06/30/92	0.00	0.00	0.00	0.00	0.00	0.00
06/29/92	0.00	0.00	0.00	0.00	0.00	0.00
06/28/92	0.00	0.00	0.00	0.00	0.00	0.00
06/27/92	0.00	0.00	0.00	0.00	0.00	0.00
06/26/92	0.00	0.00	0.00	0.00	0.00	0.00
06/25/92	0.00	0.00	0.00	0.00	0.00	0.00
06/24/92	0.00	0.00	0.00	0.00	0.00	0.00
06/23/92	0.00	0.00	0.00	0.00	0.00	0.00
06/22/92	0.00	0.00	0.00	0.00	0.00	0.00
06/21/92	0.00	0.00	0.00	0.00	0.00	0.00
06/20/92	0.00	0.00	0.00	0.00	0.00	0.00
06/19/92	0.00	0.00	0.00	0.00	0.00	0.00
06/18/92	0.00	0.00	0.00	0.00	0.00	0.00
06/17/92	0.00	0.00	0.00	0.00	0.00	0.00
06/16/92	0.00	0.00	0.00	0.00	0.00	0.00
06/15/92	0.00	0.00	0.00	0.00	0.00	0.00
06/14/92	0.00	0.00	0.00	0.00	0.00	0.00
06/13/92	0.00	0.00	0.00	0.00	0.00	0.00
06/12/92	0.00	0.00	0.00	0.00	0.00	0.00
06/11/92	0.00	0.00	0.00	0.00	0.00	0.00
06/10/92	0.00	0.00	0.00	0.00	0.00	0.00
06/09/92	0.00	0.00	0.00	0.00	0.00	0.00
06/08/92	0.00	0.00	0.00	0.00	0.00	0.00
06/07/92	0.00	0.00	0.00	0.00	0.00	0.00
06/06/92	0.00	0.00	0.00	0.00	0.00	0.00
06/05/92	0.00	0.00	0.00	0.00	0.00	0.00
06/04/92	0.00	0.00	0.00	0.00	0.00	0.00
06/03/92	0.00	0.00	0.00	0.00	0.00	0.00
06/02/92	0.00	0.00	0.00	0.00	0.04	0.04
06/01/92	0.00	0.00	0.00	0.00	0.00	0.00
TOTALS:	0.00	0.00	0.00	0.00	0.04	0.04

Group Name
CCS6: Upper Cave Creek

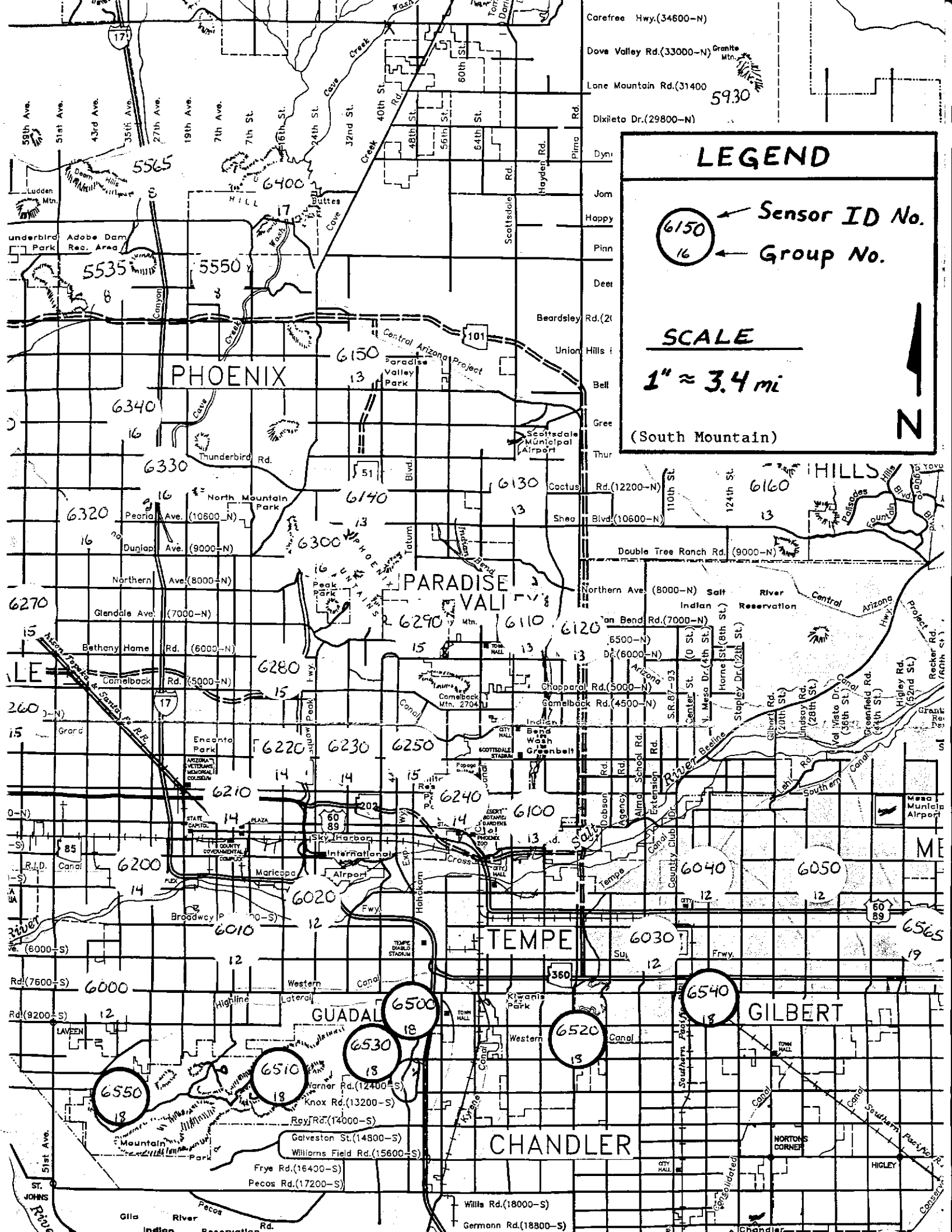
DeviceID	6400	6410	6420	6430	6440	6450
StatType	dif	dif	dif	dif	dif	dif
DataType	precip	precip	precip	precip	precip	precip
Units	in	in	in	in	in	in
1 day at 24:00:00						
07/31/92	0.00	0.00	0.00	0.00	0.00	0.00
07/30/92	0.00	0.00	0.00	0.00	0.00	0.00
07/29/92	0.00	0.35	0.00	0.04	1.65	0.12
07/28/92	0.00	0.08	0.20	0.12	0.35	0.00
07/27/92	0.00	0.00	0.00	0.00	0.00	0.00
07/26/92	0.00	0.00	0.00	0.00	0.00	0.00
07/25/92	0.00	0.00	0.00	0.00	0.00	0.00
07/24/92	0.55	0.35	0.35	0.35	0.63	0.75
07/23/92	0.00	0.24	0.24	0.24	0.00	0.00
07/22/92	0.00	0.00	0.00	0.00	0.00	0.00
07/21/92	0.00	0.00	0.00	0.00	0.00	0.00
07/20/92	0.00	0.00	0.00	0.00	0.00	0.00
07/19/92	0.00	0.00	0.00	0.00	0.00	0.00
07/18/92	0.00	0.00	0.00	0.00	0.00	0.00
07/17/92	0.00	0.00	0.00	0.00	0.00	0.00
07/16/92	0.00	0.00	0.00	0.00	0.00	0.00
07/15/92	0.00	0.00	0.00	0.00	0.00	0.00
07/14/92	0.00	0.00	0.00	0.00	0.00	0.00
07/13/92	0.00	0.00	0.00	0.00	0.00	0.00
07/12/92	0.00	0.00	0.00	0.00	0.08	0.00
07/11/92	0.08	0.12	0.39	0.04	0.04	0.16
07/10/92	0.00	0.08	0.87	0.16	0.00	0.12
07/09/92	0.00	0.00	0.00	0.00	0.16	0.00
07/08/92	0.00	0.00	0.00	0.00	0.00	0.00
07/07/92	0.00	0.00	0.00	0.00	0.00	0.00
07/06/92	0.00	0.00	0.00	0.00	0.00	0.00
07/05/92	0.00	0.00	0.00	0.00	0.00	0.00
07/04/92	0.00	0.00	0.00	0.00	0.00	0.00
07/03/92	0.00	0.00	0.00	0.00	0.00	0.00
07/02/92	0.00	0.00	0.00	0.00	0.00	0.00
07/01/92	0.00	0.00	0.00	0.00	0.00	0.00
TOTALS:	0.63	1.22	2.05	0.94	2.91	1.14

Group Name
CCS6: Upper Cave Creek

DeviceID	6400	6410	6420	6430	6440	6450
StatType	dif	dif	dif	dif	dif	dif
DataType	precip	precip	precip	precip	precip	precip
Units	in	in	in	in	in	in
1 day at 24:00:00						
08/31/92	0.00	0.00	0.00	0.00	0.00	0.00
08/30/92	0.00	0.00	0.00	0.00	0.00	0.00
08/29/92	0.00	0.00	0.00	0.00	0.00	0.00
08/28/92	0.00	0.00	0.00	0.00	0.00	0.00
08/27/92	0.00	0.00	0.00	0.00	0.00	0.00
08/26/92	0.00	0.00	0.00	0.00	0.00	0.00
08/25/92	0.00	0.00	0.00	0.00	0.00	0.00
08/24/92	0.00	0.00	0.00	0.00	0.04	0.04
08/23/92	0.35	0.47	0.55	0.31	1.30	1.10
08/22/92	0.35	2.64	2.72	1.22	2.13	2.20
08/21/92	0.00	0.04	0.00	0.00	0.20	0.31
08/20/92	0.00	0.04	0.00	0.00	0.00	0.00
08/19/92	0.00	0.00	0.16	0.28	0.00	0.20
08/18/92	0.00	0.00	0.00	0.00	0.00	0.04
08/17/92	0.04	0.31	0.24	0.63	0.31	0.04
08/16/92	0.00	0.00	0.00	0.00	0.00	0.00
08/15/92	0.00	0.00	0.00	0.00	0.12	0.20
08/14/92	0.00	0.00	0.00	0.00	0.00	0.00
08/13/92	0.00	0.00	0.00	0.00	0.00	0.00
08/12/92	0.00	0.00	0.04	0.00	0.00	0.00
08/11/92	0.20	0.51	0.63	0.51	0.71	0.08
08/10/92	0.00	0.00	0.00	0.00	0.00	0.00
08/09/92	0.00	0.00	0.00	0.00	0.00	-0.00
08/08/92	0.00	0.00	0.00	0.00	0.28	0.24
08/07/92	0.00	0.00	0.00	0.00	0.00	0.00
08/06/92	0.04	0.83	1.10	0.75	0.35	0.04
08/05/92	0.16	0.12	0.24	0.12	0.59	0.87
08/04/92	0.00	0.00	0.00	0.00	0.00	0.00
08/03/92	0.00	0.00	0.00	0.00	0.00	0.00
08/02/92	0.00	0.00	0.00	0.00	0.00	0.00
08/01/92	0.00	0.00	0.00	0.00	0.00	0.00
TOTALS:	1.14	4.96	5.67	3.82	6.02	5.35

Group Name
CCS6: Upper Cave Creek

DeviceID	6400	6410	6420	6430	6440	6450
StatType	dif	dif	dif	dif	dif	dif
DataType	precip	precip	precip	precip	precip	precip
Units	in	in	in	in	in	in
1 day at 24:00:00						
09/30/92	0.00	0.00	0.00	0.00	0.00	0.00
09/29/92	0.00	0.00	0.00	0.00	0.00	0.00
09/28/92	0.00	0.00	0.00	0.00	0.00	0.00
09/27/92	0.00	0.00	0.00	0.00	0.00	0.00
09/26/92	0.00	0.00	0.00	0.00	0.00	0.00
09/25/92	0.00	0.00	0.00	0.00	0.00	0.00
09/24/92	0.00	0.00	0.00	0.00	0.00	0.00
09/23/92	0.00	0.00	0.00	0.00	0.00	0.00
09/22/92	0.00	0.00	0.00	0.00	0.00	0.00
09/21/92	0.00	0.00	0.00	0.00	0.00	0.00
09/20/92	0.00	0.00	0.00	0.00	0.00	0.00
09/19/92	0.04	0.00	0.00	0.00	0.00	0.24
09/18/92	0.00	0.00	0.00	0.00	0.00	0.00
09/17/92	0.00	0.00	0.00	0.00	0.00	0.00
09/16/92	0.00	0.00	0.00	0.00	0.00	0.00
09/15/92	0.00	0.00	0.00	0.00	0.00	0.00
09/14/92	0.00	0.00	0.00	0.00	0.00	0.00
09/13/92	0.00	0.00	0.00	0.00	0.00	0.00
09/12/92	0.00	0.00	0.00	0.00	0.00	0.00
09/11/92	0.00	0.00	0.00	0.00	0.00	0.00
09/10/92	0.00	0.00	0.00	0.00	0.00	0.00
09/09/92	0.00	0.00	0.00	0.00	0.00	0.00
09/08/92	0.00	0.00	0.00	0.00	0.00	0.00
09/07/92	0.00	0.00	0.00	0.00	0.00	0.00
09/06/92	0.00	0.00	0.00	0.00	0.00	0.00
09/05/92	0.00	0.00	0.00	0.00	0.00	0.00
09/04/92	0.00	0.00	0.00	0.00	0.00	0.00
09/03/92	0.00	0.00	0.00	0.00	0.00	0.00
09/02/92	0.00	0.00	0.00	0.00	0.00	0.00
09/01/92	0.00	0.00	0.00	0.00	0.00	0.00
TOTALS:	0.04	0.00	0.00	0.00	0.00	0.24



Carefree Hwy.(34600-N)
 Dove Valley Rd.(33000-N)
 Lane Mountain Rd.(31400)
 Dixileto Dr.(29800-N)

59.30

LEGEND

6150

← Sensor ID No.

16

← Group No.

SCALE

1" ≈ 3.4 mi

N

PHOENIX

PARADISE VALLEY

TEMPE

GUADALUPE

GILBERT

CHANDLER

6550

6510

6530

6500

6520

6540

6270

260

6280

6220

6230

6250

6210

6200

6200

6240

6100

6120

6040

6050

6030

6550

6510

6530

6500

6520

6540

58th Ave.
51st Ave.
43rd Ave.
35th Ave.
27th Ave.
19th Ave.
7th St.
7th St.
16th St.
24th St.
32nd St.
40th St.
48th St.
56th St.
64th St.
60th St.

Ludden Mtn.
underbird Park
Adobe Dam Rec. Area

Thunderbird Rd.
Pearl Ave. (10800-N)
Dunlap Ave. (9000-N)
Northern Ave. (8000-N)
Glendale Ave. (7000-N)
Bethany Home Rd. (6000-N)
Camelback Rd. (5000-N)

Encanto Park
STATE CAPITOL
ARIZONA VETERANS MEMORIAL COLLEGE
R.I.D. Canal

Maricopa
International Airport
Broadway

Western
Highline
Lateral

Galveston St. (14800-S)
Williams Field Rd. (15600-S)
Frye Rd. (16400-S)
Pecos Rd. (17200-S)

Creek
Wash.
60th St.
48th St.
56th St.
64th St.
Scottsdale Rd.
Mayden Rd.
Pima Rd.

Central Arizona Project
Paradise Valley Park
Scottsdale Municipal Airport

Indian Bend Wash
Greenbelt
SCOTTSDALE STADIUM
PAPER MILL

SKY HARBOR
International Airport
Maricopa

Warner Rd. (12400-S)
Knox Rd. (13200-S)
Roy Rd. (14000-S)
Galveston St. (14800-S)
Williams Field Rd. (15600-S)
Frye Rd. (16400-S)
Pecos Rd. (17200-S)

Beardsley Rd. (21000-N)
Union Hills Rd. (22000-N)
Cactus Rd. (12200-N)
Shea Blvd. (10600-N)
Double Tree Ranch Rd. (9000-N)
Northern Ave. (8000-N)
Indian Bend Rd. (7000-N)
Chapparal Rd. (5000-N)
Camelback Rd. (4500-N)

Arizona State University
Scottsdale Stadium
PAPER MILL
CITY HALL
INDIAN BEND WASH GREENBELT

Tempe
County Club Dr.
Alhambra School Rd.
Agency Rd.
Dobson Rd.
Tempe

Western
Kiwanis Park
Western

Dyni
Jom
Happy
Pinn
Deer
Beardsley Rd. (21000-N)
Union Hills Rd. (22000-N)
Cactus Rd. (12200-N)
Shea Blvd. (10600-N)
Double Tree Ranch Rd. (9000-N)
Northern Ave. (8000-N)
Indian Bend Rd. (7000-N)
Chapparal Rd. (5000-N)
Camelback Rd. (4500-N)

110th St.
124th St.
110th St.
124th St.

County Club Dr.
Alhambra School Rd.
Agency Rd.
Dobson Rd.
Tempe

Western
Kiwanis Park
Western

Granite Mtn.
59.30
Dixileto Dr. (29800-N)

110th St.
124th St.

County Club Dr.
Alhambra School Rd.
Agency Rd.
Dobson Rd.
Tempe

Western
Kiwanis Park
Western

Granite Mtn.
59.30
Dixileto Dr. (29800-N)

110th St.
124th St.

County Club Dr.
Alhambra School Rd.
Agency Rd.
Dobson Rd.
Tempe

Western
Kiwanis Park
Western

Group Name						
GQC1: South Mtn.						
DeviceID	6500	6510	6520	6530	6540	6550
StatType	dif	dif	dif	dif	dif	dif
DataType	precip	precip	precip	precip	precip	precip
Units	in	in	in	in	in	in
1 day at 24:00:00						
10/31/91	0.00	0.00	0.00	0.00	0.00	0.00
10/30/91	0.00	0.00	0.00	0.00	0.00	0.00
10/29/91	0.00	0.00	0.00	0.00	0.00	0.00
10/28/91	0.00	0.00	0.00	0.00	0.00	0.00
10/27/91	1.18	0.91	0.91	1.77	0.94	0.83
10/26/91	0.00	0.00	0.00	0.00	0.00	0.00
10/25/91	0.00	0.00	0.00	0.00	0.00	0.00
10/24/91	0.00	0.00	0.00	0.04	0.00	0.00
10/23/91	0.00	0.00	0.00	0.00	0.00	0.00
10/22/91	0.00	0.00	0.04	0.00	0.00	0.00
10/21/91	0.00	0.00	0.00	0.00	0.00	0.00
10/20/91	0.00	0.00	0.00	0.00	0.00	0.00
10/19/91	0.00	0.00	0.00	0.00	0.00	0.00
10/18/91	0.00	0.00	0.04	0.00	0.00	0.00
10/17/91	0.00	0.00	0.00	0.00	0.00	0.00
10/16/91	0.00	0.00	0.00	0.00	0.00	0.00
10/15/91	0.00	0.00	0.00	0.00	0.00	0.00
10/14/91	0.00	0.00	0.00	0.00	0.00	0.00
10/13/91	0.00	0.00	0.00	0.00	0.00	0.00
10/12/91	0.00	0.00	0.00	0.00	0.00	0.00
10/11/91	0.00	0.00	0.00	0.00	0.00	0.00
10/10/91	0.00	0.00	0.00	0.00	0.00	0.00
10/09/91	0.00	0.00	0.00	0.00	0.00	0.00
10/08/91	0.00	0.00	0.00	0.00	0.00	0.00
10/07/91	0.00	0.00	0.00	0.00	0.00	0.00
10/06/91	0.00	0.00	0.00	0.00	0.00	0.00
10/05/91	0.00	0.00	0.00	0.00	0.00	0.00
10/04/91	0.00	0.00	0.00	0.00	0.00	0.00
10/03/91	0.00	0.00	0.00	0.00	0.00	0.00
10/02/91	0.00	0.00	0.00	0.00	0.00	0.00
10/01/91	0.00	0.00	0.00	0.00	0.00	0.00
TOTALS:	1.18	0.91	0.98	1.81	0.94	0.83

Group Name						
GQC1: South Mtn.						
DeviceID	6500	6510	6520	6530	6540	6550
StatType	dif	dif	dif	dif	dif	dif
DataType	precip	precip	precip	precip	precip	precip
Units	in	in	in	in	in	in
1 day at 24:00:00						
11/30/91	0.31	0.35	0.35	0.31	0.16	0.28
11/29/91	0.00	0.00	0.00	0.00	0.00	0.08
11/28/91	0.00	0.00	0.00	0.00	0.00	0.00
11/27/91	0.00	0.00	0.00	0.00	0.00	0.00
11/26/91	0.00	0.00	0.00	0.00	0.00	0.00
11/25/91	0.00	0.00	0.00	0.00	0.00	0.00
11/24/91	0.00	0.00	0.00	0.04	0.00	0.00
11/23/91	0.00	0.00	0.00	0.04	0.00	0.00
11/22/91	0.00	0.00	0.00	0.00	0.00	0.00
11/21/91	0.00	0.00	0.00	0.00	0.00	0.00
11/20/91	0.00	0.00	0.00	0.04	0.00	0.00
11/19/91	0.00	0.00	0.00	0.00	0.00	0.00
11/18/91	0.00	0.00	0.00	0.00	0.00	0.00
11/17/91	0.00	0.00	0.00	0.00	0.00	0.00
11/16/91	0.00	0.00	0.00	0.00	0.00	0.00
11/15/91	0.00	0.04	0.04	0.00	0.00	0.00
11/14/91	0.04	0.04	0.00	0.08	0.00	0.04
11/13/91	0.00	0.00	0.00	0.04	0.04	0.00
11/12/91	0.00	0.00	0.00	0.00	0.00	0.00
11/11/91	0.04	0.00	0.04	0.00	0.00	0.08
11/10/91	0.75	0.43	0.43	0.83	0.16	0.04
11/09/91	0.00	0.00	0.00	0.00	0.00	0.00
11/08/91	0.00	0.00	0.00	0.00	0.00	0.00
11/07/91	0.00	0.00	0.00	0.12	0.00	0.00
11/06/91	0.00	0.00	0.00	0.04	0.00	0.00
11/05/91	0.00	0.00	0.00	0.00	0.00	0.00
11/04/91	0.00	0.00	0.00	0.00	0.00	0.00
11/03/91	0.00	0.00	0.00	0.00	0.00	0.00
11/02/91	0.00	0.00	0.00	0.00	0.00	0.00
11/01/91	0.00	0.00	0.00	0.00	0.00	0.00
TOTALS:	1.14	0.87	0.87	1.54	0.35	0.51

Group Name
GQC1: South Mtn.

DeviceID	6500	6510	6520	6530	6540	6550
StatType	dif	dif	dif	dif	dif	dif
DataType	precip	precip	precip	precip	precip	precip
Units	in	in	in	in	in	in
1 day at 24:00:00						
12/31/91	0.00	0.00	0.00	0.04	0.00	0.00
12/30/91	0.12	0.04	0.04	0.12	0.04	0.08
12/29/91	0.00	0.00	0.00	0.00	0.00	0.00
12/28/91	0.00	0.00	0.00	0.00	0.04	0.00
12/27/91	0.00	0.00	0.00	0.00	0.00	0.00
12/26/91	0.00	0.00	0.00	0.00	0.00	0.00
12/25/91	0.00	0.00	0.00	0.00	0.00	0.00
12/24/91	0.00	0.00	0.00	0.00	0.00	0.00
12/23/91	0.00	0.00	0.00	0.00	0.00	0.00
12/22/91	0.00	0.00	0.00	0.00	0.00	0.00
12/21/91	0.00	0.00	0.00	0.00	0.00	0.00
12/20/91	0.08	0.04	0.04	0.04	0.75	0.04
12/19/91	0.51	0.47	0.35	0.51	0.00	0.47
12/18/91	0.51	0.55	0.63	0.51	0.20	0.43
12/17/91	0.00	0.00	0.00	0.00	0.00	0.00
12/16/91	0.00	0.00	0.00	0.08	0.00	0.00
12/15/91	0.00	0.00	0.00	0.04	0.00	0.00
12/14/91	0.00	0.00	0.00	0.00	0.39	0.00
12/13/91	0.00	0.00	0.00	0.00	0.04	0.00
12/12/91	0.00	0.00	0.00	0.04	0.00	0.00
12/11/91	0.12	0.04	0.04	0.08	0.00	0.00
12/10/91	0.35	0.47	0.24	0.31	0.00	0.16
12/09/91	0.00	0.00	0.00	0.00	0.00	0.00
12/08/91	0.00	0.00	0.00	0.04	0.00	0.00
12/07/91	0.00	0.00	0.00	0.00	0.00	0.00
12/06/91	0.00	0.00	0.00	0.00	0.00	0.00
12/05/91	0.00	0.00	0.00	0.00	0.00	0.00
12/04/91	0.00	0.00	0.00	0.00	0.00	0.00
12/03/91	0.00	0.00	0.00	0.00	0.04	0.00
12/02/91	0.00	0.00	0.00	0.00	0.00	0.00
12/01/91	0.00	0.00	0.00	0.08	0.00	0.00
TOTALS:	1.69	1.61	1.34	1.89	1.50	1.18

Group Name
GQC1: South Mtn.

DeviceID	6500	6510	6520	6530	6540	6550
StatType	dif	dif	dif	dif	dif	dif
DataType	precip	precip	precip	precip	precip	precip
Units	in	in	in	in	in	in
1 day at 24:00:00						
01/31/92	0.00	0.00	0.00	0.00	0.00	0.00
01/30/92	0.00	0.00	0.00	0.00	0.00	0.00
01/29/92	0.00	0.00	0.00	0.00	0.00	0.00
01/28/92	0.00	0.00	0.00	0.00	0.00	0.00
01/27/92	0.00	0.00	0.00	0.00	0.00	0.00
01/26/92	0.00	0.00	0.00	0.08	0.00	0.00
01/25/92	0.00	0.00	0.00	0.00	0.00	0.00
01/24/92	0.00	0.00	0.00			0.00
01/23/92						
01/22/92						
01/21/92						
01/20/92						
01/19/92						
01/18/92						
01/17/92						
01/16/92						
01/15/92						
01/14/92						
01/13/92	0.00		0.00	0.00	0.00	0.00
01/12/92	0.63	0.20	0.39	0.63	0.43	0.28
01/11/92	0.00	0.04	0.00	0.00	0.00	0.04
01/10/92	0.00	0.00	0.00	0.00	0.00	0.00
01/09/92	0.00	0.00	0.00	0.08	0.00	0.00
01/08/92	0.00	0.00	0.00	0.00	0.00	0.00
01/07/92	0.00	0.00	0.00	0.00	0.00	0.00
01/06/92	0.35	0.28	0.31	0.31	0.51	0.16
01/05/92	0.00	0.08	0.00	0.04	0.00	0.00
01/04/92	0.04	0.04	0.08	0.04	0.08	0.08
01/03/92	0.55	0.51	0.35	0.51	0.39	0.16
01/02/92	0.00	0.00	0.00	0.04	0.00	0.00
01/01/92	0.00	0.00	0.00	0.00	0.00	0.00
TOTALS:	1.57	1.14	1.14	1.73	1.42	0.71

Group Name
GQC1: South Mtn.

DeviceID	6500	6510	6520	6530	6540	6550
StatType	dif	dif	dif	dif	dif	dif
DataType	precip	precip	precip	precip	precip	precip
Units	in	in	in	in	in	in
1 day at 24:00:00						
02/29/92	0.00	0.00	0.00	0.00	0.00	0.00
02/28/92	0.00	0.00	0.00	0.00	0.00	0.00
02/27/92	0.00	0.00	0.00	0.08	0.00	0.00
02/26/92	0.00	0.00	0.00	0.00	0.00	0.00
02/25/92	0.00	0.00	0.00	0.00	0.00	0.00
02/24/92	0.00	0.00	0.00	0.08	0.00	0.00
02/23/92	0.00	0.00	0.00	0.04	0.00	0.00
02/22/92	0.00	0.00	0.00	0.00	0.00	0.00
02/21/92	0.00	0.00	0.00	0.00	0.00	0.00
02/20/92	0.00	0.00	0.00	0.00	0.00	0.00
02/19/92	0.00	0.00	0.00	0.00	0.00	0.00
02/18/92	0.00	0.00	0.00	0.00	0.00	0.00
02/17/92	0.00	0.00	0.00	0.00	0.00	0.00
02/16/92	0.08	0.04	0.04	0.04	0.08	0.00
02/15/92	0.04	0.00	0.00	0.04	0.00	0.16
02/14/92	0.00	0.00	0.00	0.00	0.00	0.00
02/13/92	0.28	0.67	0.35	0.43	0.39	0.04
02/12/92	0.00	0.00	0.00	0.00	0.00	0.00
02/11/92	0.08	0.04	0.12	0.04	0.24	0.04
02/10/92	0.24	0.16	0.24	0.24	0.35	0.08
02/09/92	0.00	0.00	0.00	0.04	0.00	0.00
02/08/92	0.12	0.00	0.00	0.12	0.24	0.00
02/07/92	0.67	0.35	0.55	0.63	0.51	0.43
02/06/92	0.04	0.00	0.00	0.08	0.00	0.00
02/05/92	0.00	0.00	0.00	0.00	0.00	0.00
02/04/92	0.00	0.00	0.00	0.00	0.00	0.00
02/03/92	0.04	0.04	0.04	0.08	0.04	0.00
02/02/92	0.00	0.00	0.00	0.08	0.00	0.00
02/01/92	0.00	0.00	0.00	0.00	0.00	0.00
TOTALS:	1.57	1.30	1.34	2.01	1.85	0.75

Group Name
GQC1: South Mtn.

DeviceID	6500	6510	6520	6530	6540	6550
StatType	dif	dif	dif	dif	dif	dif
DataType	precip	precip	precip	precip	precip	precip
Units	in	in	in	in	in	in
1 day at 24:00:00						
03/31/92	0.00	0.00	0.24	0.00	0.12	0.12
03/30/92	0.04	0.04	0.00	0.04	0.08	0.04
03/29/92	0.00	0.00	0.00	0.00	0.00	0.00
03/28/92	0.00	0.04	0.08	0.00	0.04	0.00
03/27/92	0.87	0.91	1.10	0.83	1.10	0.55
03/26/92	0.00	0.00	0.00	0.00	0.00	0.00
03/25/92	0.00	0.00	0.00	0.00	0.00	0.00
03/24/92	0.00	0.00	0.00	0.00	0.00	0.00
03/23/92	0.00	0.00	0.00	0.00	0.00	0.00
03/22/92	0.00	0.00	0.00	0.00	0.00	0.00
03/21/92	0.20	0.08	0.16	0.04	0.39	0.04
03/20/92	0.00	0.00	0.00	0.00	0.00	0.00
03/19/92	0.00	0.00	0.00	0.00	0.00	0.00
03/18/92	0.00	0.00	0.00	0.00	0.00	0.00
03/17/92	0.00	0.00	0.00	0.00	0.00	0.00
03/16/92	0.00	0.00	0.00	0.00	0.00	0.00
03/15/92	0.00	0.00	0.00	0.00	0.00	0.00
03/14/92	0.04	0.00	0.00	0.00	0.00	0.00
03/13/92	0.00	0.00	0.00	0.00	0.00	0.00
03/12/92	0.00	0.00	0.00	0.00	0.00	0.00
03/11/92	0.00	0.00	0.00	0.00	0.00	0.00
03/10/92	0.00	0.00	0.00	0.00	0.00	0.00
03/09/92	0.55	0.51	0.43	0.43	0.47	0.24
03/08/92	0.47	0.43	0.43	0.31	0.43	0.31
03/07/92	0.08	0.00	0.16	0.04	0.00	0.00
03/06/92	0.00	0.00	0.00	0.00	0.00	0.00
03/05/92	0.00	0.00	0.00	0.00	0.00	0.00
03/04/92	0.00	0.00	0.04	0.00	0.08	0.00
03/03/92	0.28	0.24	0.35	0.28	0.31	0.04
03/02/92	0.24	0.28	0.20	0.24	0.28	0.16
03/01/92	0.00	0.00	0.00	0.08	0.00	0.00
TOTALS:	2.76	2.52	3.19	2.28	3.31	1.50

Group Name
GQC1: South Mtn.

DeviceID	6500	6510	6520	6530	6540	6550
StatType	dif	dif	dif	dif	dif	dif
DataType	precip	precip	precip	precip	precip	precip
Units	in	in	in	in	in	in
1 day at 24:00:00						
04/30/92	0.00	0.00	0.00	0.00	0.00	0.00
04/29/92	0.00	0.00	0.00	0.00	0.00	0.00
04/28/92	0.00	0.00	0.00	0.00	0.00	0.00
04/27/92	0.08	0.00	0.00	0.00	0.00	0.00
04/26/92	0.00	0.00	0.00	0.00	0.00	0.00
04/25/92	0.00	0.00	0.00	0.00	0.00	0.00
04/24/92	0.00	0.00	0.00	0.00	0.00	0.00
04/23/92	0.00	0.00	0.00	0.00	0.00	0.00
04/22/92	0.00	0.00	0.00	0.00	0.00	0.00
04/21/92	0.00	0.00	0.00	0.00	0.00	0.00
04/20/92	0.00	0.00	0.00	0.00	0.00	0.00
04/19/92	0.00	0.00	0.00	0.00	0.00	0.00
04/18/92	0.00	0.00	0.00	0.00	0.00	0.00
04/17/92	0.00	0.00	0.00	0.00	0.00	0.00
04/16/92	0.00	0.00	0.00	0.00	0.00	0.00
04/15/92	0.00	0.00	0.00	0.00	0.00	0.00
04/14/92	0.00	0.00	0.08	0.00	0.00	0.00
04/13/92	0.00	0.00	0.00	0.00	0.00	0.00
04/12/92	0.00	0.00	0.00	0.00	0.00	0.00
04/11/92	0.00	0.00	0.00	0.00	0.00	0.00
04/10/92	0.00	0.00	0.00	0.00	0.00	0.00
04/09/92	0.00	0.00	0.00	0.00	0.00	0.00
04/08/92	0.00	0.00	0.00	0.00	0.00	0.00
04/07/92	0.00	0.00	0.00	0.00	0.00	0.00
04/06/92	0.00	0.00	0.00	0.00	0.00	0.00
04/05/92	0.00	0.00	0.00	0.00	0.00	0.00
04/04/92	0.00	0.00	0.00	0.00	0.00	0.00
04/03/92	0.00	0.00	0.00	0.00	0.00	0.00
04/02/92	0.00	0.04	0.00	0.12	0.00	0.04
04/01/92	0.31	0.39	0.51	0.35	0.71	0.24
TOTALS:	0.39	0.43	0.59	0.47	0.71	0.28

Group Name
GQC1: South Mtn.

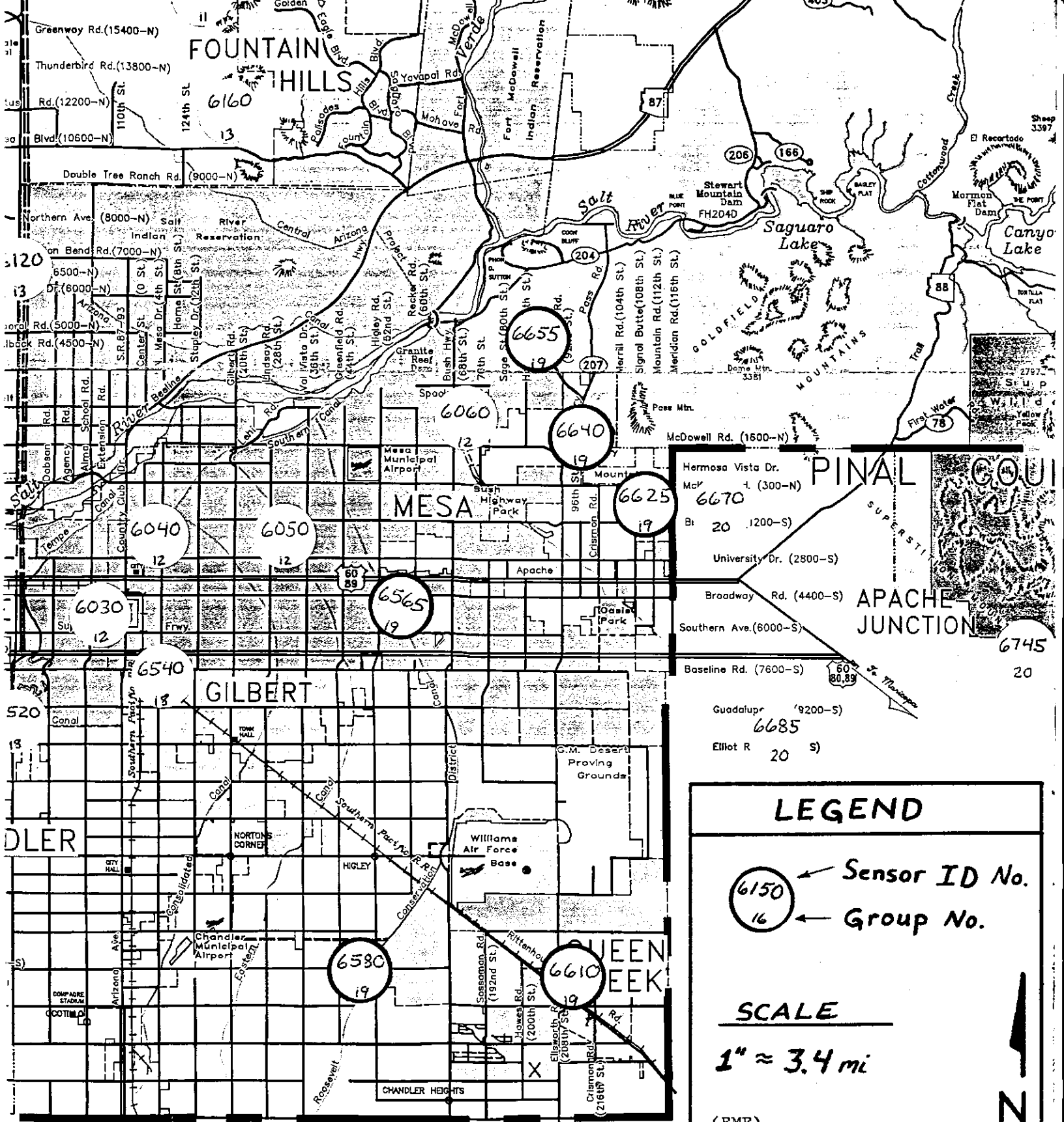
DeviceID	6500	6510	6520	6530	6540	6550
StatType	dif	dif	dif	dif	dif	dif
DataType	precip	precip	precip	precip	precip	precip
Units	in	in	in	in	in	in
1 day at 24:00:00						
05/31/92	0.00	0.00	0.00	0.00	0.00	0.00
05/30/92	0.04	0.00	0.00	0.00	0.00	0.00
05/29/92	0.00	0.00	0.00	0.00	0.00	0.00
05/28/92	0.00	0.00	0.00	0.00	0.00	0.00
05/27/92	0.00	0.00	0.00	0.00	0.00	0.00
05/26/92	0.00	0.00	0.00	0.00	0.00	0.00
05/25/92	0.00	0.00	0.00	0.00	0.00	0.00
05/24/92	0.00	0.00	0.00	0.00	0.00	0.00
05/23/92	0.00	0.04	0.16	0.16	0.16	0.04
05/22/92	0.00	0.00	0.00	0.00	0.00	0.00
05/21/92	0.00	0.08	0.00	0.00	0.00	0.55
05/20/92	0.24	0.08	0.51	0.51	0.04	0.28
05/19/92	0.00	0.00	0.00	0.00	0.00	0.00
05/18/92	0.00	0.00	0.00	0.00	0.00	0.00
05/17/92	0.00	0.00	0.00	0.00	0.00	0.00
05/16/92	0.00	0.00	0.00	0.00	0.00	0.00
05/15/92	0.00	0.00	0.00	0.00	0.00	0.00
05/14/92	0.00	0.00	0.00	0.00	0.00	0.00
05/13/92	0.00	0.00	0.00	0.00	0.00	0.00
05/12/92	0.00	0.00	0.00	0.00	0.00	0.00
05/11/92	0.00	0.00	0.00	0.00	0.00	0.00
05/10/92	0.00	0.00	0.00	0.00	0.00	0.00
05/09/92	0.00	0.00	0.00	0.00	0.00	0.00
05/08/92	0.00	0.00	0.00	0.00	0.00	0.00
05/07/92	0.00	0.00	0.00	0.00	0.00	0.00
05/06/92	0.00	0.00	0.00	0.00	0.00	0.00
05/05/92	0.04	0.24	0.31	0.31	0.08	0.24
05/04/92	0.00	0.00	0.00	0.00	0.00	0.00
05/03/92	0.00	0.00	0.00	0.00	0.00	0.00
05/02/92	0.00	0.00	0.00	0.00	0.00	0.00
05/01/92	0.00	0.00	0.00	0.00	0.00	0.00
TOTALS:	0.31	0.43	0.98	0.98	0.28	1.10

Group Name
GQC1: South Mtn. 0023

DeviceID	6500	6510	6520	6530	6540	6550
StatType	dif	dif	dif	dif	dif	dif
DataType	precip	precip	precip	precip	precip	precip
Units	in	in	in	in	in	in
1 day at 24:00:00						
06/30/92	0.04	0.00	0.00	0.00	0.00	0.00
06/29/92	0.04	0.00	0.00	0.00	0.00	0.00
06/28/92	0.04	0.00	0.00	0.00	0.00	0.00
06/27/92	0.04	0.00	0.00	0.00	0.00	0.00
06/26/92	0.00	0.00	0.00	0.00	0.00	0.00
06/25/92	0.08	0.00	0.00	0.00	0.00	0.00
06/24/92	0.08	0.00	0.00	0.00	0.00	0.00
06/23/92	0.04	0.00	0.00	0.00	0.00	0.00
06/22/92	0.04	0.00	0.00	0.00	0.00	0.00
06/21/92	0.08	0.00	0.00	0.00	0.00	0.00
06/20/92	0.04	0.00	0.00	0.00	0.00	0.00
06/19/92	0.08	0.00	0.00	0.00	0.00	0.00
06/18/92	0.08	0.00	0.00	0.00	0.00	0.00
06/17/92	0.08	0.00	0.00	0.00	0.00	0.00
06/16/92	0.08	0.00	0.00	0.00	0.00	0.00
06/15/92	0.00	0.00	0.00	0.00	0.00	0.00
06/14/92	0.04	0.00	0.00	0.00	0.00	0.00
06/13/92	0.04	0.00	0.00	0.00	0.00	0.00
06/12/92	0.16	0.00	0.00	0.00	0.00	0.00
06/11/92	0.08	0.00	0.00	0.00	0.00	0.00
06/10/92	0.04	0.00	0.00	0.00	0.00	0.00
06/09/92	0.04	0.00	0.00	0.00	0.00	0.00
06/08/92	0.04	0.00	0.00	0.00	0.00	0.00
06/07/92	0.04	0.04	0.00	0.04	0.00	0.20
06/06/92	0.00	0.00	0.00	0.00	0.00	0.00
06/05/92	0.00	0.00	0.00	0.00	0.00	0.00
06/04/92	0.00	0.00	0.00	0.00	0.00	0.00
06/03/92	0.00	0.24	0.00	0.20	0.00	0.08
06/02/92	0.00	0.00	0.00	0.00	0.00	0.00
06/01/92	0.00	0.00	0.00	0.00	0.00	0.00
TOTALS:	1.30	0.28	0.00	0.24	0.00	0.28

Group Name
GQC1: South Mtn.

DeviceID	6500	6510	6520	6530	6540	6550
StatType	dif	dif	dif	dif	dif	dif
DataType	precip	precip	precip	precip	precip	precip
Units	in	in	in	in	in	in
1 day at 24:00:00						
07/31/92	0.20	0.00	0.00	0.00	0.00	0.00
07/30/92	0.24	0.00	0.00	0.00	0.00	0.00
07/29/92	0.28	0.00	0.04	0.04	0.00	0.00
07/28/92	0.00	0.00	0.00	0.00	0.00	0.00
07/27/92	0.16	0.00	0.00	0.00	0.00	0.00
07/26/92	0.00	0.00	0.00	0.00	0.00	0.00
07/25/92	0.00	0.00	0.00	0.00	0.00	0.00
07/24/92	0.87	0.63	1.54	0.08	1.22	0.83
07/23/92	0.20	0.00	0.00	0.00	0.00	0.00
07/22/92	0.20	0.00	0.00	0.00	0.00	0.00
07/21/92	0.08	0.00	0.00	0.00	0.00	0.00
07/20/92	0.12	0.00	0.00	0.00	0.00	0.00
07/19/92	0.12	0.00	0.00	0.00	0.00	0.00
07/18/92	0.12	0.00	0.00	0.00	0.00	0.00
07/17/92	0.16	0.00	0.00	0.00	0.00	0.00
07/16/92	0.16	0.00	0.00	0.00	0.00	0.00
07/15/92	0.20	0.00	0.00	0.00	0.00	0.00
07/14/92	0.16	0.00	0.00	0.00	0.00	0.00
07/13/92	0.00	0.00	0.00	0.00	0.00	0.00
07/12/92	0.00	0.00	0.00	0.00	0.00	0.00
07/11/92	0.55	0.55	0.28	0.00	0.24	0.39
07/10/92	0.43	0.31	0.55	0.04	0.47	0.12
07/09/92	0.00	0.00	0.00	0.00	0.00	0.00
07/08/92	0.00	0.00	0.00	0.00	0.00	0.00
07/07/92	0.08	0.00	0.00	0.00	0.00	0.00
07/06/92	0.04	0.00	0.00	0.00	0.00	0.00
07/05/92	0.08	0.00	0.00	0.00	0.00	0.00
07/04/92	0.04	0.00	0.00	0.00	0.00	0.00
07/03/92	0.04	0.00	0.00	0.00	0.00	0.00
07/02/92	0.08	0.00	0.00	0.00	0.00	0.00
07/01/92	0.04	0.00	0.00	0.00	0.00	0.00
TOTALS:	4.61	1.50	2.40	0.16	1.93	1.34



PINAL COUNTY

APACHE JUNCTION

Hermosa Vista Dr. (300-N) 6670

Br 20 (1200-S)

University Dr. (2800-S)

Broadway Rd. (4400-S)

Southern Ave. (6000-S)

Baseline Rd. (7600-S)

Guadalup (9200-S) 6685

Elliot R. (S) 20

6745

20

LEGEND

6150 ← Sensor ID No.

16 ← Group No.

SCALE

1" ≈ 3.4 mi

(EMF)

LEGEND

	U.S. HIGHWAY		MUNICIPAL /
	INTERSTATE		MILITARY RE
	STATE ROUTE		AIR FORCE

6595

6580

6610

6625

6640

6655

6660

6670

6685

6745

6800

6810

6820

6830

6840

6850

6860

6870

6880

6890

6900

6910

6920

6930

6940

6950

6960

6970

6980

6990

7000

7010

7020

7030

7040

7050

7060

7070

7080

7090

7100

7110

7120

7130

7140

7150

7160

7170

7180

7190

7200

7210

7220

7230

7240

7250

7260

7270

7280

7290

7300

7310

7320

7330

7340

7350

7360

7370

7380

7390

7400

7410

7420

7430

7440

7450

7460

7470

7480

7490

7500

7510

7520

7530

7540

7550

7560

7570

7580

7590

7600

7610

7620

7630

7640

7650

7660

7670

7680

7690

7700

7710

7720

7730

7740

7750

7760

7770

7780

7790

7800

7810

7820

7830

7840

7850

7860

7870

7880

7890

7900

7910

7920

7930

7940

7950

7960

7970

7980

7990

8000

8010

8020

8030

8040

8050

8060

8070

8080

8090

8100

8110

8120

8130

8140

8150

8160

8170

8180

8190

8200

8210

8220

8230

8240

8250

8260

8270

8280

8290

8300

8310

8320

8330

8340

8350

8360

8370

8380

8390

8400

8410

8420

8430

8440

8450

8460

8470

8480

8490

8500

8510

8520

8530

8540

8550

8560

8570

8580

8590

8600

8610

8620

8630

8640

8650

8660

8670

8680

8690

8700

8710

8720

8730

8740

8750

8760

8770

8780

8790

8800

8810

8820

8830

8840

8850

8860

8870

8880

8890

8900

8910

8920

8930

8940

8950

8960

8970

8980

8990

9000

9010

9020

9030

9040

9050

9060

9070

9080

9090

9100

9110

9120

9130

9140

9150

9160

9170

9180

9190

9200

9210

9220

9230

9240

9250

9260

9270

9280

9290

9300

9310

9320

9330

9340

9350

9360

9370

9380

9390

9400

9410

9420

9430

9440

9450

9460

9470

9480

9490

9500

9510

9520

9530

9540

9550

9560

9570

9580

9590

9600

9610

9620

9630

9640

9650

9660

9670

9680

9690

9700

9710

9720

9730

9740

9750

9760

9770

9780

9790

9800

9810

9820

9830

9840

9850

9860

9870

9880

9890

9900

9910

9920

9930

9940

9950

9960

9970

9980

9990

10000

		Group Name					
		GQC2: EMF					
DeviceID	6565	6580	6595	6610	6625	6640	6655
StatType	dif	dif	dif	dif	dif	dif	dif
DataType	precip	precip	precip	precip	precip	precip	precip
Units	in	in	in	in	in	in	in
1 day at 24:00:00							
10/31/91	0.00	0.00	_____	0.00	0.00	0.00	0.00
10/30/91	0.00	0.00	_____	0.00	0.00	0.00	0.00
10/29/91	0.00	0.00	_____	0.00	0.00	0.00	0.00
10/28/91	0.00	0.00	_____	0.00	0.00	0.00	0.00
10/27/91	0.59	0.51	_____	0.51	0.43	0.43	0.31
10/26/91	0.00	0.00	_____	0.00	0.00	0.00	0.00
10/25/91	0.00	0.00	_____	0.00	0.00	0.00	0.00
10/24/91	0.00	0.00	_____	0.00	0.00	0.00	0.00
10/23/91	0.00	0.00	_____	0.00	0.00	0.00	0.00
10/22/91	0.00	0.00	_____	0.00	0.00	0.00	0.00
10/21/91	0.00	0.00	_____	0.00	0.04	0.04	0.00
10/20/91	0.00	0.00	_____	0.00	0.00	0.00	0.00
10/19/91	0.00	0.00	_____	0.00	0.00	0.00	0.00
10/18/91	0.00	0.00	_____	0.00	0.00	0.00	0.00
10/17/91	0.00	0.00	_____	0.00	0.00	0.00	0.00
10/16/91	0.00	0.00	_____	0.00	0.00	0.00	0.00
10/15/91	0.00	0.00	_____	0.00	0.00	0.00	0.00
10/14/91	0.00	0.00	_____	0.00	0.00	0.00	0.00
10/13/91	0.00	0.00	_____	0.00	0.00	0.00	0.00
10/12/91	0.00	0.00	_____	0.00	0.00	0.00	0.00
10/11/91	0.00	0.00	_____	0.00	0.00	0.00	0.00
10/10/91	0.00	0.00	_____	0.00	0.00	0.00	0.00
10/09/91	0.00	0.00	_____	0.00	0.00	0.00	0.00
10/08/91	0.00	0.00	_____	0.00	0.00	0.00	0.00
10/07/91	0.00	0.00	_____	0.00	0.00	0.00	0.00
10/06/91	0.00	0.00	_____	0.00	0.00	0.00	0.00
10/05/91	0.00	0.00	_____	0.00	0.00	0.00	0.00
10/04/91	0.00	0.00	_____	0.00	0.00	0.00	0.00
10/03/91	0.00	0.00	_____	0.00	0.00	0.00	0.00
10/02/91	0.00	0.00	_____	0.00	0.00	0.00	0.00
10/01/91	0.00	0.00	_____	0.00	0.00	0.00	0.00
TOTALS:	0.59	0.51	_____	0.51	0.47	0.47	0.31

		Group Name					
		GQC2: EMF					
DeviceID	6565	6580	6595	6610	6625	6640	6655
StatType	dif	dif	dif	dif	dif	dif	dif
DataType	precip	precip	precip	precip	precip	precip	precip
Units	in	in	in	in	in	in	in
1 day at 24:00:00							
11/30/91	0.79	0.47	_____	0.59	0.59	1.06	0.94
11/29/91	0.00	0.00	_____	0.00	0.00	0.00	0.00
11/28/91	0.00	0.00	_____	0.00	0.00	0.00	0.00
11/27/91	0.00	0.00	_____	0.00	0.00	0.00	0.00
11/26/91	0.00	0.00	_____	0.00	0.00	0.00	0.00
11/25/91	0.00	0.00	_____	0.00	0.00	0.00	0.00
11/24/91	0.00	0.00	_____	0.00	0.00	0.00	0.00
11/23/91	0.00	0.00	_____	0.00	0.00	0.00	0.00
11/22/91	0.00	0.00	_____	0.00	0.00	0.00	0.00
11/21/91	0.00	0.00	_____	0.00	0.00	0.00	0.00
11/20/91	0.00	0.00	_____	0.00	0.00	0.00	0.00
11/19/91	0.00	0.00	_____	0.00	0.00	0.00	0.00
11/18/91	0.00	0.00	_____	0.00	0.00	0.04	0.00
11/17/91	0.00	0.00	_____	0.00	0.00	0.00	0.00
11/16/91	0.00	0.00	_____	0.00	0.00	0.00	0.00
11/15/91	0.00	0.00	_____	0.04	0.00	0.00	0.00
11/14/91	0.04	0.00	_____	0.00	0.04	0.00	0.04
11/13/91	0.00	0.00	_____	0.00	0.00	0.00	0.00
11/12/91	0.00	0.00	_____	0.00	0.00	0.00	0.00
11/11/91	0.00	0.00	_____	0.00	0.00	0.00	0.00
11/10/91	0.24	0.16	_____	0.16	0.35	0.43	0.67
11/09/91	0.00	0.00	_____	0.00	0.00	0.00	0.00
11/08/91	0.00	0.00	_____	0.00	0.00	0.00	0.00
11/07/91	0.00	0.00	_____	0.00	0.00	0.00	0.00
11/06/91	0.00	0.00	_____	0.00	0.00	0.00	0.00
11/05/91	0.00	0.00	_____	0.00	0.00	0.00	0.00
11/04/91	0.00	0.00	_____	0.00	0.00	0.00	0.00
11/03/91	0.00	0.00	_____	0.00	0.00	0.00	0.00
11/02/91	0.00	0.00	_____	0.00	0.00	0.00	0.00
11/01/91	0.00	0.00	_____	0.00	0.00	0.00	0.00
TOTALS:	1.06	0.63	_____	0.79	0.98	1.54	1.65

Group Name
GQC2: EMF

DeviceID	6565	6580	6595	6610	6625	6640	6655
StatType	dif	dif	dif	dif	dif	dif	dif
DataType	precip	precip	precip	precip	precip	precip	precip
Units	in	in	in	in	in	in	in
1 day at 24:00:00							
12/31/91	0.00	0.00		0.00	0.00	0.00	0.00
12/30/91	0.04	0.04		0.04	0.04	0.12	0.08
12/29/91	0.04	0.00		0.04	0.00	0.00	0.00
12/28/91	0.00	0.00		0.00	0.00	0.00	0.00
12/27/91	0.00	0.00		0.00	0.00	0.00	0.00
12/26/91	0.00	0.00		0.00	0.00	0.00	0.00
12/25/91	0.00	0.00		0.00	0.00	0.00	0.00
12/24/91	0.00	0.00		0.00	0.00	0.00	0.00
12/23/91	0.00	0.00		0.00	0.00	0.00	0.00
12/22/91	0.00	0.00		0.00	0.04	0.04	0.00
12/21/91	0.00	0.00		0.00	0.00	0.00	0.00
12/20/91	0.04	0.12		0.12	0.00	0.00	0.00
12/19/91	0.39	0.47		0.67	0.35	0.47	0.28
12/18/91	0.31	0.35		0.31	0.47	0.35	0.51
12/17/91	0.00	0.00		0.00	0.00	0.00	0.00
12/16/91	0.00	0.00		0.00	0.00	0.00	0.00
12/15/91	0.00	0.00		0.00	0.00	0.00	0.00
12/14/91	0.00	0.00		0.00	0.00	0.00	0.00
12/13/91	0.00	0.00		0.00	0.00	0.00	0.00
12/12/91	0.00	0.00		0.00	0.00	0.00	0.00
12/11/91	0.39	0.00		0.12	0.55	0.55	0.28
12/10/91	0.31	0.28		0.12	0.12	0.12	0.24
12/09/91	0.00	0.00		0.00	0.00	0.00	0.00
12/08/91	0.00	0.00		0.00	0.00	0.00	0.00
12/07/91	0.00	0.00		0.00	0.00	0.00	0.00
12/06/91	0.00	0.00		0.00	0.00	0.00	0.00
12/05/91	0.00	0.00		0.00	0.00	0.00	0.00
12/04/91	0.00	0.00		0.00	0.00	0.00	0.00
12/03/91	0.00	0.00		0.00	0.00	0.00	0.00
12/02/91	0.00	0.00		0.00	0.00	0.00	0.00
12/01/91	0.00	0.00		0.00	0.04	0.00	0.00
TOTALS:	1.54	1.26		1.42	1.61	1.65	1.38

Group Name
GQC2: EMF

DeviceID	6565	6580	6595	6610	6625	6640	6655
StatType	dif	dif	dif	dif	dif	dif	dif
DataType	precip	precip	precip	precip	precip	precip	precip
Units	in	in	in	in	in	in	in
1 day at 24:00:00							
01/31/92	0.00	0.12		0.00	0.00	0.00	0.00
01/30/92	0.00	0.00		0.00	0.00	0.00	0.00
01/29/92	0.00	0.00		0.00	0.00	0.00	0.00
01/28/92	0.00	0.00		0.00	0.00	0.00	0.00
01/27/92	0.00	0.00		0.00	0.00	0.00	0.00
01/26/92	0.00	0.00		0.00	0.00	0.00	0.00
01/25/92	0.00	0.00		0.00	0.00	0.00	0.00
01/24/92		0.00		0.00	0.00	0.00	0.00
01/23/92		0.00				0.00	
01/22/92		0.00				0.00	
01/21/92		0.00				0.00	
01/20/92		0.00				0.00	
01/19/92		0.00				0.00	
01/18/92		0.00				0.00	
01/17/92		0.00				0.00	
01/16/92		0.00				0.00	
01/15/92		0.00				0.00	
01/14/92		0.00				0.00	
01/13/92		0.04		0.00	0.00	0.00	0.00
01/12/92	0.28	0.39		0.12	0.39	0.55	0.31
01/11/92	0.00	0.00		0.04	0.00	0.04	0.00
01/10/92	0.00	0.00		0.00	0.00	0.00	0.00
01/09/92	0.00	0.00		0.00	0.00	0.00	0.00
01/08/92	0.00	0.00		0.00	0.00	0.00	0.00
01/07/92	0.00	0.00		0.00	0.00	0.00	0.04
01/06/92	0.43	0.43		0.43	0.79	0.79	0.20
01/05/92	0.04	0.00		0.00	0.00	0.00	0.00
01/04/92	0.08	0.04		0.12	0.12	0.12	0.04
01/03/92	0.20	0.31		0.35	0.24	0.24	0.12
01/02/92	0.00	0.00		0.00	0.00	0.00	0.00
01/01/92	0.00	0.00		0.00	0.00	0.00	0.00
TOTALS:	1.02	1.34		1.06	1.54	1.73	0.71

Group Name
GQC2: EMF

DeviceID	6565	6580	6595	6610	6625	6640	6655
StatType	dif	dif	dif	dif	dif	dif	dif
DataType	precip	precip	precip	precip	precip	precip	precip
Units	in	in	in	in	in	in	in
1 day at 24:00:00							
02/29/92	0.00	0.00		0.00	0.00	0.00	0.00
02/28/92	0.00	0.00		0.00	0.00	0.00	0.00
02/27/92	0.00	0.00		0.00	0.00	0.00	0.00
02/26/92	0.00	0.00		0.00	0.00	0.00	0.00
02/25/92	0.00	0.00		0.00	0.00	0.00	0.00
02/24/92	0.00	0.00		0.00	0.00	0.00	0.00
02/23/92	0.00	0.00		0.00	0.00	0.00	0.00
02/22/92	0.00	0.00		0.00	0.00	0.00	0.00
02/21/92	0.00	0.00		0.00	0.00	0.00	0.00
02/20/92	0.00	0.00		0.00	0.00	0.00	0.00
02/19/92	0.00	0.00		0.00	0.00	0.00	0.00
02/18/92	0.00	0.00		0.00	0.00	0.00	0.00
02/17/92	0.00	0.00		0.00	0.00	0.00	0.00
02/16/92	0.04	0.04		0.08	0.04	0.04	0.00
02/15/92	0.00	0.00		0.00	0.00	0.00	0.00
02/14/92	0.00	0.00		0.00	0.00	0.00	0.00
02/13/92	0.35	0.31		0.39	0.75	0.67	0.51
02/12/92	0.00	0.00		0.00	0.00	0.00	0.00
02/11/92	0.08	0.04		0.04	0.00	0.00	0.08
02/10/92	0.20	0.04		0.08	0.28	0.20	0.16
02/09/92	0.00	0.00		0.00	0.00	0.00	0.00
02/08/92	0.12	0.04		0.04	0.12	0.08	0.08
02/07/92	0.47	0.67		0.59	0.75	0.67	0.55
02/06/92	0.00	0.00		0.00	0.00	0.00	0.00
02/05/92	0.00	0.00		0.00	0.00	0.00	0.00
02/04/92	0.00	0.00		0.00	0.00	0.00	0.00
02/03/92	0.00	0.00		0.00	0.00	0.00	0.00
02/02/92	0.00	0.00		0.00	0.00	0.00	0.00
02/01/92	0.00	0.00		0.00	0.00	0.00	0.00
TOTALS:	1.26	1.14		1.22	1.93	1.65	1.38

Group Name
GQC2: EMF

DeviceID	6565	6580	6595	6610	6625	6640	6655
StatType	dif	dif	dif	dif	dif	dif	dif
DataType	precip	precip	precip	precip	precip	precip	precip
Units	in	in	in	in	in	in	in
1 day at 24:00:00							
03/31/92	0.00	0.00		0.00	0.08	0.16	0.24
03/30/92	0.00	0.08		0.00	0.00	0.00	0.00
03/29/92	0.04	0.00		0.00	0.00	0.00	0.08
03/28/92	0.00	0.08		0.12	0.04	0.24	0.39
03/27/92	0.71	0.75		0.71	0.83	0.83	0.91
03/26/92	0.00	0.00		0.00	0.00	0.00	0.00
03/25/92	0.00	0.00		0.00	0.00	0.00	0.00
03/24/92	0.00	0.00		0.00	0.00	0.00	0.00
03/23/92	0.00	0.00		0.00	0.00	0.00	0.00
03/22/92	0.00	0.00		0.00	0.00	0.00	0.00
03/21/92	0.31	0.20		0.16	0.47	0.51	0.31
03/20/92	0.00	0.00		0.00	0.00	0.00	0.00
03/19/92	0.00	0.00		0.00	0.00	0.00	0.00
03/18/92	0.00	0.00		0.00	0.00	0.00	0.00
03/17/92	0.00	0.00		0.00	0.00	0.00	0.00
03/16/92	0.00	0.00		0.00	0.00	0.00	0.00
03/15/92	0.00	0.00		0.00	0.00	0.00	0.00
03/14/92	0.00	0.00		0.00	0.00	0.00	0.00
03/13/92	0.00	0.00		0.00	0.00	0.00	0.00
03/12/92	0.00	0.00		0.00	0.00	0.00	0.00
03/11/92	0.00	0.00		0.00	0.00	0.00	0.00
03/10/92	0.00	0.00		0.00	0.00	0.00	0.00
03/09/92	0.28	0.28		0.51	0.47	0.35	0.59
03/08/92	0.16	0.24		0.28	0.47	0.51	0.28
03/07/92	0.00	0.00		0.00	0.31	0.24	0.00
03/06/92	0.00	0.00		0.00	0.00	0.00	0.00
03/05/92	0.00	0.00		0.00	0.00	0.00	0.00
03/04/92	0.08	0.00		0.00	0.00	0.04	0.00
03/03/92	0.16	0.16		0.28	0.20	0.12	0.12
03/02/92	0.24	0.20		0.12	0.31	0.35	0.35
03/01/92	0.00	0.00		0.00	0.00	0.00	0.00
TOTALS:	1.97	1.97		2.17	3.19	3.35	3.27

Group Name
GQC2: EMF

DeviceID	6565	6580	6595	6610	6625	6640	6655
StatType	dif	dif	dif	dif	dif	dif	dif
DataType	precip	precip	precip	precip	precip	precip	precip
Units	in	in	in	in	in	in	in
1 day at 24:00:00							
04/30/92	0.00	0.00	0.00	0.00	0.00	0.00	0.00
04/29/92	0.00	0.00	0.00	0.00	0.00	0.00	0.00
04/28/92	0.00	0.00	0.00	0.00	0.00	0.00	0.00
04/27/92	0.00	0.00	0.00	0.00	0.00	0.00	0.00
04/26/92	0.00	0.00	0.00	0.00	0.00	0.00	0.00
04/25/92	0.00	0.00	0.00	0.00	0.00	0.00	0.00
04/24/92	0.00	0.00	0.00	0.00	0.00	0.00	0.00
04/23/92	0.00	0.00	0.00	0.00	0.00	0.00	0.00
04/22/92	0.00	0.00	0.00	0.00	0.00	0.00	0.00
04/21/92	0.00	0.00	0.00	0.00	0.00	0.00	0.00
04/20/92	0.00	0.00	0.00	0.00	0.00	0.00	0.00
04/19/92	0.00	0.00	0.00	0.00	0.00	0.00	0.00
04/18/92	0.00	0.00	0.00	0.00	0.00	0.00	0.00
04/17/92	0.00	0.00	0.00	0.00	0.00	0.00	0.00
04/16/92	0.00	0.00	0.00	0.00	0.00	0.00	0.00
04/15/92	0.00	0.00	0.00	0.00	0.00	0.00	0.00
04/14/92	0.00	0.00	0.00	0.00	0.00	0.00	0.00
04/13/92	0.00	0.00	0.00	0.00	0.00	0.00	0.00
04/12/92	0.00	0.00	0.00	0.00	0.00	0.00	0.00
04/11/92	0.00	0.00	0.00	0.00	0.00	0.00	0.00
04/10/92	0.00	0.00	0.00	0.00	0.00	0.00	0.00
04/09/92	0.00	0.00	0.00	0.00	0.00	0.00	0.00
04/08/92	0.00	0.00	0.00	0.00	0.00	0.00	0.00
04/07/92	0.00	0.00	0.00	0.00	0.00	0.00	0.00
04/06/92	0.00	0.00	0.00	0.00	0.00	0.00	0.00
04/05/92	0.00	0.00	0.00	0.00	0.00	0.00	0.00
04/04/92	0.00	0.00	0.00	0.00	0.00	0.00	0.00
04/03/92	0.00	0.00	0.00	0.00	0.00	0.00	0.00
04/02/92	0.00	0.00	0.00	0.00	0.00	0.00	0.04
04/01/92	0.59	0.28	0.20	0.67	0.51	0.43	0.43
TOTALS:	0.59	0.28	0.20	0.67	0.51	0.43	0.47

Group Name
GQC2: EMF

DeviceID	6565	6580	6595	6610	6625	6640	6655
StatType	dif	dif	dif	dif	dif	dif	dif
DataType	precip	precip	precip	precip	precip	precip	precip
Units	in	in	in	in	in	in	in
1 day at 24:00:00							
05/31/92	0.00	0.00	0.00	0.00	0.00	0.00	0.00
05/30/92	0.00	0.00	0.00	0.00	0.00	0.00	0.00
05/29/92	0.00	0.00	0.00	0.00	0.00	0.00	0.00
05/28/92	0.00	0.00	0.00	0.00	0.00	0.00	0.00
05/27/92	0.00	0.00	0.00	0.00	0.00	0.00	0.00
05/26/92	0.00	0.00	0.00	0.00	0.00	0.00	0.00
05/25/92	0.00	0.00	0.00	0.00	0.00	0.00	0.04
05/24/92	0.00	0.00	0.00	0.00	0.00	0.00	0.00
05/23/92	0.00	0.16	0.08	0.08	0.83	0.43	0.04
05/22/92	0.00	0.00	0.00	0.04	0.00	0.00	0.00
05/21/92	0.16	0.16	0.20	0.20	0.16	0.16	0.31
05/20/92	0.16	0.08	0.12	0.16	0.12	0.08	0.08
05/19/92	0.00	0.00	0.00	0.00	0.00	0.00	0.00
05/18/92	0.00	0.00	0.00	0.00	0.00	0.00	0.00
05/17/92	0.00	0.00	0.00	0.00	0.00	0.00	0.00
05/16/92	0.00	0.00	0.00	0.00	0.00	0.00	0.00
05/15/92	0.00	0.00	0.00	0.00	0.00	0.00	0.00
05/14/92	0.00	0.00	0.00	0.00	0.00	0.00	0.00
05/13/92	0.00	0.00	0.00	0.00	0.00	0.00	0.00
05/12/92	0.00	0.00	0.00	0.00	0.00	0.00	0.00
05/11/92	0.00	0.00	0.00	0.00	0.00	0.00	0.00
05/10/92	0.00	0.00	0.00	0.00	0.04	0.08	0.08
05/09/92	0.00	0.00	0.00	0.00	0.00	0.00	0.00
05/08/92	0.04	0.00	0.00	0.08	0.00	0.00	0.04
05/07/92	0.00	0.00	0.00	0.00	0.00	0.00	0.00
05/06/92	0.00	0.00	0.00	0.00	0.00	0.00	0.04
05/05/92	0.00	0.35	0.47	0.08	0.04	0.04	0.04
05/04/92	0.00	0.00	0.08	0.00	0.00	0.00	0.00
05/03/92	0.00	0.00	0.00	0.00	0.00	0.00	0.20
05/02/92	0.00	0.00	0.00	0.00	0.00	0.00	0.00
05/01/92	0.00	0.00	0.00	0.00	0.00	0.00	0.00
TOTALS:	0.35	0.75	0.94	0.63	1.18	0.79	0.87

Group Name
GQC2: EMF

DeviceID	6565	6580	6595	6610	6625	6640	6655
StatType	dif	dif	dif	dif	dif	dif	dif
DataType	precip	precip	precip	precip	precip	precip	precip
Units	in	in	in	in	in	in	in
1 day at 24:00:00							
06/30/92	0.00	0.00	0.00	0.00	0.00	0.00	0.00
06/29/92	0.00	0.00	0.00	0.00	0.00	0.00	0.00
06/28/92	0.00	0.00	0.00	0.00	0.00	0.00	0.00
06/27/92	0.00	0.00	0.00	0.00	0.00	0.00	0.00
06/26/92	0.00	0.00	0.00	0.00	0.00	0.00	0.00
06/25/92	0.00	0.00	0.00	0.00	0.00	0.00	0.00
06/24/92	0.00	0.00	0.00	0.00	0.00	0.00	0.00
06/23/92	0.00	0.00	0.00	0.00	0.00	0.00	0.00
06/22/92	0.00	0.00	0.00	0.00	0.00	0.00	0.00
06/21/92	0.00	0.00	0.00	0.00	0.00	0.00	0.00
06/20/92	0.00	0.00	0.00	0.00	0.00	0.00	0.00
06/19/92	0.00	0.00	0.00	0.00	0.00	0.00	0.00
06/18/92	0.00	0.00	0.00	0.00	0.00	0.00	0.00
06/17/92	0.00	0.00	0.00	0.00	0.00	0.00	0.00
06/16/92	0.00	0.00	0.00	0.00	0.00	0.00	0.00
06/15/92	0.00	0.00	0.00	0.00	0.00	0.00	0.00
06/14/92	0.00	0.00	0.00	0.00	0.00	0.00	0.00
06/13/92	0.00	0.00	0.00	0.00	0.00	0.00	0.00
06/12/92	0.00	0.00	0.00	0.00	0.00	0.00	0.00
06/11/92	0.00	0.00	0.00	0.00	0.00	0.00	0.00
06/10/92	0.00	0.00	0.00	0.00	0.00	0.00	0.00
06/09/92	0.00	0.00	0.00	0.00	0.00	0.00	0.00
06/08/92	0.00	0.00	0.00	0.00	0.00	0.04	0.00
06/07/92	0.00	0.04	0.16	0.04	0.12	0.08	0.00
06/06/92	0.00	0.00	0.00	0.00	0.00	0.00	0.00
06/05/92	0.00	0.00	0.00	0.00	0.00	0.00	0.00
06/04/92	0.00	0.00	0.00	0.00	0.00	0.00	0.00
06/03/92	0.00	0.00	0.00	0.00	0.00	0.00	0.00
06/02/92	0.00	0.00	0.00	0.00	0.00	0.00	0.00
06/01/92	0.00	0.00	0.00	0.00	0.00	0.00	0.00
TOTALS:	0.00	0.04	0.16	0.04	0.12	0.12	0.00

Group Name
GQC2: EMF


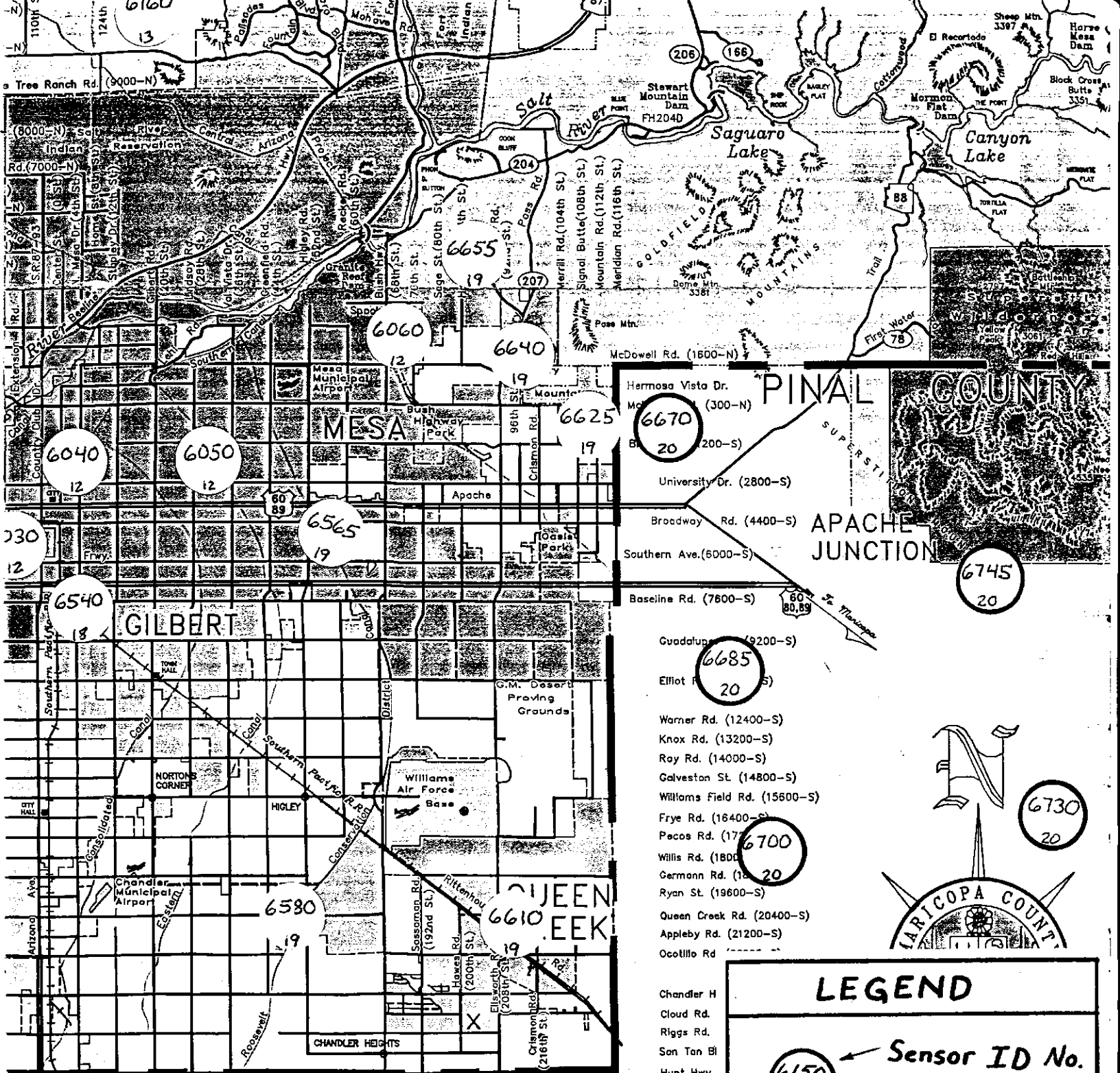
DeviceID	6565	6580	6595	6610	6625	6640	6655
StatType	dif	dif	dif	dif	dif	dif	dif
DataType	precip	precip	precip	precip	precip	precip	precip
Units	in	in	in	in	in	in	in
1 day at 24:00:00							
07/31/92	0.00	0.00	0.00	0.00	0.00	0.00	0.00
07/30/92	0.00	0.00	0.00	0.00	0.00	0.08	0.00
07/29/92	0.00	0.31	0.31	0.16	0.20	0.00	0.00
07/28/92	0.00	0.00	0.00	0.00	0.00	0.00	0.00
07/27/92	0.04	0.00	0.00	0.00	0.00	0.00	0.00
07/26/92	0.00	0.00	0.00	0.00	0.00	0.00	0.00
07/25/92	0.00	0.00	0.00	0.00	0.00	0.00	0.00
07/24/92	1.77	1.10	2.32	2.05	1.02	0.79	1.22
07/23/92	0.00	0.00	0.00	0.08	0.00	0.00	0.00
07/22/92	0.00	0.00	0.00	0.08	0.00	0.00	0.00
07/21/92	0.00	0.00	0.00	0.00	0.00	0.00	0.00
07/20/92	0.00	0.00	0.00	0.00	0.00	0.00	0.00
07/19/92	0.00	0.00	0.00	0.00	0.00	0.00	0.00
07/18/92	0.00	0.00	0.00	0.00	0.00	0.00	0.00
07/17/92	0.00	0.00	0.00	0.00	0.00	0.00	0.00
07/16/92	0.00	0.00	0.00	0.00	0.00	0.00	0.00
07/15/92	0.00	0.00	0.00	0.00	0.00	0.00	0.00
07/14/92	0.00	0.00	0.00	0.00	0.00	0.00	0.00
07/13/92	0.00	0.00	0.00	0.00	0.00	0.00	0.00
07/12/92	0.00	0.00	0.00	0.00	0.00	0.00	0.00
07/11/92	0.08	0.00	0.43	0.04	0.04	0.08	0.08
07/10/92	0.20	0.20	0.31	0.08	0.28	0.12	0.08
07/09/92	0.00	0.00	0.00	0.00	0.00	0.00	0.00
07/08/92	0.00	0.00	0.00	0.00	0.00	0.00	0.00
07/07/92	0.00	0.00	0.00	0.00	0.00	0.00	0.00
07/06/92	0.00	0.00	0.00	0.00	0.00	0.00	0.00
07/05/92	0.00	0.00	0.00	0.00	0.00	0.00	0.00
07/04/92	0.00	0.00	0.00	0.00	0.00	0.00	0.00
07/03/92	0.00	0.00	0.00	0.00	0.00	0.00	0.00
07/02/92	0.00	0.00	0.00	0.00	0.00	0.00	0.00
07/01/92	0.00	0.00	0.00	0.00	0.00	0.00	0.00
TOTALS:	2.09	1.61	3.39	2.48	1.54	1.06	1.38

Group Name
GQC2: EMF

DeviceID	6565	6580	6595	6610	6625	6640	6655
StatType	dif	dif	dif	dif	dif	dif	dif
DataType	precip	precip	precip	precip	precip	precip	precip
Units	in	in	in	in	in	in	in
1 day at 24:00:00							
08/31/92	0.00	0.00	0.00	0.00	0.00	0.00	0.00
08/30/92	0.00	0.00	0.00	0.00	0.00	0.00	0.00
08/29/92	0.00	0.00	0.00	0.00	0.00	0.00	0.00
08/28/92	0.00	0.00	0.00	0.00	0.00	0.00	0.00
08/27/92	0.00	0.00	0.00	0.00	0.00	0.00	0.00
08/26/92	0.00	0.00	0.00	0.00	0.00	0.00	0.00
08/25/92	0.00	0.00	0.00	0.00	0.00	0.00	0.00
08/24/92	0.04	0.00	0.00	0.00	0.04	0.04	0.08
08/23/92	0.43	0.28	0.39	0.39	0.63	0.83	1.02
08/22/92	0.67	0.35	0.31	0.94	1.42	2.13	2.13
08/21/92	0.00	0.00	0.00	0.00	0.00	0.04	0.00
08/20/92	0.00	0.00	0.00	0.00	0.00	0.04	0.00
08/19/92	0.00	0.00	0.04	0.00	0.00	0.00	0.00
08/18/92	0.00	0.00	0.00	0.00	0.00	0.00	0.00
08/17/92	0.00	0.00	0.00	0.00	0.00	0.00	0.00
08/16/92	0.00	0.00	0.00	0.00	0.00	0.00	0.00
08/15/92	0.00	0.00	0.00	0.00	0.00	0.00	0.00
08/14/92	0.00	0.00	0.00	0.00	0.00	0.00	0.00
08/13/92	0.00	0.00	0.00	0.00	0.00	0.00	0.00
08/12/92	0.00	0.00	0.00	0.00	0.00	0.39	0.00
08/11/92	0.16	0.12	0.00	0.00	0.04	0.00	0.59
08/10/92	0.00	0.00	0.00	0.00	0.00	0.00	0.00
08/09/92	0.00	0.00	0.00	0.00	0.00	0.00	0.00
08/08/92	0.00	0.00	0.00	0.00	0.00	0.00	0.00
08/07/92	0.00	0.08	0.39	0.43	0.00	0.00	0.00
08/06/92	0.83	0.83	0.00	1.26	0.24	0.28	0.20
08/05/92	0.00	0.04	0.00	0.04	0.12	0.12	0.04
08/04/92	0.00	0.00	0.12	0.00	0.16	0.12	0.00
08/03/92	0.00	0.00	0.00	0.00	0.00	0.00	0.00
08/02/92	0.00	0.00	0.00	0.00	0.00	0.00	0.00
08/01/92	0.00	0.12	0.04	0.20	0.00	0.00	0.00
TOTALS:	2.13	1.81	1.30	3.27	2.64	3.98	4.06

Group Name
GQC2: EMF

DeviceID	6565	6580	6595	6610	6625	6640	6655
StatType	dif	dif	dif	dif	dif	dif	dif
DataType	precip	precip	precip	precip	precip	precip	precip
Units	in	in	in	in	in	in	in
1 day at 24:00:00							
09/30/92	0.00	0.00	0.00	0.00	0.00	0.00	0.00
09/29/92	0.00	0.00	0.00	0.00	0.00	0.00	0.00
09/28/92	0.00	0.00	0.00	0.00	0.00	0.00	0.00
09/27/92	0.00	0.00	0.00	0.00	0.00	0.00	0.00
09/26/92	0.00	0.00	0.00	0.00	0.00	0.00	0.00
09/25/92	0.00	0.00	0.00	0.00	0.00	0.00	0.00
09/24/92	0.00	0.00	0.00	0.00	0.00	0.00	0.00
09/23/92	0.00	0.00	0.00	0.00	0.00	0.00	0.00
09/22/92	0.00	0.00	0.00	0.00	0.00	0.00	0.00
09/21/92	0.00	0.00	0.00	0.00	0.00	0.00	0.00
09/20/92	0.00	0.00	0.00	0.00	0.20	0.04	0.00
09/19/92	0.04	0.00	0.00	0.00	0.28	0.16	0.24
09/18/92	0.00	0.00	0.00	0.00	0.00	0.00	0.00
09/17/92	0.00	0.00	0.00	0.00	0.00	0.00	0.00
09/16/92	0.00	0.00	0.00	0.00	0.00	0.00	0.00
09/15/92	0.00	0.00	0.00	0.00	0.00	0.00	0.00
09/14/92	0.00	0.00	0.00	0.00	0.00	0.00	0.00
09/13/92	0.00	0.00	0.04	0.00	0.00	0.00	0.00
09/12/92	0.00	0.00	0.00	0.00	0.00	0.00	0.00
09/11/92	0.00	0.00	0.00	0.00	0.00	0.00	0.00
09/10/92	0.00	0.00	0.00	0.00	0.00	0.00	0.00
09/09/92	0.00	0.00	0.00	0.00	0.00	0.00	0.00
09/08/92	0.00	0.00	0.00	0.00	0.00	0.00	0.00
09/07/92	0.00	0.00	0.00	0.00	0.00	0.00	0.00
09/06/92	0.00	0.00	0.00	0.00	0.00	0.00	0.00
09/05/92	0.00	0.00	0.00	0.00	0.00	0.00	0.00
09/04/92	0.00	0.00	0.00	0.00	0.00	0.00	0.00
09/03/92	0.00	0.00	0.00	0.00	0.00	0.00	0.00
09/02/92	0.00	0.00	0.00	0.00	0.00	0.00	0.00
09/01/92	0.00	0.00	0.00	0.00	0.00	0.00	0.00
TOTALS:	0.04	0.00	0.04	0.00	0.47	0.20	0.24



LEGEND

Sensor ID No.
 Group No.

SCALE

1" ≈ 3.4 mi

(East Valley Structures)

	FOREST HIGHWAY		COUNTY LANDFILL
	PAVED ROAD		CITY/TOWN HALL & POINT OF INTEREST
	NON-PAVED ROAD		

Prohibited Without Permission

6715
20

Group Name
GQC3: E. Valley Structures

DeviceID	6670	6685	6700	6715	6730	6745
StatType	dif	dif	dif	dif	dif	dif
DataType	precip	precip	precip	precip	precip	precip
Units	in	in	in	in	in	in
1 day at 24:00:00						
10/31/91	0.00	0.00	0.00	0.00	0.00	0.00
10/30/91	0.00	0.00	0.00	0.00	0.00	0.20
10/29/91	0.00	0.00	0.00	0.00	0.00	0.00
10/28/91	0.00	0.00	0.00	0.00	0.00	0.00
10/27/91	0.51	0.79	0.75	0.75	0.79	0.83
10/26/91	0.00	0.00	0.00	0.00	0.00	0.00
10/25/91	0.00	0.00	0.00	0.00	0.00	0.00
10/24/91	0.00	0.00	0.00	0.00	0.00	0.00
10/23/91	0.00	0.00	0.00	0.00	0.00	0.00
10/22/91	0.00	0.00	0.00	0.00	0.00	0.00
10/21/91	0.00	0.00	0.00	0.00	0.00	0.00
10/20/91	0.00	0.00	0.00	0.00	0.00	0.00
10/19/91	0.00	0.00	0.00	0.00	0.00	0.00
10/18/91	0.00	0.00	0.00	0.00	0.00	0.00
10/17/91	0.00	0.00	0.00	0.00	0.00	0.00
10/16/91	0.00	0.00	0.00	0.00	0.00	0.00
10/15/91	0.00	0.00	0.00	0.00	0.00	0.00
10/14/91	0.00	0.00	0.00	0.00	0.00	0.00
10/13/91	0.00	0.00	0.00	0.00	0.00	0.00
10/12/91	0.00	0.00	0.00	0.00	0.00	0.00
10/11/91	0.00	0.00	0.00	0.00	0.00	0.00
10/10/91	0.00	0.00	0.00	0.00	0.00	0.00
10/09/91	0.00	0.00	0.00	0.00	0.00	0.00
10/08/91	0.00	0.00	0.00	0.00	0.00	0.00
10/07/91	0.00	0.00	0.00	0.00	0.00	0.00
10/06/91	0.00	0.00	0.00	0.00	0.00	0.00
10/05/91	0.00	0.00	0.00	0.00	0.00	0.00
10/04/91	0.00	0.00	0.00	0.00	0.00	0.00
10/03/91	0.00	0.00	0.00	0.00	0.00	0.00
10/02/91	0.00	0.00	0.00	0.00	0.00	0.00
10/01/91	0.00	0.00	0.00	0.00	0.00	0.00
TOTALS:	0.51	0.79	0.75	0.75	0.79	1.02

Group Name
GQC3: E. Valley Structures

DeviceID	6670	6685	6700	6715	6730	6745
StatType	dif	dif	dif	dif	dif	dif
DataType	precip	precip	precip	precip	precip	precip
Units	in	in	in	in	in	in
1 day at 24:00:00						
11/30/91	0.91	0.91	0.79	0.51	0.87	1.38
11/29/91	0.00	0.00	0.00	0.00	0.00	0.00
11/28/91	0.00	0.00	0.00	0.00	0.00	0.00
11/27/91	0.00	0.00	0.00	0.00	0.00	0.00
11/26/91	0.00	0.00	0.00	0.00	0.00	0.00
11/25/91	0.00	0.00	0.00	0.00	0.00	0.00
11/24/91	0.00	0.00	0.00	0.00	0.00	0.00
11/23/91	0.00	0.00	0.00	0.00	0.00	0.00
11/22/91	0.00	0.00	0.00	0.00	0.00	0.00
11/21/91	0.00	0.00	0.00	0.00	0.00	0.00
11/20/91	0.00	0.00	0.00	0.00	0.00	0.00
11/19/91	0.00	0.00	0.00	0.00	0.00	0.00
11/18/91	0.00	0.00	0.00	0.00	0.00	0.00
11/17/91	0.00	0.00	0.00	0.00	0.00	0.00
11/16/91	0.00	0.00	0.00	0.00	0.00	0.00
11/15/91	0.00	0.00	0.08	0.00	0.04	0.08
11/14/91	0.04	0.00	0.04	0.00	0.04	0.08
11/13/91	0.00	0.00	0.00	0.00	0.00	0.00
11/12/91	0.00	0.00	0.00	0.00	0.00	0.00
11/11/91	0.00	0.00	0.00	0.00	0.00	0.00
11/10/91	0.00	0.35	0.35	0.35	0.43	0.51
11/09/91	0.00	0.00	0.00	0.00	0.00	0.00
11/08/91	0.00	0.00	0.00	0.00	0.00	0.00
11/07/91	0.00	0.00	0.00	0.00	0.00	0.00
11/06/91	0.00	0.00	0.00	0.00	0.00	0.00
11/05/91	0.00	0.00	0.00	0.00	0.00	0.00
11/04/91	0.00	0.00	0.00	0.00	0.00	0.00
11/03/91	0.00	0.00	0.00	0.00	0.00	0.00
11/02/91	0.00	0.00	0.00	0.00	0.00	0.00
11/01/91	0.00	0.00	0.00	0.00	0.00	0.00
TOTALS:	0.94	1.26	1.26	0.87	1.38	2.05

Group Name
GQC3: E. Valley Structures

DeviceID	6670	6685	6700	6715	6730	6745
StatType	dif	dif	dif	dif	dif	dif
DataType	precip	precip	precip	precip	precip	precip
Units	in	in	in	in	in	in
1 day at 24:00:00						
12/31/91	0.00	0.00	0.00	0.00	0.00	0.00
12/30/91	0.08	0.39	0.08	0.00	0.00	0.12
12/29/91	0.08	0.04	0.04	0.00	0.00	0.00
12/28/91	0.00	0.00	0.00	0.00	0.00	0.00
12/27/91	0.00	0.00	0.00	0.00	0.00	0.00
12/26/91	0.00	0.00	0.00	0.00	0.00	0.00
12/25/91	0.00	0.00	0.00	0.00	0.00	0.00
12/24/91	0.00	0.00	0.00	0.00	0.00	0.00
12/23/91	0.00	0.00	0.00	0.00	0.00	0.00
12/22/91	0.00	0.00	0.00	0.00	0.00	0.04
12/21/91	0.00	0.00	0.00	0.00	0.00	0.00
12/20/91	0.04	0.04	0.12	0.12	0.12	0.04
12/19/91	0.24	0.71	0.20	0.20	0.39	0.24
12/18/91	0.39	0.39	0.35	0.28	0.59	0.51
12/17/91	0.00	0.00	0.00	0.00	0.00	0.00
12/16/91	0.00	0.00	0.00	0.00	0.00	0.00
12/15/91	0.00	0.00	0.00	0.00	0.00	0.00
12/14/91	0.00	0.00	0.00	0.00	0.00	0.00
12/13/91	0.00	0.00	0.00	0.00	0.00	0.00
12/12/91	0.00	0.00	0.00	0.00	0.00	0.00
12/11/91	0.35	0.24	0.35	0.63	0.59	0.35
12/10/91	0.12	0.16	0.28	0.35	0.51	0.51
12/09/91	0.00	0.00	0.00	0.00	0.00	0.00
12/08/91	0.00	0.00	0.00	0.00	0.00	0.00
12/07/91	0.00	0.00	0.00	0.00	0.00	0.00
12/06/91	0.00	0.00	0.00	0.00	0.00	0.00
12/05/91	0.00	0.00	0.00	0.00	0.00	0.00
12/04/91	0.00	0.00	0.00	0.00	0.00	0.00
12/03/91	0.00	0.00	0.00	0.00	0.00	0.00
12/02/91	0.00	0.00	0.00	0.00	0.00	0.00
12/01/91	0.00	0.00	0.00	0.08	0.04	0.04
TOTALS:	1.30	1.97	1.42	1.65	2.24	1.85

Group Name
GQC3: E. Valley Structures

DeviceID	6670	6685	6700	6715	6730	6745
StatType	dif	dif	dif	dif	dif	dif
DataType	precip	precip	precip	precip	precip	precip
Units	in	in	in	in	in	in
1 day at 24:00:00						
01/31/92	0.00	0.00	0.00	0.00	0.00	0.00
01/30/92	0.00	0.00	0.00	0.00	0.00	0.00
01/29/92	0.00	0.00	0.00	0.00	0.00	0.00
01/28/92	0.00	0.00	0.00	0.00	0.00	0.00
01/27/92	0.00	0.00	0.00	0.00	0.00	0.00
01/26/92	0.00	0.00	0.00	0.00	0.00	0.00
01/25/92	0.00	0.00	0.00	0.00	0.00	0.00
01/24/92	_____	0.00	_____	0.00	0.00	0.00
01/23/92	_____	0.00	_____	_____	0.00	0.00
01/22/92	_____	0.00	_____	_____	0.00	0.00
01/21/92	_____	0.00	_____	_____	0.00	0.00
01/20/92	_____	0.00	_____	_____	0.08	0.12
01/19/92	_____	0.00	_____	_____	0.00	0.00
01/18/92	_____	0.00	_____	_____	0.00	0.00
01/17/92	_____	0.00	_____	_____	0.00	0.00
01/16/92	_____	0.00	_____	_____	0.00	0.00
01/15/92	_____	0.00	_____	_____	0.00	0.00
01/14/92	_____	0.00	_____	_____	0.00	0.00
01/13/92	0.00	0.08	0.00	0.00	0.00	0.00
01/12/92	0.12	0.39	0.28	0.20	0.43	0.35
01/11/92	0.00	0.00	0.04	0.00	0.00	0.00
01/10/92	0.00	0.00	0.00	0.00	0.00	0.00
01/09/92	0.00	0.00	0.00	0.00	0.00	0.00
01/08/92	0.00	0.00	0.00	0.00	0.00	0.00
01/07/92	0.00	0.00	0.00	0.00	0.00	0.00
01/06/92	0.47	0.79	0.87	0.55	0.67	0.83
01/05/92	0.04	0.04	0.08	0.04	0.00	0.04
01/04/92	0.08	0.12	0.16	0.08	0.12	0.16
01/03/92	0.08	0.16	0.16	0.12	0.08	0.04
01/02/92	0.00	0.00	0.00	0.00	0.00	0.00
01/01/92	0.00	0.00	0.00	0.00	0.00	0.00
TOTALS:	0.79	1.57	1.57	0.98	1.38	1.54

Group Name
GQC3: E. Valley Structures

DeviceID	6670	6685	6700	6715	6730	6745
StatType	dif	dif	dif	dif	dif	dif
DataType	precip	precip	precip	precip	precip	precip
Units	in	in	in	in	in	in
1 day at 24:00:00						
02/29/92	0.00	0.00	0.00	0.00	0.00	0.00
02/28/92	0.00	0.00	0.00	0.00	0.00	0.00
02/27/92	0.00	0.00	0.00	0.00	0.00	0.00
02/26/92	0.00	0.00	0.00	0.00	0.00	0.00
02/25/92	0.00	0.00	0.00	0.00	0.00	0.00
02/24/92	0.00	0.00	0.00	0.00	0.00	0.00
02/23/92	0.00	0.00	0.00	0.00	0.00	0.00
02/22/92	0.00	0.00	0.00	0.00	0.00	0.00
02/21/92	0.00	0.00	0.00	0.00	0.00	0.00
02/20/92	0.00	0.00	0.00	0.00	0.00	0.00
02/19/92	0.00	0.00	0.00	0.00	0.00	0.00
02/18/92	0.00	0.00	0.00	0.00	0.00	0.00
02/17/92	0.00	0.00	0.00	0.00	0.00	0.00
02/16/92	0.00	-0.04	0.08	0.08	0.12	0.04
02/15/92	0.00	0.00	0.00	0.00	0.00	0.00
02/14/92	0.00	0.00	0.00	0.00	0.00	0.00
02/13/92	0.24	0.47	0.47	0.43	0.59	0.12
02/12/92	0.00	0.00	0.04	0.00	0.00	0.00
02/11/92	0.00	0.04	0.04	0.00	0.04	0.00
02/10/92	0.16	0.08	0.35	0.00	0.51	0.00
02/09/92	0.00	0.00	0.00	0.00	0.00	0.00
02/08/92	0.00	0.00	0.00	0.00	0.08	0.00
02/07/92	0.24	0.55	0.47	0.63	0.51	0.00
02/06/92	0.00	0.00	0.00	0.00	0.00	0.00
02/05/92	0.00	0.00	0.00	0.00	0.00	0.00
02/04/92	0.00	0.00	0.00	0.00	0.00	0.00
02/03/92	0.00	0.00	0.00	0.00	0.00	0.00
02/02/92	0.00	0.00	0.00	0.00	0.00	0.00
02/01/92	0.00	0.00	0.00	0.00	0.00	0.00
TOTALS:	0.63	1.18	1.46	1.14	1.85	0.16

Group Name
GQC3: E. Valley Structures

DeviceID	6670	6685	6700	6715	6730	6745
StatType	dif	dif	dif	dif	dif	dif
DataType	precip	precip	precip	precip	precip	precip
Units	in	in	in	in	in	in
1 day at 24:00:00						
03/31/92	0.04	0.00	0.00	0.00	0.31	0.16
03/30/92	0.00	0.08	0.00	0.00	0.00	0.00
03/29/92	0.00	0.00	0.00	0.00	0.00	0.00
03/28/92	0.00	0.16	0.20	0.12	0.08	0.20
03/27/92	0.00	0.59	0.63	0.47	0.98	0.47
03/26/92	0.00	0.00	0.00	0.00	0.00	0.00
03/25/92	0.00	0.00	0.00	0.00	0.00	0.00
03/24/92	0.00	0.00	0.00	0.00	0.00	0.00
03/23/92	0.00	0.00	0.00	0.00	0.00	0.00
03/22/92	0.00	0.00	0.00	0.00	0.00	0.00
03/21/92	0.04	0.24	-0.08	0.04	0.12	0.31
03/20/92	0.00	0.00	0.00	0.00	0.00	0.00
03/19/92	0.00	0.00	0.00	0.00	0.00	0.00
03/18/92	0.00	0.00	0.00	0.00	0.00	0.00
03/17/92	0.00	0.00	0.00	0.00	0.00	0.00
03/16/92	0.00	0.00	0.00	0.00	0.00	0.00
03/15/92	0.00	0.00	0.00	0.00	0.00	0.00
03/14/92	0.00	0.00	0.00	0.00	0.00	0.00
03/13/92	0.00	0.00	0.00	0.00	0.00	0.00
03/12/92	0.00	0.00	0.00	0.00	0.00	0.00
03/11/92	0.00	0.00	0.00	0.00	0.00	0.00
03/10/92	0.00	0.00	0.00	0.00	0.00	0.00
03/09/92	0.12	0.55	0.55	0.35	0.55	0.75
03/08/92	0.04	0.16	0.04	0.28	0.47	0.16
03/07/92	0.16	0.28	0.16	0.12	0.12	0.12
03/06/92	0.00	0.00	0.00	0.00	0.00	0.00
03/05/92	0.00	0.00	0.00	0.00	0.00	0.00
03/04/92	0.00	0.20	0.04	0.00	0.12	0.04
03/03/92	0.08	0.39	0.28	0.55	0.39	0.35
03/02/92	0.16	0.28	0.20	0.16	0.31	0.31
03/01/92	0.00	0.00	0.00	0.00	0.00	0.00
TOTALS:	0.63	2.91	2.17	2.09	3.46	2.87

Group Name
GQC3: E. Valley Structures

DeviceID	6670	6685	6700	6715	6730	6745
StatType	dif	dif	dif	dif	dif	dif
DataType	precip	precip	precip	precip	precip	precip
Units	in	in	in	in	in	in
1 day at 24:00:00						
04/30/92	0.00	0.00	0.00	0.00	0.00	0.00
04/29/92	0.00	0.00	0.00	0.00	0.00	0.00
04/28/92	0.00	0.00	0.00	0.00	0.00	0.00
04/27/92	0.00	0.00	0.00	0.00	0.00	0.00
04/26/92	0.00	0.00	0.00	0.00	0.00	0.00
04/25/92	0.00	0.00	0.00	0.00	0.00	0.00
04/24/92	0.00	0.00	0.00	0.00	0.00	0.00
04/23/92	0.00	0.00	0.00	0.00	0.00	0.00
04/22/92	0.00	0.00	0.00	0.00	0.00	0.00
04/21/92	0.00	0.00	0.00	0.00	0.00	0.00
04/20/92	0.00	0.00	0.00	0.00	0.00	0.00
04/19/92	0.00	0.00	0.00	0.00	0.00	0.00
04/18/92	0.00	0.00	0.00	0.00	0.00	0.00
04/17/92	0.00	0.00	0.00	0.00	0.00	0.00
04/16/92	0.00	0.00	0.00	0.00	0.00	0.00
04/15/92	0.00	0.00	0.00	0.00	0.00	0.00
04/14/92	0.00	0.00	0.00	0.00	0.00	0.00
04/13/92	0.00	0.00	0.00	0.00	0.00	0.00
04/12/92	0.00	0.00	0.00	0.00	0.00	0.00
04/11/92	0.00	0.00	0.00	0.00	0.00	0.00
04/10/92	0.00	0.00	0.00	0.00	0.00	0.00
04/09/92	0.00	0.00	0.00	0.00	0.00	0.00
04/08/92	0.00	0.00	0.00	0.00	0.00	0.00
04/07/92	0.00	0.00	0.00	0.00	0.00	0.00
04/06/92	0.00	0.00	0.00	0.00	0.00	0.00
04/05/92	0.00	0.00	0.00	0.00	0.00	0.00
04/04/92	0.00	0.00	0.00	0.00	0.00	0.00
04/03/92	0.00	0.00	0.00	0.00	0.00	0.00
04/02/92	0.00	0.00	0.00	0.00	0.00	0.00
04/01/92	0.43	0.67	0.79	0.87	0.83	0.63
TOTALS:	0.43	0.67	0.79	0.87	0.83	0.63

Group Name
GQC3: E. Valley Structures

DeviceID	6670	6685	6700	6715	6730	6745
StatType	dif	dif	dif	dif	dif	dif
DataType	precip	precip	precip	precip	precip	precip
Units	in	in	in	in	in	in
1 day at 24:00:00						
05/31/92	0.00	0.00	0.00	0.00	0.00	0.00
05/30/92	0.00	0.00	0.00	0.00	0.00	0.00
05/29/92	0.00	0.00	0.00	0.00	0.00	0.00
05/28/92	0.00	0.00	0.00	0.00	0.00	0.00
05/27/92	0.00	0.00	0.00	0.00	0.00	0.00
05/26/92	0.00	0.00	0.00	0.00	0.00	0.04
05/25/92	0.00	0.00	0.00	0.00	0.00	0.00
05/24/92	0.00	0.00	0.00	0.00	0.00	0.00
05/23/92	1.22	0.12	0.04	0.08	0.12	0.24
05/22/92	0.04	0.00	0.00	0.04	0.00	0.00
05/21/92	0.47	0.24	0.20	0.35	0.12	0.24
05/20/92	0.12	0.20	0.04	0.43	0.16	0.08
05/19/92	0.00	0.00	0.00	0.00	0.00	0.00
05/18/92	0.00	0.00	0.00	0.00	0.00	0.00
05/17/92	0.00	0.00	0.00	0.00	0.00	0.00
05/16/92	0.00	0.00	0.00	0.00	0.00	0.00
05/15/92	0.00	0.00	0.00	0.00	0.00	0.00
05/14/92	0.00	0.00	0.00	0.00	0.00	0.00
05/13/92	0.00	0.00	0.00	0.00	0.00	0.00
05/12/92	0.00	0.00	0.00	0.00	0.00	0.00
05/11/92	0.00	0.00	0.00	0.00	0.00	0.00
05/10/92	0.12	0.28	0.00	0.31	0.20	0.28
05/09/92	0.00	0.00	0.00	0.00	0.00	0.00
05/08/92	0.12	0.00	0.16	0.04	0.08	0.35
05/07/92	0.00	0.04	0.00	0.00	0.00	0.00
05/06/92	0.00	0.04	0.00	0.00	0.00	0.00
05/05/92	0.08	0.08	0.20	0.59	0.16	0.12
05/04/92	0.00	0.00	0.00	0.28	0.00	0.00
05/03/92	1.34	0.00	0.00	0.20	0.08	0.16
05/02/92	0.00	0.00	0.00	0.00	0.00	0.00
05/01/92	0.00	0.00	0.00	0.00	0.00	0.00
TOTALS:	3.50	0.98	0.63	2.32	0.91	1.50

Group Name
GQC3: E. Valley Structures

DeviceID	6670	6685	6700	6715	6730	6745
StatType	dif	dif	dif	dif	dif	dif
DataType	precip	precip	precip	precip	precip	precip
Units	in	in	in	in	in	in
1 day at 24:00:00						
06/30/92	0.00	0.00	0.00	0.00	0.00	0.00
06/29/92	0.00	0.00	0.00	0.00	0.00	0.00
06/28/92	0.00	0.00	0.00	0.00	0.00	0.00
06/27/92	0.00	0.00	0.00	0.00	0.00	0.00
06/26/92	0.00	0.00	0.00	0.00	0.00	0.00
06/25/92	0.00	0.00	0.00	0.00	0.00	0.00
06/24/92	0.00	0.00	0.00	0.00	0.00	0.00
06/23/92	0.00	0.00	0.00	0.00	0.00	0.00
06/22/92	0.00	0.00	0.00	0.00	0.00	0.00
06/21/92	0.00	0.00	0.00	0.00	0.00	0.00
06/20/92	0.00	0.00	0.00	0.00	0.00	0.00
06/19/92	0.00	0.00	0.00	0.00	0.00	0.00
06/18/92	0.00	0.00	0.00	0.00	0.00	0.00
06/17/92	0.00	0.00	0.00	0.00	0.00	0.00
06/16/92	0.00	0.00	0.00	0.00	0.00	0.00
06/15/92	0.00	0.00	0.00	0.00	0.00	0.00
06/14/92	0.00	0.00	0.00	0.00	0.00	0.00
06/13/92	0.00	0.00	0.00	0.00	0.00	0.00
06/12/92	0.00	0.00	0.00	0.00	0.00	0.00
06/11/92	0.00	0.00	0.00	0.00	0.00	0.00
06/10/92	0.00	0.00	0.00	0.00	0.00	0.00
06/09/92	0.00	0.00	0.00	0.00	0.00	0.00
06/08/92	0.00	0.00	0.00	0.00	0.00	0.00
06/07/92	0.00	0.00	0.00	0.16	0.00	0.04
06/06/92	0.00	0.00	0.00	0.00	0.00	0.00
06/05/92	0.00	0.00	0.00	0.00	0.00	0.00
06/04/92	0.00	0.00	0.00	0.00	0.00	0.00
06/03/92	0.08	0.08	0.04	0.00	0.00	0.00
06/02/92	0.00	0.00	0.00	0.00	0.00	0.00
06/01/92	0.00	0.00	0.00	0.00	0.00	0.00
TOTALS:	0.08	0.08	0.04	0.16	0.00	0.04

Group Name
GQC3: E. Valley Structures

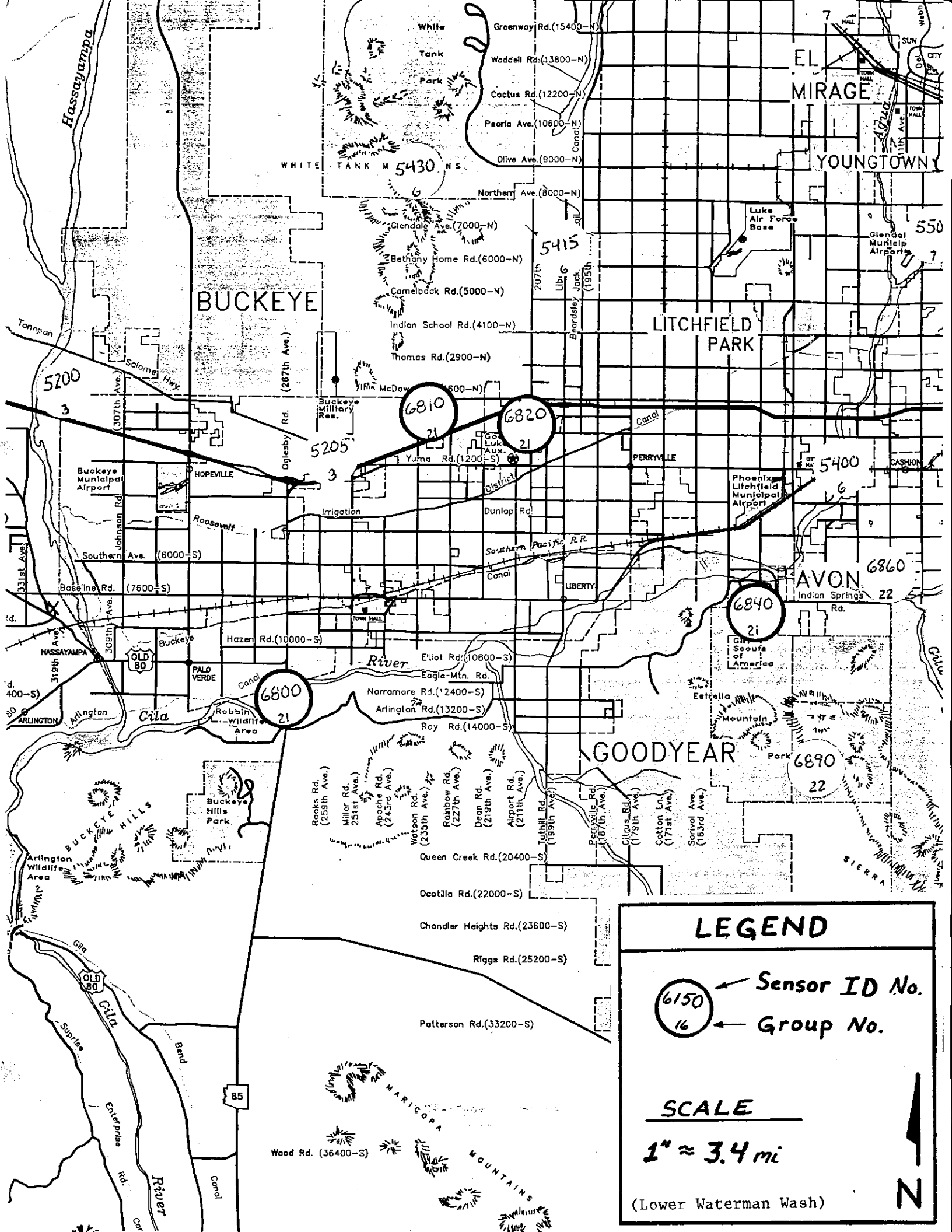
DeviceID	6670	6685	6700	6715	6730	6745
StatType	dif	dif	dif	dif	dif	dif
DataType	precip	precip	precip	precip	precip	precip
Units	in	in	in	in	in	in
1 day at 24:00:00						
07/31/92	0.00	0.00	0.00	0.00	0.00	0.00
07/30/92	0.00	0.00	0.00	0.00	0.00	0.00
07/29/92	0.00	0.75	0.87	0.24	0.35	0.00
07/28/92	0.00	0.04	0.00	0.00	0.00	0.00
07/27/92	0.00	0.00	0.00	0.00	0.00	0.00
07/26/92	0.00	0.00	0.00	0.00	0.00	0.00
07/25/92	0.00	0.00	0.00	0.00	0.00	0.00
07/24/92	0.87	1.50	1.30	0.83	0.67	1.10
07/23/92	0.00	0.00	0.04	0.00	0.08	0.00
07/22/92	0.00	0.00	0.00	0.00	0.00	0.00
07/21/92	0.00	0.00	0.00	0.00	0.00	0.00
07/20/92	0.00	0.00	0.00	0.00	0.00	0.00
07/19/92	0.00	0.00	0.00	0.00	0.00	0.00
07/18/92	0.00	0.00	0.00	0.00	0.00	0.00
07/17/92	0.00	0.00	0.00	0.00	0.00	0.00
07/16/92	0.00	0.00	0.00	0.00	0.00	0.00
07/15/92	0.00	0.00	0.00	0.00	0.00	0.00
07/14/92	0.00	0.00	0.00	0.00	0.00	0.00
07/13/92	0.00	0.00	0.00	0.00	0.00	0.00
07/12/92	0.00	0.00	0.00	0.00	0.00	0.00
07/11/92	0.04	0.04	0.04	0.24	0.12	0.08
07/10/92	0.20	0.20	0.00	0.00	0.35	0.00
07/09/92	0.12	0.08	0.00	0.00	0.00	0.00
07/08/92	0.00	0.00	0.00	0.00	0.00	0.00
07/07/92	0.00	0.00	0.00	0.00	0.00	0.00
07/06/92	0.00	0.00	0.00	0.00	0.00	0.00
07/05/92	0.00	0.00	0.00	0.00	0.00	0.00
07/04/92	0.00	0.00	0.00	0.00	0.00	0.00
07/03/92	0.00	0.00	0.00	0.00	0.00	0.00
07/02/92	0.00	0.00	0.00	0.00	0.00	0.00
07/01/92	0.00	0.00	0.00	0.00	0.00	0.00
TOTALS:	1.22	2.60	2.24	1.30	1.57	1.18

Group Name
GQC3: E. Valley Structures



DeviceID	6670	6685	6700	6715	6730	6745
StatType	dif	dif	dif	dif	dif	dif
DataType	precip	precip	precip	precip	precip	precip
Units	in	in	in	in	in	in
1 day at 24:00:00						
08/31/92	0.00	0.00	_____	0.00	0.00	0.00
08/30/92	0.00	0.00	_____	0.00	0.00	0.00
08/29/92	0.00	0.00	_____	0.00	0.00	0.00
08/28/92	0.00	0.00	_____	0.00	0.00	0.00
08/27/92	0.00	0.00	_____	0.00	0.00	0.00
08/26/92	0.00	0.00	_____	0.00	0.00	0.00
08/25/92	0.00	0.00	_____	0.00	0.00	0.00
08/24/92	0.00	0.00	_____	0.04	0.04	0.00
08/23/92	0.47	0.31	_____	0.87	0.94	0.79
08/22/92	1.38	1.26	_____	1.50	2.80	1.42
08/21/92	0.47	0.00	_____	0.04	0.00	0.00
08/20/92	0.00	0.00	_____	0.00	0.00	0.00
08/19/92	0.00	0.00	_____	0.00	0.00	0.00
08/18/92	0.00	0.00	_____	0.00	0.00	0.00
08/17/92	0.00	0.00	_____	0.00	0.00	0.00
08/16/92	0.00	0.00	_____	0.00	0.00	0.00
08/15/92	0.00	0.00	_____	0.00	0.00	0.00
08/14/92	0.00	0.00	_____	0.00	0.00	0.00
08/13/92	0.00	0.00	_____	0.00	0.00	0.00
08/12/92	0.04	0.00	_____	0.00	0.12	0.04
08/11/92	0.00	0.20	_____	0.00	0.00	0.00
08/10/92	0.00	0.00	_____	0.00	0.00	0.00
08/09/92	0.08	0.00	_____	0.00	0.00	0.00
08/08/92	0.00	0.00	_____	0.00	0.00	0.00
08/07/92	0.00	0.00	_____	0.08	0.00	0.00
08/06/92	0.47	0.98	_____	0.31	0.16	0.75
08/05/92	0.12	0.04	_____	0.08	0.00	0.04
08/04/92	0.28	0.08	_____	0.00	0.00	0.04
08/03/92	0.00	0.04	_____	0.04	0.04	0.20
08/02/92	0.00	0.00	_____	0.00	0.00	0.00
08/01/92	0.00	0.12	0.00	0.00	0.20	0.16
TOTALS:	3.31	3.03	0.00	2.95	4.29	3.43

Group Name
GQC3: E. Valley Structures

DeviceID	6670	6685	6700	6715	6730	6745
StatType	dif	dif	dif	dif	dif	dif
DataType	precip	precip	precip	precip	precip	precip
Units	in	in	in	in	in	in
1 day at 24:00:00						
09/30/92	0.00	0.00	0.00	0.00	0.00	0.00
09/29/92	0.00	0.00	0.00	0.00	0.00	0.00
09/28/92	0.00	0.00	0.00	0.00	0.00	0.00
09/27/92	0.00	0.00	0.00	0.00	0.00	0.00
09/26/92	0.00	0.00	0.00	0.00	0.00	0.00
09/25/92	0.00	0.00	0.00	0.00	0.00	0.00
09/24/92	0.00	0.00	0.00	0.00	0.00	0.00
09/23/92	0.00	0.00	0.00	0.00	0.00	0.00
09/22/92	0.00	0.00	0.00	0.00	0.00	0.00
09/21/92	0.00	0.00	0.00	0.00	0.00	0.00
09/20/92	0.24	0.24	0.35	0.00	0.43	0.20
09/19/92	0.00	0.00	0.00	0.04	0.00	0.00
09/18/92	0.00	0.00	0.00	0.00	0.00	0.00
09/17/92	0.00	0.00	0.00	0.00	0.00	0.00
09/16/92	0.00	0.00	0.00	0.00	0.00	0.00
09/15/92	0.00	0.00	0.00	0.00	0.00	0.00
09/14/92	0.00	0.00	0.00	0.00	0.00	0.00
09/13/92	0.00	0.00	0.00	0.00	0.00	0.00
09/12/92	0.00	0.00	0.00	0.00	0.00	0.00
09/11/92	0.00	0.00	0.00	0.00	0.00	0.00
09/10/92	0.00	0.00	0.00	0.00	0.00	0.00
09/09/92	0.00	0.00	_____	0.00	0.00	0.00
09/08/92	0.00	0.00	_____	0.00	0.00	0.00
09/07/92	0.00	0.00	_____	0.00	0.00	0.00
09/06/92	0.00	0.00	_____	0.00	0.00	0.00
09/05/92	0.00	0.00	_____	0.00	0.00	0.00
09/04/92	0.00	0.00	_____	0.00	0.00	0.00
09/03/92	0.00	0.00	_____	0.00	0.00	0.00
09/02/92	0.00	0.00	_____	0.00	0.00	0.00
09/01/92	0.00	0.00	_____	0.00	0.00	0.00
TOTALS:	0.24	0.24	0.35	0.04	0.43	0.20



LEGEND

 ← Sensor ID No.
 ← Group No.

SCALE

1" ≈ 3.4 mi

(Lower Waterman Wash)

N

Group Name
Lower Waterman Wash

DeviceID	6800	6810	6820	6840
StatType	dif	dif	dif	dif
DataType	precip	precip	precip	precip
Units	in	in	in	in
1 day at 24:00:00				
10/31/91	0.00	_____	0.00	0.00
10/30/91	0.00	_____	0.00	0.00
10/29/91	0.00	_____	0.00	0.00
10/28/91	0.00	_____	0.00	0.00
10/27/91	0.31	_____	0.24	0.98
10/26/91	0.00	_____	0.00	0.00
10/25/91	0.00	_____	0.00	0.00
10/24/91	0.00	_____	0.00	0.00
10/23/91	0.00	_____	0.00	0.00
10/22/91	0.00	_____	0.00	0.00
10/21/91	0.00	_____	0.04	0.00
10/20/91	0.00	_____	0.00	0.00
10/19/91	0.00	_____	0.00	0.00
10/18/91	0.00	_____	0.00	0.00
10/17/91	0.00	_____	0.00	0.00
10/16/91	0.00	_____	0.00	0.00
10/15/91	0.00	_____	0.00	0.00
10/14/91	0.00	_____	0.00	0.00
10/13/91	0.00	_____	0.00	0.00
10/12/91	0.00	_____	0.00	0.00
10/11/91	0.00	_____	0.00	0.00
10/10/91	0.00	_____	0.00	0.00
10/09/91	0.00	_____	0.00	0.00
10/08/91	0.00	_____	0.00	0.00
10/07/91	0.00	_____	0.00	0.00
10/06/91	0.00	_____	0.00	0.00
10/05/91	0.00	_____	0.00	0.00
10/04/91	0.00	_____	0.00	0.00
10/03/91	0.00	_____	0.00	0.00
10/02/91	0.00	_____	0.00	0.00
10/01/91	0.00	_____	0.00	0.00
TOTALS:	0.31	_____	0.28	0.98

Group Name
Lower Waterman Wash

DeviceID	6800	6810	6820	6840
StatType	dif	dif	dif	dif
DataType	precip	precip	precip	precip
Units	in	in	in	in
1 day at 24:00:00				
11/30/91	0.16	_____	0.20	0.16
11/29/91	0.04	_____	0.00	0.08
11/28/91	0.00	_____	0.00	0.00
11/27/91	0.00	_____	0.00	0.00
11/26/91	0.00	_____	0.00	0.00
11/25/91	0.00	_____	0.00	0.00
11/24/91	0.00	_____	0.00	0.00
11/23/91	0.00	_____	0.00	0.00
11/22/91	0.00	_____	0.00	0.00
11/21/91	0.00	_____	0.00	0.00
11/20/91	0.00	_____	0.00	0.00
11/19/91	0.00	_____	0.00	0.00
11/18/91	0.00	_____	0.00	0.00
11/17/91	0.00	_____	0.00	0.00
11/16/91	0.00	_____	0.00	0.00
11/15/91	0.00	_____	0.00	0.00
11/14/91	0.28	_____	0.20	0.12
11/13/91	0.00	_____	0.00	0.00
11/12/91	0.00	_____	0.00	0.00
11/11/91	0.00	_____	0.00	0.00
11/10/91	0.24	_____	0.12	0.16
11/09/91	0.00	_____	0.00	0.00
11/08/91	0.00	_____	0.00	0.00
11/07/91	0.00	_____	0.00	0.00
11/06/91	0.00	_____	0.00	0.00
11/05/91	0.00	_____	0.00	0.00
11/04/91	0.00	_____	0.00	0.00
11/03/91	0.00	_____	0.00	0.00
11/02/91	0.00	_____	0.00	0.00
11/01/91	0.00	_____	0.00	0.00
TOTALS:	0.71	_____	0.51	0.51

Group Name
Lower Waterman Wash

DeviceID	6800	6810	6820	6840
StatType	dif	dif	dif	dif
DataType	precip	precip	precip	precip
Units	in	in	in	in
1 day at 24:00:00				
12/31/91	0.00		0.00	0.00
12/30/91	0.04		0.04	0.16
12/29/91	0.00		0.00	0.00
12/28/91	0.12		0.00	0.00
12/27/91	0.00		0.00	0.00
12/26/91	0.00		0.00	0.00
12/25/91	0.00		0.00	0.00
12/24/91	0.00		0.00	0.00
12/23/91	0.00		0.00	0.00
12/22/91	0.00		0.00	0.00
12/21/91	0.00		0.00	0.00
12/20/91	0.00		0.00	0.00
12/19/91	0.91		1.06	0.79
12/18/91	0.24		0.24	0.35
12/17/91	0.00		0.00	0.00
12/16/91	0.00		0.00	0.00
12/15/91	0.00		0.00	0.00
12/14/91	0.00		0.00	0.00
12/13/91	0.00		0.00	0.00
12/12/91	0.00		0.00	0.00
12/11/91	0.00		0.04	0.04
12/10/91	0.20		0.20	0.24
12/09/91	0.00		0.00	0.00
12/08/91	0.00		0.00	0.00
12/07/91	0.00		0.00	0.00
12/06/91	0.00		0.00	0.00
12/05/91	0.00		0.00	0.00
12/04/91	0.00		0.00	0.00
12/03/91	0.00		0.00	0.00
12/02/91	0.00		0.00	0.00
12/01/91	0.00		0.00	0.00
TOTALS:	1.50		1.57	1.57

Group Name
Lower Waterman Wash

DeviceID	6800	6810	6820	6840
StatType	dif	dif	dif	dif
DataType	precip	precip	precip	precip
Units	in	in	in	in
1 day at 24:00:00				
01/31/92	0.00		0.00	0.00
01/30/92	0.00		0.00	0.00
01/29/92	0.00		0.00	0.00
01/28/92	0.00		0.00	0.00
01/27/92	0.00		0.00	0.00
01/26/92	0.00		0.00	0.00
01/25/92	0.00		0.00	0.00
01/24/92			0.00	0.04
01/23/92				0.00
01/22/92				0.00
01/21/92				0.00
01/20/92				0.00
01/19/92				0.00
01/18/92				0.00
01/17/92				0.00
01/16/92				0.00
01/15/92				0.00
01/14/92				0.00
01/13/92			0.00	0.00
01/12/92	0.00		0.00	0.00
01/11/92	0.67		0.35	0.67
01/10/92	0.00		0.00	0.00
01/09/92	0.00		0.00	0.00
01/08/92	0.00		0.00	0.00
01/07/92	0.00		0.00	0.00
01/06/92	0.35		0.24	0.67
01/05/92	0.04		0.04	0.04
01/04/92	0.04		0.04	0.04
01/03/92	0.28		0.43	0.24
01/02/92	0.00		0.00	0.00
01/01/92	0.00		0.00	0.00
TOTALS:	1.38		1.10	1.69

Group Name
Lower Waterman Wash

DeviceID	6800	6810	6820	6840
StatType	dif	dif	dif	dif
DataType	precip	precip	precip	precip
Units	in	in	in	in
1 day at	24:00:00			
02/29/92	0.00	_____	0.00	0.00
02/28/92	0.00	_____	0.00	0.00
02/27/92	0.00	_____	0.00	0.00
02/26/92	0.00	_____	0.00	0.00
02/25/92	0.00	_____	0.00	0.00
02/24/92	0.00	_____	0.00	0.00
02/23/92	0.00	_____	0.00	0.00
02/22/92	0.00	_____	0.00	0.00
02/21/92	0.00	_____	0.00	0.00
02/20/92	0.00	_____	0.00	0.00
02/19/92	0.00	_____	0.00	0.00
02/18/92	0.00	_____	0.00	0.00
02/17/92	0.00	_____	0.00	0.00
02/16/92	0.00	_____	0.00	0.00
02/15/92	0.04	_____	0.12	0.08
02/14/92	0.00	_____	0.00	0.00
02/13/92	0.08	_____	0.12	0.24
02/12/92	0.00	_____	0.00	0.00
02/11/92	0.00	_____	0.00	0.00
02/10/92	0.04	_____	0.16	0.31
02/09/92	0.04	_____	0.00	0.00
02/08/92	0.00	_____	0.08	0.00
02/07/92	1.06	_____	0.94	0.83
02/06/92	0.20	_____	0.08	0.04
02/05/92	0.00	_____	0.00	0.00
02/04/92	0.00	_____	0.00	0.00
02/03/92	0.00	_____	0.00	0.00
02/02/92	0.00	_____	0.00	0.00
02/01/92	0.00	_____	0.00	0.00
TOTALS:	1.46	_____	1.50	1.50

Group Name
Lower Waterman Wash

DeviceID	6800	6810	6820	6840
StatType	dif	dif	dif	dif
DataType	precip	precip	precip	precip
Units	in	in	in	in
1 day at	24:00:00			
03/31/92	0.00	_____	0.04	0.00
03/30/92	0.35	_____	0.00	0.12
03/29/92	0.00	_____	0.00	0.00
03/28/92	0.00	_____	0.04	0.04
03/27/92	0.39	_____	0.35	0.31
03/26/92	0.00	_____	0.00	0.00
03/25/92	0.00	_____	0.00	0.00
03/24/92	0.00	_____	0.00	0.00
03/23/92	0.00	_____	0.00	0.00
03/22/92	0.00	_____	0.00	0.00
03/21/92	0.16	_____	0.28	0.00
03/20/92	0.00	_____	0.00	0.00
03/19/92	0.00	_____	0.00	0.00
03/18/92	0.00	_____	0.00	0.00
03/17/92	0.00	_____	0.00	0.00
03/16/92	0.00	_____	0.00	0.00
03/15/92	0.00	_____	0.00	0.00
03/14/92	0.00	_____	0.00	0.00
03/13/92	0.00	_____	0.00	0.00
03/12/92	0.00	_____	0.00	0.00
03/11/92	0.00	_____	0.00	0.00
03/10/92	0.00	_____	0.00	0.00
03/09/92	0.08	_____	0.43	0.20
03/08/92	0.24	_____	0.43	0.28
03/07/92	0.12	_____	0.28	0.04
03/06/92	0.00	_____	0.00	0.00
03/05/92	0.00	_____	0.00	0.00
03/04/92	0.00	_____	0.00	0.00
03/03/92	0.20	_____	0.16	0.24
03/02/92	0.35	_____	0.35	0.43
03/01/92	0.00	_____	0.00	0.00
TOTALS:	1.89	_____	2.36	1.65

Group Name
Lower Waterman Wash

DeviceID	6800	6810	6820	6840
StatType	dif	dif	dif	dif
DataType	precip	precip	precip	precip
Units	in	in	in	in
1 day at 24:00:00				
04/30/92	0.00	_____	0.00	0.00
04/29/92	0.00	_____	0.00	0.00
04/28/92	0.00	_____	0.00	0.00
04/27/92	0.00	_____	0.00	0.00
04/26/92	0.00	_____	0.00	0.00
04/25/92	0.00	_____	0.00	0.00
04/24/92	0.00	_____	0.00	0.00
04/23/92	0.00	_____	0.00	0.00
04/22/92	0.00	_____	0.00	0.00
04/21/92	0.00	_____	0.00	0.00
04/20/92	0.00	_____	0.00	0.00
04/19/92	0.00	_____	0.00	0.00
04/18/92	0.00	_____	0.00	0.00
04/17/92	0.00	_____	0.00	0.00
04/16/92	0.00	_____	0.00	0.00
04/15/92	0.00	_____	0.00	0.00
04/14/92	0.00	_____	0.00	0.00
04/13/92	0.00	_____	0.00	0.00
04/12/92	0.00	_____	0.00	0.00
04/11/92	0.00	_____	0.00	0.00
04/10/92	0.00	_____	0.00	0.00
04/09/92	0.00	_____	0.00	0.00
04/08/92	0.00	_____	0.00	0.00
04/07/92	0.00	_____	0.00	0.00
04/06/92	0.00	_____	0.00	0.00
04/05/92	0.00	_____	0.00	0.00
04/04/92	0.00	_____	0.00	0.00
04/03/92	0.00	_____	0.00	0.00
04/02/92	0.08	_____	0.16	0.08
04/01/92	0.39	_____	0.39	0.24
TOTALS:	0.47	_____	0.55	0.31

Group Name
Lower Waterman Wash

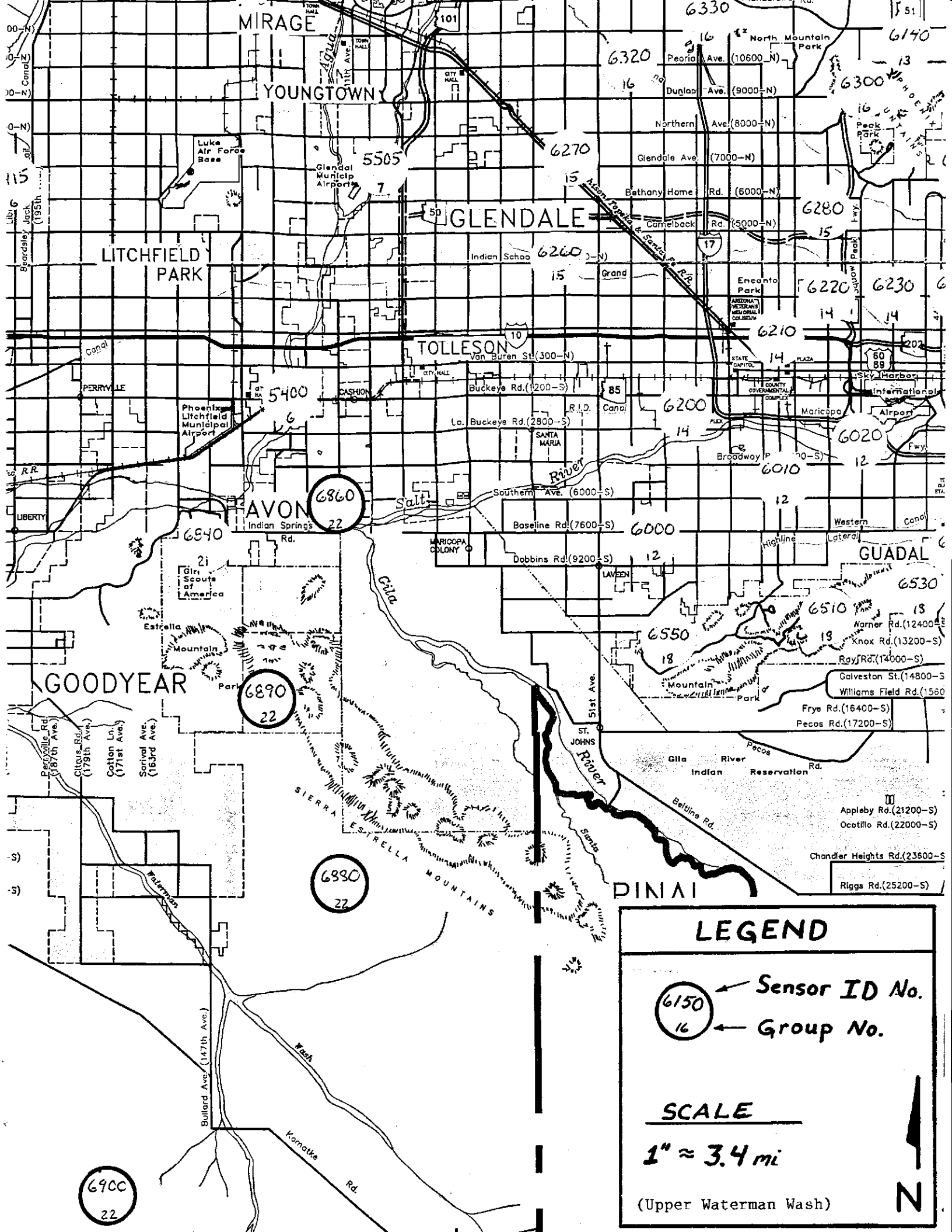
DeviceID	6800	6810	6820	6840
StatType	dif	dif	dif	dif
DataType	precip	precip	precip	precip
Units	in	in	in	in
1 day at 24:00:00				
05/31/92	0.00	_____	0.00	0.00
05/30/92	0.00	_____	0.00	0.00
05/29/92	0.00	_____	0.00	0.00
05/28/92	0.00	_____	0.00	0.00
05/27/92	0.00	_____	0.00	0.00
05/26/92	0.00	_____	0.00	0.00
05/25/92	0.00	_____	0.00	0.00
05/24/92	0.00	_____	0.00	0.00
05/23/92	0.00	_____	0.04	0.00
05/22/92	0.00	_____	0.00	0.04
05/21/92	0.08	_____	0.12	0.04
05/20/92	0.00	_____	_____	0.00
05/19/92	0.00	_____	0.00	0.00
05/18/92	0.00	_____	0.00	0.00
05/17/92	0.00	_____	0.00	0.00
05/16/92	0.00	_____	0.00	0.00
05/15/92	0.00	_____	0.00	0.00
05/14/92	0.00	_____	0.00	0.00
05/13/92	0.00	_____	0.00	0.00
05/12/92	0.00	_____	0.00	0.00
05/11/92	0.00	_____	0.00	0.00
05/10/92	0.00	_____	0.00	0.00
05/09/92	0.00	_____	0.00	0.00
05/08/92	0.00	_____	0.00	0.00
05/07/92	0.00	_____	0.00	0.00
05/06/92	0.00	_____	0.00	0.04
05/05/92	0.00	_____	0.08	0.12
05/04/92	0.08	_____	0.31	0.00
05/03/92	0.00	_____	0.00	0.00
05/02/92	0.00	_____	0.00	0.00
05/01/92	0.00	_____	0.00	0.00
TOTALS:	0.16	_____	0.55	0.24

Group Name				
Lower Waterman Wash				
DeviceID	6800	6810	6820	6840
StatType	dif	dif	dif	dif
DataType	precip	precip	precip	precip
Units	in	in	in	in
1 day at	24:00:00			
06/30/92	0.00	_____	0.00	0.00
06/29/92	0.00	_____	0.00	0.00
06/28/92	0.00	_____	0.00	0.00
06/27/92	0.00	_____	0.00	0.00
06/26/92	0.00	_____	0.00	0.00
06/25/92	0.00	_____	0.00	0.00
06/24/92	0.00	_____	0.00	0.00
06/23/92	0.00	_____	0.00	0.00
06/22/92	0.00	_____	0.00	0.00
06/21/92	0.00	_____	0.00	0.00
06/20/92	0.00	_____	0.00	0.00
06/19/92	0.00	_____	0.00	0.00
06/18/92	0.00	_____	0.00	0.00
06/17/92	0.00	_____	0.00	0.00
06/16/92	0.00	_____	0.00	0.00
06/15/92	0.00	_____	0.00	0.00
06/14/92	0.00	_____	0.00	0.00
06/13/92	0.00	_____	0.00	0.00
06/12/92	0.00	_____	0.00	0.00
06/11/92	0.00	_____	0.00	0.00
06/10/92	0.00	_____	0.00	0.00
06/09/92	0.00	_____	0.00	0.00
06/08/92	0.00	_____	0.00	0.00
06/07/92	0.04	_____	0.00	0.00
06/06/92	0.00	_____	0.00	0.00
06/05/92	0.00	_____	0.00	0.00
06/04/92	0.00	_____	0.00	0.00
06/03/92	0.00	_____	0.00	0.00
06/02/92	0.00	_____	0.00	0.00
06/01/92	0.00	_____	0.00	0.00
TOTALS:	0.04	_____	0.00	0.00

Group Name				
Lower Waterman Wash				
DeviceID	6800	6810	6820	6840
StatType	dif	dif	dif	dif
DataType	precip	precip	precip	precip
Units	in	in	in	in
1 day at	24:00:00			
07/31/92	0.00	_____	0.00	0.00
07/30/92	0.00	_____	0.00	0.00
07/29/92	0.04	_____	0.00	0.00
07/28/92	0.00	_____	0.00	0.00
07/27/92	0.00	_____	0.00	0.00
07/26/92	0.00	_____	0.00	0.00
07/25/92	0.00	_____	0.00	0.00
07/24/92	0.04	_____	0.04	0.04
07/23/92	0.04	_____	0.00	0.00
07/22/92	0.00	_____	0.00	0.00
07/21/92	0.00	_____	0.00	0.00
07/20/92	0.00	_____	0.00	0.00
07/19/92	0.00	_____	0.00	0.00
07/18/92	0.00	_____	0.00	0.00
07/17/92	0.00	_____	0.00	0.00
07/16/92	0.00	_____	0.00	0.00
07/15/92	0.00	_____	0.00	0.00
07/14/92	0.00	_____	0.00	0.00
07/13/92	0.00	_____	0.00	0.00
07/12/92	0.00	_____	0.00	0.00
07/11/92	0.39	_____	0.39	0.08
07/10/92	0.08	_____	0.00	0.00
07/09/92	0.00	_____	0.00	0.00
07/08/92	0.00	_____	0.00	0.00
07/07/92	0.04	_____	0.00	0.00
07/06/92	0.00	_____	0.00	0.00
07/05/92	0.00	_____	0.00	0.00
07/04/92	0.00	_____	0.00	0.00
07/03/92	0.00	_____	0.00	0.00
07/02/92	0.00	_____	0.00	0.00
07/01/92	0.00	_____	0.00	0.00
TOTALS:	0.63	_____	0.43	0.12

		Group Name			
		Lower Waterman Wash			
DeviceID	6800	6810	6820	6840	
StatType	dif	dif	dif	dif	
DataType	precip	precip	precip	precip	
Units	in	in	in	in	
1 day at 24:00:00					
08/31/92	0.00		0.00	0.00	
08/30/92	0.00		0.00	0.00	
08/29/92	0.00		0.00	0.00	
08/28/92	0.00		0.00	0.00	
08/27/92	0.00		0.00	0.00	
08/26/92	0.00		0.00	0.00	
08/25/92	0.00		0.00	0.00	
08/24/92	0.00		0.00	0.00	
08/23/92	0.04		0.16	0.04	
08/22/92	0.55		0.12	0.12	
08/21/92	0.00		0.00	0.00	
08/20/92	0.00		0.00	0.00	
08/19/92	0.00		0.00	0.00	
08/18/92	0.00		0.00	0.00	
08/17/92	0.00		0.00	0.00	
08/16/92	0.00		0.00	0.00	
08/15/92	0.00		0.00	0.00	
08/14/92	0.00		0.00	0.00	
08/13/92	0.00		0.00	0.00	
08/12/92	0.00		0.00	0.00	
08/11/92	0.00		0.28	0.00	
08/10/92	0.00		0.00	0.00	
08/09/92	0.00		0.00	0.00	
08/08/92	0.00		0.00	0.00	
08/07/92	0.00		0.00	0.04	
08/06/92	0.00		0.00	0.00	
08/05/92	0.04		0.12	0.00	
08/04/92	0.00		0.04	0.00	
08/03/92	0.00		0.00	0.00	
08/02/92	0.00		0.00	0.00	
08/01/92	0.08		0.08	0.00	
TOTALS:	0.71		0.79	0.20	

		Group Name			
		Lower Waterman Wash			
DeviceID	6800	6810	6820	6840	
StatType	dif	dif	dif	dif	
DataType	precip	precip	precip	precip	
Units	in	in	in	in	
1 day at 24:00:00					
09/30/92	0.00		0.00	0.00	
09/29/92	0.00		0.00	0.00	
09/28/92	0.00		0.00	0.00	
09/27/92	0.00		0.00	0.00	
09/26/92	0.00		0.00	0.00	
09/25/92	0.00		0.00	0.00	
09/24/92	0.00		0.00	0.00	
09/23/92	0.00		0.00	0.00	
09/22/92	0.00		0.00	0.00	
09/21/92	0.00		0.00	0.00	
09/20/92	0.00		0.00	0.00	
09/19/92	0.00		0.00	0.00	
09/18/92	0.00		0.00	0.00	
09/17/92	0.00		0.00	0.00	
09/16/92	0.00		0.00	0.00	
09/15/92	0.00		0.00	0.00	
09/14/92	0.00		0.00	0.00	
09/13/92	0.00		0.00	0.00	
09/12/92	0.00		0.00	0.00	
09/11/92	0.00		0.00	0.00	
09/10/92	0.00		0.00	0.00	
09/09/92	0.00		0.00	0.00	
09/08/92	0.00		0.00	0.00	
09/07/92	0.00		0.00	0.00	
09/06/92	0.00		0.00	0.00	
09/05/92	0.00		0.00	0.00	
09/04/92	0.00		0.00	0.00	
09/03/92	0.00		0.00	0.00	
09/02/92	0.00		0.00	0.00	
09/01/92	0.00		0.00	0.00	
TOTALS:	0.00		0.00	0.00	



LEGEND

- 6150 ← Sensor ID No.
- 16 ← Group No.

SCALE

1" ≈ 3.4 mi

(Upper Waterman Wash)



6900
22

6890
22

6890
22

6860
22

Group Name
Upper Waterman Wash

DeviceID	6860	6880	6890	6900
StatType	dif	dif	dif	dif
DataType	precip	precip	precip	precip
Units	in	in	in	in
1 day at 24:00:00				
10/31/91	0.00	0.00	_____	0.00
10/30/91	0.00	0.00	_____	0.00
10/29/91	0.00	0.00	_____	0.00
10/28/91	0.00	0.00	_____	0.00
10/27/91	0.79	1.14	_____	0.47
10/26/91	0.00	0.00	_____	0.00
10/25/91	0.00	0.00	_____	0.00
10/24/91	0.00	0.00	_____	0.00
10/23/91	0.00	0.00	_____	0.00
10/22/91	0.00	0.12	_____	0.00
10/21/91	0.00	0.00	_____	0.00
10/20/91	0.00	0.00	_____	0.00
10/19/91	0.00	0.00	_____	0.00
10/18/91	0.00	0.00	_____	0.00
10/17/91	0.00	0.00	_____	0.00
10/16/91	0.00	0.00	_____	0.00
10/15/91	0.00	0.00	_____	0.00
10/14/91	0.00	0.00	_____	0.00
10/13/91	0.00	0.00	_____	0.00
10/12/91	0.00	0.00	_____	0.00
10/11/91	0.00	0.00	_____	0.00
10/10/91	0.00	0.00	_____	0.00
10/09/91	0.00	0.00	_____	0.00
10/08/91	0.00	0.00	_____	0.00
10/07/91	0.00	0.00	_____	0.00
10/06/91	0.00	0.00	_____	0.00
10/05/91	0.00	0.00	_____	0.00
10/04/91	0.00	0.00	_____	0.00
10/03/91	0.00	0.00	_____	0.00
10/02/91	0.00	0.00	_____	0.00
10/01/91	0.00	0.00	_____	0.00
TOTALS:	0.79	1.26	_____	0.47

Group Name
Upper Waterman Wash

DeviceID	6860	6880	6890	6900
StatType	dif	dif	dif	dif
DataType	precip	precip	precip	precip
Units	in	in	in	in
1 day at 24:00:00				
11/30/91	0.12	0.31	_____	0.24
11/29/91	0.08	0.00	_____	0.12
11/28/91	0.00	0.00	_____	0.00
11/27/91	0.00	0.00	_____	0.00
11/26/91	0.00	0.00	_____	0.00
11/25/91	0.00	0.00	_____	0.00
11/24/91	0.00	0.00	_____	0.00
11/23/91	0.00	0.00	_____	0.00
11/22/91	0.00	0.00	_____	0.00
11/21/91	0.00	0.00	_____	0.00
11/20/91	0.00	0.00	_____	0.00
11/19/91	0.00	0.00	_____	0.00
11/18/91	0.00	0.00	_____	0.00
11/17/91	0.00	0.00	_____	0.00
11/16/91	0.00	0.00	_____	0.00
11/15/91	0.04	0.00	_____	0.00
11/14/91	0.00	0.04	_____	0.00
11/13/91	0.00	0.00	_____	0.00
11/12/91	0.00	0.00	_____	0.00
11/11/91	0.00	0.00	_____	0.00
11/10/91	0.20	0.12	_____	0.04
11/09/91	0.00	0.00	_____	0.00
11/08/91	0.00	0.00	_____	0.00
11/07/91	0.00	0.00	_____	0.00
11/06/91	0.00	0.00	_____	0.00
11/05/91	0.00	0.00	_____	0.00
11/04/91	0.00	0.00	_____	0.00
11/03/91	0.00	0.00	_____	0.00
11/02/91	0.00	0.00	_____	0.00
11/01/91	0.00	0.00	_____	0.00
TOTALS:	0.43	0.47	_____	0.39

		Group Name			
		Upper Waterman Wash			
DeviceID	6860	6880	6890	6900	
StatType	dif	dif	dif	dif	
DataType	precip	precip	precip	precip	
Units	in	in	in	in	
1 day at	24:00:00				
12/31/91	0.04	0.00		0.00	
12/30/91	0.12	0.04		0.00	
12/29/91	0.00	0.00		0.00	
12/28/91	0.00	0.00		0.00	
12/27/91	0.00	0.00		0.00	
12/26/91	0.00	0.00		0.00	
12/25/91	0.00	0.00		0.00	
12/24/91	0.00	0.00		0.00	
12/23/91	0.00	0.00		0.00	
12/22/91	0.00	0.00		0.00	
12/21/91	0.00	0.00		0.00	
12/20/91	0.00	0.08		0.04	
12/19/91	0.94	0.43		0.43	
12/18/91	0.28	0.47		0.16	
12/17/91	0.00	0.00		0.00	
12/16/91	0.00	0.00		0.00	
12/15/91	0.00	0.00		0.00	
12/14/91	0.00	0.00		0.00	
12/13/91	0.00	0.00		0.00	
12/12/91	0.00	0.00		0.00	
12/11/91	0.00	0.04		0.00	
12/10/91	0.12	0.00		0.12	
12/09/91	0.00	0.00		0.00	
12/08/91	0.00	0.00		0.00	
12/07/91	0.00	0.00		0.00	
12/06/91	0.00	0.00		0.00	
12/05/91	0.00	0.00		0.00	
12/04/91	0.00	0.00		0.00	
12/03/91	0.00	0.00		0.00	
12/02/91	0.00	0.00		0.00	
12/01/91	0.00	0.00		0.00	
TOTALS:	1.50	1.06		0.75	

		Group Name			
		Upper Waterman Wash			
DeviceID	6860	6880	6890	6900	
StatType	dif	dif	dif	dif	
DataType	precip	precip	precip	precip	
Units	in	in	in	in	
1 day at	24:00:00				
01/31/92	0.00	0.00		0.00	
01/30/92	0.00	0.00		0.00	
01/29/92	0.00	0.00		0.00	
01/28/92	0.00	0.00		0.00	
01/27/92	0.00	0.00		0.00	
01/26/92	0.00	0.00		0.00	
01/25/92	0.00	0.00		0.00	
01/24/92	0.00			0.00	
01/23/92	0.00			0.00	
01/22/92	0.00			0.00	
01/21/92	0.00			0.00	
01/20/92	0.04			0.00	
01/19/92	0.00			0.00	
01/18/92	0.00			0.00	
01/17/92	0.00			0.00	
01/16/92	0.00			0.00	
01/15/92	0.00			0.00	
01/14/92	0.00			0.00	
01/13/92	0.00			0.00	
01/12/92	0.16	0.47		0.28	
01/11/92	0.31	0.00		0.00	
01/10/92	0.00	0.00		0.00	
01/09/92	0.00	0.00		0.00	
01/08/92	0.00	0.00		0.00	
01/07/92	0.00	0.00		0.00	
01/06/92	0.63	0.16		0.24	
01/05/92	0.00	0.08		0.08	
01/04/92	0.04	0.16		0.04	
01/03/92	0.20	0.12		0.12	
01/02/92	0.00	0.00		0.00	
01/01/92	0.00	0.00		0.00	
TOTALS:	1.38	0.98		0.75	

Group Name
Upper Waterman Wash

DeviceID	6860	6880	6890	6900
StatType	dif	dif	dif	dif
DataType	precip	precip	precip	precip
Units	in	in	in	in
1 day at 24:00:00				
02/29/92	0.00	0.00	_____	0.00
02/28/92	0.00	0.00	_____	0.00
02/27/92	0.00	0.00	_____	0.00
02/26/92	0.00	0.00	_____	0.00
02/25/92	0.00	0.00	_____	0.00
02/24/92	0.00	0.00	_____	0.00
02/23/92	0.00	0.00	_____	0.00
02/22/92	0.00	0.00	_____	0.00
02/21/92	0.00	0.00	_____	0.00
02/20/92	0.00	0.00	_____	0.00
02/19/92	0.00	0.00	_____	0.00
02/18/92	0.00	0.00	_____	0.00
02/17/92	0.00	0.00	_____	0.00
02/16/92	0.00	0.00	_____	0.04
02/15/92	0.04	0.08	_____	0.12
02/14/92	0.00	0.00	_____	0.00
02/13/92	0.20	0.20	_____	0.20
02/12/92	0.00	0.00	_____	0.00
02/11/92	0.00	0.04	_____	0.00
02/10/92	0.39	0.16	_____	0.20
02/09/92	0.00	0.00	_____	0.00
02/08/92	0.04	0.00	_____	0.00
02/07/92	0.83	0.63	_____	0.39
02/06/92	0.04	0.00	_____	0.04
02/05/92	0.00	0.00	_____	0.00
02/04/92	0.00	0.00	_____	0.00
02/03/92	0.00	0.00	_____	0.00
02/02/92	0.00	0.00	_____	0.00
02/01/92	0.00	0.00	_____	0.00
TOTALS:	1.54	1.10	_____	0.98

Group Name
Upper Waterman Wash

DeviceID	6860	6880	6890	6900
StatType	dif	dif	dif	dif
DataType	precip	precip	precip	precip
Units	in	in	in	in
1 day at 24:00:00				
03/31/92	0.00	0.12	_____	0.04
03/30/92	0.24	0.43	_____	1.26
03/29/92	0.04	0.00	_____	0.00
03/28/92	0.00	0.20	_____	0.00
03/27/92	0.39	0.51	_____	0.63
03/26/92	0.00	0.00	_____	0.00
03/25/92	0.00	0.00	_____	0.00
03/24/92	0.00	0.00	_____	0.00
03/23/92	0.00	0.00	_____	0.00
03/22/92	0.00	0.00	_____	0.00
03/21/92	0.00	0.08	_____	0.00
03/20/92	0.00	0.00	_____	0.00
03/19/92	0.00	0.00	_____	0.00
03/18/92	0.00	0.00	_____	0.00
03/17/92	0.00	0.00	_____	0.00
03/16/92	0.00	0.00	_____	0.00
03/15/92	0.00	0.00	_____	0.00
03/14/92	0.00	0.00	_____	0.00
03/13/92	0.00	0.00	_____	0.00
03/12/92	0.00	0.00	_____	0.00
03/11/92	0.00	0.00	_____	0.00
03/10/92	0.00	0.00	_____	0.00
03/09/92	0.31	0.20	_____	0.00
03/08/92	0.31	0.24	_____	0.63
03/07/92	0.04	0.00	_____	0.08
03/06/92	0.00	0.00	_____	0.00
03/05/92	0.00	0.00	_____	0.00
03/04/92	0.00	0.00	_____	0.00
03/03/92	0.24	0.20	_____	0.28
03/02/92	0.28	0.16	_____	0.04
03/01/92	0.00	0.00	_____	0.00
TOTALS:	1.85	2.13	_____	2.95

Group Name
Upper Waterman Wash

DeviceID	6860	6880	6890	6900
StatType	dif	dif	dif	dif
DataType	precip	precip	precip	precip
Units	in	in	in	in
1 day at	24:00:00			
04/30/92	0.00	0.00	_____	0.00
04/29/92	0.00	0.00	_____	0.00
04/28/92	0.00	0.00	_____	0.00
04/27/92	0.00	0.00	_____	0.00
04/26/92	0.00	0.00	_____	0.00
04/25/92	0.00	0.00	_____	0.00
04/24/92	0.00	0.00	_____	0.00
04/23/92	0.00	0.00	_____	0.00
04/22/92	0.00	0.00	_____	0.00
04/21/92	0.00	0.00	_____	0.00
04/20/92	0.00	0.00	_____	0.00
04/19/92	0.00	0.00	_____	0.00
04/18/92	0.00	0.00	_____	0.00
04/17/92	0.00	0.00	_____	0.00
04/16/92	0.00	0.00	_____	0.00
04/15/92	0.00	0.00	_____	0.00
04/14/92	0.00	0.00	_____	0.00
04/13/92	0.00	0.00	_____	0.00
04/12/92	0.00	0.00	_____	0.00
04/11/92	0.00	0.00	_____	0.00
04/10/92	0.00	0.00	_____	0.00
04/09/92	0.00	0.00	_____	0.00
04/08/92	0.00	0.00	_____	0.00
04/07/92	0.00	0.00	_____	0.00
04/06/92	0.00	0.00	_____	0.00
04/05/92	0.00	0.00	_____	0.00
04/04/92	0.00	0.00	_____	0.00
04/03/92	0.00	0.00	_____	0.00
04/02/92	0.08	0.04	_____	0.04
04/01/92	0.31	0.63	_____	0.43
TOTALS:	0.39	0.67	_____ 43	0.47

Group Name
Upper Waterman Wash

DeviceID	6860	6880	6890	6900
StatType	dif	dif	dif	dif
DataType	precip	precip	precip	precip
Units	in	in	in	in
1 day at	24:00:00			
05/31/92	0.00	0.00	_____	0.00
05/30/92	0.00	0.00	_____	0.00
05/29/92	0.00	0.00	_____	0.00
05/28/92	0.00	0.00	_____	0.00
05/27/92	0.00	0.00	_____	0.00
05/26/92	0.00	0.00	_____	0.00
05/25/92	0.00	0.00	_____	0.00
05/24/92	0.00	0.00	_____	0.00
05/23/92	0.04	0.00	_____	0.12
05/22/92	0.00	0.00	_____	0.12
05/21/92	0.20	0.20	_____	0.63
05/20/92	0.12	0.00	_____	0.00
05/19/92	0.00	0.00	_____	0.00
05/18/92	0.00	0.00	_____	0.00
05/17/92	0.00	0.00	_____	0.00
05/16/92	0.00	0.00	_____	0.00
05/15/92	0.00	0.00	_____	0.00
05/14/92	0.00	0.00	_____	0.00
05/13/92	0.00	0.00	_____	0.00
05/12/92	0.00	0.00	_____	0.00
05/11/92	0.00	0.00	_____	0.00
05/10/92	0.00	0.00	_____	0.00
05/09/92	0.00	0.00	_____	0.00
05/08/92	0.00	0.00	_____	0.00
05/07/92	0.00	0.00	_____	0.00
05/06/92	0.00	0.00	_____	0.00
05/05/92	0.20	0.04	_____	0.24
05/04/92	0.00	0.00	_____	0.08
05/03/92	0.00	0.00	_____	0.00
05/02/92	0.00	0.00	_____	0.00
05/01/92	0.00	0.00	_____	0.00
TOTALS:	0.55	0.24	_____	1.18

Group Name
Upper Waterman Wash

DeviceID	6860	6880	6890	6900
StatType	dif	dif	dif	dif
DataType	precip	precip	precip	precip
Units	in	in	in	in
1 day at 24:00:00				
06/30/92	0.00	0.00	_____	0.00
06/29/92	0.00	0.00	_____	0.00
06/28/92	0.00	0.00	_____	0.00
06/27/92	0.00	0.00	_____	0.00
06/26/92	0.00	0.00	_____	0.00
06/25/92	0.00	0.00	_____	0.00
06/24/92	0.00	0.00	_____	0.00
06/23/92	0.00	0.00	_____	0.00
06/22/92	0.00	0.00	_____	0.00
06/21/92	0.00	0.00	_____	0.00
06/20/92	0.00	0.00	_____	0.00
06/19/92	0.00	0.00	_____	0.00
06/18/92	0.00	0.00	_____	0.00
06/17/92	0.00	0.00	_____	0.00
06/16/92	0.00	0.00	_____	0.00
06/15/92	0.00	0.00	_____	0.00
06/14/92	0.00	0.00	_____	0.00
06/13/92	0.00	0.00	_____	0.00
06/12/92	0.00	0.00	_____	0.00
06/11/92	0.00	0.00	_____	0.00
06/10/92	0.00	0.00	_____	0.00
06/09/92	0.00	0.00	_____	0.00
06/08/92	0.00	0.00	_____	0.00
06/07/92	0.16	0.67	_____	0.16
06/06/92	0.00	0.00	_____	0.00
06/05/92	0.00	0.00	_____	0.00
06/04/92	0.00	0.00	_____	0.00
06/03/92	0.00	0.00	_____	0.00
06/02/92	0.00	0.00	_____	0.00
06/01/92	0.00	0.00	_____	0.00
TOTALS:	0.16	0.67	_____	0.16

Group Name
Upper Waterman Wash

DeviceID	6860	6880	6890	6900
StatType	dif	dif	dif	dif
DataType	precip	precip	precip	precip
Units	in	in	in	in
1 day at 24:00:00				
07/31/92	0.00	0.00	_____	0.00
07/30/92	0.16	0.00	_____	0.00
07/29/92	0.12	0.00	_____	0.00
07/28/92	0.00	0.00	_____	0.00
07/27/92	0.00	0.00	_____	0.00
07/26/92	0.00	0.00	_____	0.00
07/25/92	0.00	0.00	_____	0.00
07/24/92	1.93	0.00	_____	0.00
07/23/92	0.04	0.00	_____	0.00
07/22/92	0.00	0.00	_____	0.00
07/21/92	0.00	0.00	_____	0.00
07/20/92	0.00	0.00	_____	0.00
07/19/92	0.00	0.00	_____	0.00
07/18/92	0.00	0.00	_____	0.00
07/17/92	0.00	0.00	_____	0.00
07/16/92	0.00	0.00	_____	0.00
07/15/92	0.00	0.00	_____	0.00
07/14/92	0.00	0.00	_____	0.00
07/13/92	0.00	0.00	_____	0.00
07/12/92	0.00	0.00	_____	0.00
07/11/92	0.35	0.35	_____	0.63
07/10/92	0.24	1.38	_____	0.55
07/09/92	0.00	0.00	_____	0.00
07/08/92	0.00	0.00	_____	0.00
07/07/92	0.24	0.00	_____	0.00
07/06/92	0.00	0.00	_____	0.00
07/05/92	0.00	0.00	_____	0.00
07/04/92	0.00	0.00	_____	0.00
07/03/92	0.00	0.00	_____	0.00
07/02/92	0.00	0.00	_____	0.00
07/01/92	0.00	0.00	_____	0.00
TOTALS:	3.07	1.73	_____	1.18

Group Name				
Upper Waterman Wash				
DeviceID	6860	6880	6890	6900
StatType	dif	dif	dif	dif
DataType	precip	precip	precip	precip
Units	in	in	in	in
1 day at	24:00:00			
08/31/92	0.00	0.00		0.00
08/30/92	0.00	0.00		0.00
08/29/92	0.00	0.00		0.00
08/28/92	0.00	0.00		0.00
08/27/92	0.00	0.00		0.00
08/26/92	0.00	0.00		0.00
08/25/92	0.00	0.00		0.00
08/24/92	0.00	0.00		0.00
08/23/92	0.31	0.16		0.31
08/22/92	0.31	0.16		0.47
08/21/92	0.00	0.00		0.00
08/20/92	0.00	0.00		0.00
08/19/92	0.00	0.08		0.00
08/18/92	0.00	0.00		0.00
08/17/92	0.00	0.16		0.00
08/16/92	0.00	0.00		0.00
08/15/92	0.00	0.00		0.00
08/14/92	0.00	0.00		0.00
08/13/92	0.00	0.00		0.00
08/12/92	0.00	0.00		0.00
08/11/92	0.12	0.08		0.00
08/10/92	0.00	0.00		0.00
08/09/92	0.00	0.00		0.00
08/08/92	0.00	0.00		0.00
08/07/92	0.04	0.00		0.00
08/06/92	0.16	0.00		0.00
08/05/92	0.16	0.00		0.00
08/04/92	0.00	0.08		0.08
08/03/92	0.00	0.00		0.00
08/02/92	0.00	0.00		0.00
08/01/92	0.00	0.00		0.04
TOTALS:	1.10	0.71		0.91

Group Name				
Upper Waterman Wash				
DeviceID	6860	6880	6890	6900
StatType	dif	dif	dif	dif
DataType	precip	precip	precip	precip
Units	in	in	in	in
1 day at	24:00:00			
09/30/92	0.00	0.00		0.00
09/29/92	0.00	0.00		0.00
09/28/92	0.00	0.00		0.00
09/27/92	0.00	0.00		0.00
09/26/92	0.00	0.00		0.00
09/25/92	0.00	0.00		0.00
09/24/92	0.00	0.00		0.00
09/23/92	0.00	0.00		0.00
09/22/92	0.00	0.00		0.00
09/21/92	0.00	0.00		0.00
09/20/92	0.00	0.00		0.00
09/19/92	0.00	0.00		0.00
09/18/92	0.00	0.00		0.00
09/17/92	0.00	0.00		0.00
09/16/92	0.00	0.00		0.00
09/15/92	0.00	0.00		0.00
09/14/92	0.00	0.00		0.00
09/13/92	0.00	0.00		0.00
09/12/92	0.00	0.00		0.00
09/11/92	0.00	0.00		0.00
09/10/92	0.00	0.00		0.00
09/09/92	0.00	0.00		0.00
09/08/92	0.00	0.00		0.00
09/07/92	0.00	0.00		0.00
09/06/92	0.00	0.00		0.00
09/05/92	0.00	0.00		0.00
09/04/92	0.00	0.00		0.00
09/03/92	0.00	0.00		0.00
09/02/92	0.00	0.00		0.00
09/01/92	0.00	0.00		0.00
TOTALS:	0.00	0.00		0.00

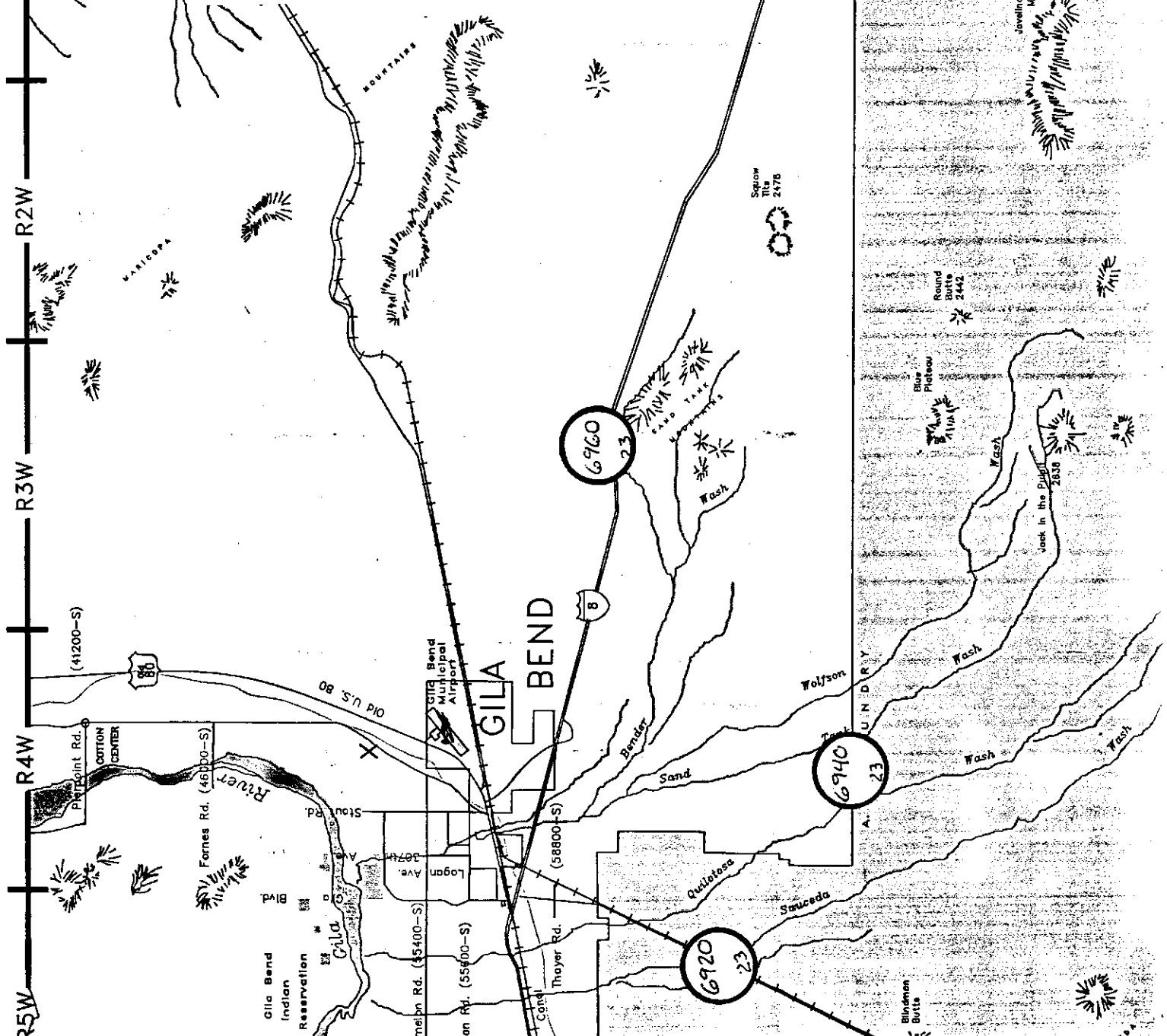
R5W R4W R3W R2W R1W R1E

LEGEND

← Sensor ID No.
 ← Group No.

SCALE
 1" ≈ 3.4 mi
 (Sauceda Wash)

N



Group Name Sauceda Wash				
DeviceID	6920	6940	6960	6980
StatType	dif	dif	dif	dif
DataType	precip	precip	precip	precip
Units	in	in	in	in
1 day at 24:00:00				
10/31/91	0.00	0.00	0.00	0.00
10/30/91	0.00	0.00	0.00	0.00
10/29/91	0.00	0.00	0.00	0.00
10/28/91	0.00	0.00	0.00	0.00
10/27/91	0.35	1.85	0.51	0.47
10/26/91	0.00	0.00	0.00	0.00
10/25/91	0.00	0.00	0.00	0.00
10/24/91	0.00	0.00	0.00	0.00
10/23/91	0.00	0.00	0.00	0.00
10/22/91	0.00	0.00	0.00	0.00
10/21/91	0.04	0.04	0.08	0.08
10/20/91	0.00	0.00	0.00	0.00
10/19/91	0.00	0.00	0.00	0.00
10/18/91	0.00	0.00	0.00	0.00
10/17/91	0.00	0.00	0.00	0.00
10/16/91	0.00	0.00	0.00	0.00
10/15/91	0.00	0.00	0.00	0.00
10/14/91	0.00	0.00	0.00	0.00
10/13/91	0.00	0.00	0.00	0.00
10/12/91	0.00	0.00	0.00	0.00
10/11/91	0.00	0.00	0.00	0.00
10/10/91	0.00	0.00	0.00	0.00
10/09/91	0.00	0.00	0.00	0.00
10/08/91	0.00	0.00	0.00	0.00
10/07/91	0.00	0.00	0.00	0.00
10/06/91	0.00	0.00	0.00	0.00
10/05/91	0.00	0.00	0.00	0.00
10/04/91	0.00	0.00	0.00	0.00
10/03/91	0.00	0.00	0.00	0.00
10/02/91	0.00	0.00	0.00	0.00
10/01/91	0.00	0.00	0.00	0.00
TOTALS:	0.39	1.89	0.59	0.55

Group Name Sauceda Wash				
DeviceID	6920	6940	6960	6980
StatType	dif	dif	dif	dif
DataType	precip	precip	precip	precip
Units	in	in	in	in
1 day at 24:00:00				
11/30/91	0.28	0.39	0.43	0.47
11/29/91	0.12	0.08	0.16	0.04
11/28/91	0.00	0.00	0.00	0.00
11/27/91	0.00	0.00	0.00	0.00
11/26/91	0.00	0.00	0.00	0.00
11/25/91	0.00	0.00	0.00	0.00
11/24/91	0.00	0.00	0.00	0.00
11/23/91	0.00	0.00	0.00	0.00
11/22/91	0.00	0.00	0.00	0.00
11/21/91	0.00	0.00	0.00	0.00
11/20/91	0.00	0.00	0.00	0.00
11/19/91	0.00	0.00	0.00	0.00
11/18/91	0.00	0.00	0.00	0.00
11/17/91	0.00	0.00	0.00	0.00
11/16/91	0.00	0.00	0.00	0.00
11/15/91	0.00	0.00	0.00	0.00
11/14/91	0.00	0.00	0.08	0.00
11/13/91	0.00	0.00	0.00	0.00
11/12/91	0.00	0.00	0.00	0.00
11/11/91	0.00	0.00	0.00	0.04
11/10/91	0.00	0.04	0.00	0.16
11/09/91	0.00	0.00	0.00	0.00
11/08/91	0.00	0.00	0.00	0.00
11/07/91	0.00	0.00	0.00	0.00
11/06/91	0.00	0.00	0.00	0.00
11/05/91	0.00	0.00	0.00	0.00
11/04/91	0.00	0.00	0.00	0.00
11/03/91	0.00	0.00	0.00	0.00
11/02/91	0.00	0.00	0.00	0.00
11/01/91	0.00	0.00	0.00	0.00
TOTALS:	0.39	0.51	0.67	0.71

Group Name Sauceda Wash				
DeviceID	6920	6940	6960	6980
StatType	dif	dif	dif	dif
DataType	precip	precip	precip	precip
Units	in	in	in	in
1 day at 24:00:00				
12/31/91	0.00	0.00	0.00	0.00
12/30/91	0.00	0.00	0.00	0.00
12/29/91	0.00	0.00	0.00	0.00
12/28/91	0.00	0.00	0.00	0.00
12/27/91	0.00	0.00	0.00	0.00
12/26/91	0.00	0.00	0.00	0.00
12/25/91	0.00	0.00	0.00	0.00
12/24/91	0.00	0.00	0.00	0.00
12/23/91	0.00	0.00	0.00	0.00
12/22/91	0.00	0.00	0.00	0.00
12/21/91	0.00	0.04	0.00	0.00
12/20/91	0.08	0.08	0.12	0.16
12/19/91	0.63	0.91	0.43	0.35
12/18/91	0.08	0.16	0.20	0.24
12/17/91	0.00	0.00	0.00	0.00
12/16/91	0.00	0.00	0.00	0.00
12/15/91	0.00	0.00	0.00	0.00
12/14/91	0.00	0.00	0.00	0.00
12/13/91	0.00	0.00	0.00	0.00
12/12/91	0.00	0.00	0.00	0.00
12/11/91	0.00	0.00	0.00	0.00
12/10/91	0.00	0.00	0.04	0.00
12/09/91	0.00	0.00	0.00	0.00
12/08/91	0.00	0.00	0.00	0.00
12/07/91	0.00	0.00	0.00	0.00
12/06/91	0.00	0.00	0.00	0.00
12/05/91	0.00	0.00	0.00	0.00
12/04/91	0.00	0.00	0.00	0.00
12/03/91	0.00	0.00	0.00	0.00
12/02/91	0.00	0.00	0.00	0.04
12/01/91	0.00	0.00	0.00	0.00
TOTALS:	0.79	1.18	0.79	0.79

Group Name Sauceda Wash				
DeviceID	6920	6940	6960	6980
StatType	dif	dif	dif	dif
DataType	precip	precip	precip	precip
Units	in	in	in	in
1 day at 24:00:00				
01/31/92	0.00	0.00	0.00	0.00
01/30/92	0.00	0.00	0.00	0.00
01/29/92	0.00	0.00	0.00	0.00
01/28/92	0.00	0.00	0.00	0.00
01/27/92	0.00	0.00	0.00	0.00
01/26/92	0.00	0.00	0.00	0.00
01/25/92	0.00	0.00	0.00	0.00
01/24/92	_____	0.00	_____	0.00
01/23/92	_____	_____	_____	_____
01/22/92	_____	_____	_____	_____
01/21/92	_____	_____	_____	_____
01/20/92	_____	_____	_____	_____
01/19/92	_____	_____	_____	_____
01/18/92	_____	_____	_____	_____
01/17/92	_____	_____	_____	_____
01/16/92	_____	_____	_____	_____
01/15/92	_____	_____	_____	_____
01/14/92	_____	_____	_____	_____
01/13/92	_____	0.00	0.00	0.00
01/12/92	0.00	0.00	0.00	0.00
01/11/92	0.00	0.00	0.00	0.00
01/10/92	0.00	0.00	0.00	0.00
01/09/92	0.00	0.00	0.00	0.00
01/08/92	0.00	0.00	0.00	0.00
01/07/92	0.00	0.00	0.00	0.00
01/06/92	0.39	0.28	0.35	0.31
01/05/92	0.04	0.00	0.16	0.00
01/04/92	0.04	0.12	0.08	0.08
01/03/92	0.08	0.04	0.08	0.08
01/02/92	0.00	0.00	0.00	0.00
01/01/92	0.00	0.00	0.00	0.00
TOTALS:	0.55	0.43	0.67	0.47

Group Name
Sauceda Wash

DeviceID	6920	6940	6960	6980
StatType	dif	dif	dif	dif
DataType	precip	precip	precip	precip
Units	in	in	in	in
1 day at 24:00:00				
02/29/92	0.00	0.00	0.00	0.00
02/28/92	0.00	0.00	0.00	0.00
02/27/92	0.00	0.00	0.00	0.00
02/26/92	0.00	0.00	0.00	0.00
02/25/92	0.00	0.00	0.00	0.00
02/24/92	0.00	0.00	0.00	0.00
02/23/92	0.00	0.00	0.00	0.00
02/22/92	0.00	0.00	0.00	0.00
02/21/92	0.00	0.00	0.00	0.00
02/20/92	0.00	0.00	0.00	0.00
02/19/92	0.00	0.00	0.00	0.00
02/18/92	0.00	0.00	0.00	0.00
02/17/92	0.00	0.00	0.00	0.00
02/16/92	0.04	0.00	0.04	0.08
02/15/92	0.08	0.12	0.12	0.08
02/14/92	0.00	0.00	0.00	0.00
02/13/92	0.08	0.24	0.12	0.35
02/12/92	0.00	0.00	0.04	0.04
02/11/92	0.00	0.00	0.00	0.12
02/10/92	0.00	0.00	0.00	0.04
02/09/92	0.00	0.00	0.00	0.00
02/08/92	0.04	0.04	0.00	0.04
02/07/92	0.59	0.39	0.24	0.39
02/06/92	0.20	0.12	0.08	0.08
02/05/92	0.00	0.00	0.00	0.00
02/04/92	0.04	0.00	0.00	0.00
02/03/92	0.00	0.00	0.00	0.00
02/02/92	0.00	0.00	0.00	0.00
02/01/92	0.00	0.00	0.00	0.00
TOTALS:	1.06	0.91	0.63	1.22

Group Name
Sauceda Wash

DeviceID	6920	6940	6960	6980
StatType	dif	dif	dif	dif
DataType	precip	precip	precip	precip
Units	in	in	in	in
1 day at 24:00:00				
03/31/92	0.00	0.00	0.00	0.08
03/30/92	0.08	0.00	0.71	0.00
03/29/92	0.00	0.00	0.00	0.00
03/28/92	0.08	0.00	0.20	0.20
03/27/92	0.31	0.47	0.51	0.87
03/26/92	0.00	0.00	0.00	0.00
03/25/92	0.00	0.00	0.00	0.00
03/24/92	0.00	0.00	0.00	0.00
03/23/92	0.00	0.00	0.00	0.00
03/22/92	0.00	0.00	0.00	0.00
03/21/92	0.00	0.00	0.00	0.00
03/20/92	0.00	0.00	0.00	0.00
03/19/92	0.00	0.00	0.00	0.00
03/18/92	0.00	0.00	0.00	0.00
03/17/92	0.00	0.00	0.00	0.00
03/16/92	0.00	0.00	0.00	0.00
03/15/92	0.00	0.00	0.00	0.00
03/14/92	0.00	0.00	0.00	0.00
03/13/92	0.00	0.00	0.00	0.00
03/12/92	0.00	0.00	0.00	0.00
03/11/92	0.04	0.00	0.00	0.00
03/10/92	0.00	0.00	0.00	0.00
03/09/92	0.00	0.00	0.00	0.00
03/08/92	0.16	1.10	0.39	1.06
03/07/92	0.12	0.04	0.16	0.00
03/06/92	0.00	0.00	0.00	0.00
03/05/92	0.00	0.00	0.00	0.00
03/04/92	0.00	0.00	0.00	0.00
03/03/92	0.20	0.31	0.35	0.39
03/02/92	0.16	0.12	0.04	0.12
03/01/92	0.00	0.00	0.00	0.00
TOTALS:	1.14	2.05	2.36	2.72

Group Name
Sauceda Wash

DeviceID	6920	6940	6960	6980
StatType	dif	dif	dif	dif
DataType	precip	precip	precip	precip
Units	in	in	in	in
1 day at	24:00:00			
04/30/92	0.00	0.00	0.00	0.00
04/29/92	0.00	0.00	0.00	0.00
04/28/92	0.00	0.00	0.00	0.00
04/27/92	0.00	0.00	0.00	0.00
04/26/92	0.00	0.00	0.00	0.00
04/25/92	0.00	0.00	0.00	0.00
04/24/92	0.00	0.00	0.00	0.00
04/23/92	0.00	0.00	0.00	0.00
04/22/92	0.00	0.00	0.00	0.00
04/21/92	0.00	0.00	0.00	0.00
04/20/92	0.00	0.00	0.00	0.00
04/19/92	0.00	0.00	0.00	0.00
04/18/92	0.00	0.00	0.00	0.00
04/17/92	0.00	0.00	0.00	0.00
04/16/92	0.00	0.00	0.00	0.04
04/15/92	0.00	0.00	0.00	0.00
04/14/92	0.00	0.00	0.00	0.04
04/13/92	0.00	0.00	0.00	0.08
04/12/92	0.00	0.00	0.00	0.00
04/11/92	0.00	0.00	0.00	0.00
04/10/92	0.00	0.00	0.00	0.00
04/09/92	0.00	0.00	0.00	0.00
04/08/92	0.00	0.00	0.00	0.00
04/07/92	0.00	0.00	0.00	0.00
04/06/92	0.00	0.00	0.00	0.00
04/05/92	0.00	0.00	0.00	0.00
04/04/92	0.00	0.00	0.00	0.00
04/03/92	0.00	0.00	0.00	0.00
04/02/92	0.04	0.00	0.00	0.00
04/01/92	0.08	0.04	0.16	0.16
TOTALS:	0.12	0.04	0.16	0.31

Group Name
Sauceda Wash

DeviceID	6920	6940	6960	6980
StatType	dif	dif	dif	dif
DataType	precip	precip	precip	precip
Units	in	in	in	in
1 day at	24:00:00			
05/31/92	0.00	0.00	0.00	0.00
05/30/92	0.00	0.00	0.00	0.00
05/29/92	0.00	0.00	0.00	0.00
05/28/92	0.00	0.00	0.00	0.08
05/27/92	0.00	0.00	0.00	0.00
05/26/92	0.00	0.00	0.00	0.00
05/25/92	0.00	0.00	0.00	0.00
05/24/92	0.04	0.00	0.00	0.00
05/23/92	0.08	0.04	0.00	0.00
05/22/92	0.00	0.00	0.00	0.00
05/21/92	0.31	0.20	0.04	0.08
05/20/92	0.00	0.00	0.00	0.00
05/19/92	0.00	0.00	0.00	0.12
05/18/92	0.00	0.00	0.00	0.00
05/17/92	0.00	0.00	0.00	0.00
05/16/92	0.00	0.00	0.00	0.00
05/15/92	0.00	0.00	0.00	0.00
05/14/92	0.00	0.00	0.00	0.00
05/13/92	0.00	0.00	0.00	0.00
05/12/92	0.00	0.00	0.00	0.00
05/11/92	0.00	0.00	0.00	0.00
05/10/92	0.00	0.00	0.00	0.00
05/09/92	0.00	0.00	0.00	0.00
05/08/92	0.00	0.00	0.00	0.00
05/07/92	0.00	0.00	0.00	0.00
05/06/92	0.00	0.00	0.00	0.04
05/05/92	0.12	0.16	0.20	0.12
05/04/92	0.00	0.00	0.04	0.00
05/03/92	0.00	0.00	0.00	0.00
05/02/92	0.00	0.00	0.00	0.00
05/01/92	0.00	0.00	0.00	0.00
TOTALS:	0.55	0.39	0.28	0.43

Group Name
Sauceda Wash

DeviceID	6920	6940	6960	6980
StatType	dif	dif	dif	dif
DataType	precip	precip	precip	precip
Units	in	in	in	in
1 day at 24:00:00				
06/30/92	0.00	0.00	0.00	0.00
06/29/92	0.00	0.00	0.00	0.00
06/28/92	0.00	0.00	0.00	0.00
06/27/92	0.00	0.00	0.00	0.00
06/26/92	0.00	0.00	0.00	0.00
06/25/92	0.00	0.00	0.00	0.00
06/24/92	0.00	0.00	0.00	0.00
06/23/92	0.00	0.00	0.00	0.00
06/22/92	0.00	0.00	0.00	0.00
06/21/92	0.00	0.00	0.00	0.00
06/20/92	0.00	0.00	0.00	0.00
06/19/92	0.00	0.00	0.00	0.00
06/18/92	0.00	0.00	0.00	0.00
06/17/92	0.00	0.00	0.00	0.00
06/16/92	0.00	0.00	0.00	0.00
06/15/92	0.00	0.00	0.00	0.00
06/14/92	0.00	0.00	0.00	0.00
06/13/92	0.00	0.00	0.00	0.00
06/12/92	0.00	0.00	0.00	0.00
06/11/92	0.00	0.00	0.00	0.00
06/10/92	0.00	0.00	0.00	0.00
06/09/92	0.00	0.00	0.00	0.00
06/08/92	0.00	0.00	0.00	0.00
06/07/92	0.00	0.00	0.00	0.08
06/06/92	0.00	0.00	0.00	0.00
06/05/92	0.00	0.00	0.00	0.00
06/04/92	0.00	0.00	0.00	0.00
06/03/92	0.00	0.00	0.00	0.00
06/02/92	0.00	0.00	0.00	0.00
06/01/92	0.00	0.00	0.00	0.00
TOTALS:	0.00	0.00	0.00	0.08

Group Name
Sauceda Wash

DeviceID	6920	6940	6960	6980
StatType	dif	dif	dif	dif
DataType	precip	precip	precip	precip
Units	in	in	in	in
1 day at 24:00:00				
07/31/92	0.24	0.00	0.00	0.00
07/30/92	0.00	0.00	0.00	0.00
07/29/92	0.00	0.00	0.00	0.12
07/28/92	0.00	0.00	0.00	0.00
07/27/92	0.00	0.00	0.00	0.00
07/26/92	0.00	0.00	0.00	0.00
07/25/92	0.00	0.00	0.00	0.00
07/24/92	0.00	0.35	0.00	0.12
07/23/92	0.00	0.00	0.00	0.31
07/22/92	0.00	0.00	0.00	0.00
07/21/92	0.00	0.00	0.00	0.00
07/20/92	0.00	0.00	0.00	0.12
07/19/92	0.00	0.00	0.00	0.00
07/18/92	0.00	0.00	0.00	0.00
07/17/92	0.00	0.00	0.00	0.00
07/16/92	0.00	0.00	0.00	0.00
07/15/92	0.00	0.00	0.00	0.00
07/14/92	0.00	0.00	0.00	0.00
07/13/92	0.00	0.00	0.00	0.00
07/12/92	0.00	0.00	0.00	0.00
07/11/92	0.00	0.00	0.08	0.63
07/10/92	0.00	0.04	0.00	0.35
07/09/92	0.00	0.00	0.00	0.00
07/08/92	0.00	0.00	0.00	0.00
07/07/92	0.16	0.00	0.12	0.00
07/06/92	0.00	0.00	0.00	0.00
07/05/92	0.00	0.00	0.00	0.00
07/04/92	0.00	0.00	0.00	0.00
07/03/92	0.00	0.00	0.00	0.00
07/02/92	0.00	0.00	0.00	0.00
07/01/92	0.00	0.00	0.00	0.00
TOTALS:	0.39	0.39	0.20	1.65

Group Name
Sauceda Wash

DeviceID	6920	6940	6960	6980
StatType	dif	dif	dif	dif
DataType	precip	precip	precip	precip
Units	in	in	in	in
1 day at 24:00:00				
08/31/92	0.00	0.00	0.00	0.04
08/30/92	0.00	0.00	0.00	0.00
08/29/92	0.00	0.00	0.00	0.00
08/28/92	0.00	0.00	0.00	0.00
08/27/92	0.00	0.00	0.00	0.20
08/26/92	0.00	0.00	0.00	0.12
08/25/92	0.00	0.00	0.00	0.08
08/24/92	0.00	0.00	0.00	0.00
08/23/92	0.12	0.08	0.20	0.31
08/22/92	0.00	0.00	0.24	0.24
08/21/92	0.00	0.00	0.00	0.00
08/20/92	0.00	0.00	0.00	0.00
08/19/92	0.00	0.00	0.00	0.00
08/18/92	0.00	0.00	0.00	0.00
08/17/92	0.00	0.00	0.00	0.04
08/16/92	0.00	0.00	0.00	0.00
08/15/92	0.00	0.31	0.00	0.00
08/14/92	0.00	0.00	0.00	0.00
08/13/92	0.00	0.00	0.00	0.12
08/12/92	0.00	0.00	0.00	0.16
08/11/92	0.00	0.00	0.00	0.20
08/10/92	0.00	0.00	0.20	0.00
08/09/92	0.12	0.00	0.12	0.00
08/08/92	0.00	0.00	0.00	0.04
08/07/92	0.00	0.00	0.00	0.04
08/06/92	0.08	0.00	0.00	0.00
08/05/92	0.00	0.00	0.00	0.04
08/04/92	0.16	0.00	0.16	0.00
08/03/92	0.28	0.31	0.04	0.00
08/02/92	0.00	0.00	0.04	0.04
08/01/92	0.00	0.00	0.00	0.00
TOTALS:	0.75	0.71	0.98	1.65

Group Name
Sauceda Wash

DeviceID	6920	6940	6960	6980
StatType	dif	dif	dif	dif
DataType	precip	precip	precip	precip
Units	in	in	in	in
1 day at 24:00:00				
09/30/92	0.00	0.00	0.00	0.00
09/29/92	0.00	0.00	0.00	0.00
09/28/92	0.00	0.00	0.00	0.00
09/27/92	0.00	0.00	0.00	0.00
09/26/92	0.00	0.00	0.00	0.00
09/25/92	0.00	0.00	0.00	0.00
09/24/92	0.00	0.00	0.00	0.00
09/23/92	0.00	0.00	0.00	0.00
09/22/92	0.00	0.00	0.00	0.00
09/21/92	0.00	0.00	0.00	0.00
09/20/92	0.00	0.00	0.00	0.04
09/19/92	0.00	0.00	0.00	0.20
09/18/92	0.00	0.00	0.00	0.08
09/17/92	0.00	0.00	0.00	0.00
09/16/92	0.00	0.00	0.00	0.00
09/15/92	0.00	0.00	0.00	0.04
09/14/92	0.00	0.00	0.00	0.00
09/13/92	0.00	0.00	0.00	0.28
09/12/92	0.00	0.00	0.00	0.00
09/11/92	0.00	0.00	0.00	0.00
09/10/92	0.00	0.00	0.00	0.00
09/09/92	0.00	0.00	0.00	0.00
09/08/92	0.00	0.00	0.00	0.00
09/07/92	0.00	0.00	0.00	0.00
09/06/92	0.00	0.00	0.00	0.00
09/05/92	0.00	0.00	0.00	0.00
09/04/92	0.00	0.00	0.00	0.00
09/03/92	0.00	0.00	0.00	0.00
09/02/92	0.00	0.00	0.00	0.00
09/01/92	0.00	0.00	0.00	0.00
TOTALS:	0.00	0.00	0.00	0.63

RAINFALL EVENT SUMMARY FOR NOVEMBER, 1991

Flood Control District of Maricopa County

Date: 11/10/91 - 11/11/91
Time: 1800 - 0200

The storm was centered throughout Maricopa County and affected all cities, but was the heaviest in the south and east valleys. The maximum rainfall amount measured on a Flood Control District gauge was 0.94 inches in 6 hours. This gauge is located at the ACDC at 43rd Avenue. Other significant rainfall amounts were recorded at:

Gauge Site	Precip. (in.)	Time Period (hrs.)
Wilhoit	0.87	6
Phoenix Municipal Building	0.75	6
Guadalupe FRS	0.79	6
Mesa Microwave	0.67	6

Maximum rainfall recorded at Phoenix Sky Harbor International Airport by the National Weather Service was 0.54 in.

Date: 11/14/91 - 11/15/91
Time: 1600 - 0400

The storm was centered around the northern portion of Maricopa County. The maximum rainfall amount measured on a Flood Control District gauge was 1.57 inches in 12 hours. This gauge is located at I-17 and State Highway 169. Other significant rainfall amounts were recorded at:

Gauge Site	Precip. (in.)	Time Period (hrs.)
Horseshoe Ranch	1.42	12
Horner Mountain Ranch	1.10	12
AZ Hunt Club	0.94	12
Horsethief Basin	0.79	12
Minnehaha	0.79	12

Maximum rainfall recorded at Phoenix Sky Harbor International Airport by the National Weather Service was 0.29 inches in 4 hours.

RAINFALL EVENT SUMMARY FOR DECEMBER, 1991

Flood Control District
of
Maricopa County

Date: 12/10/91
Time: 1200 - 2400

The storm was centered around the northern portion of Maricopa County and primarily affected the Cities of Phoenix and Scottsdale. The maximum rainfall amount measured on a Flood Control District gauge was 1.69 inches in 12 hours. This gauge is located at Sunup Ranch. Other significant rainfall amounts were recorded at:

Gauge	Precip. (in.)	Time Period (hrs.)
Minnihaha	1.22	12
16th Street & Missouri	1.10	12
Horsethief Basin	1.10	12
Sunset Point	1.06	12
New River Dam	1.06	12

Maximum rainfall recorded at Phoenix Sky Harbor International Airport by the National Weather Service was 0.59 inches in 12 hours.

Date: 12/19/91
Time: 0900 - 2400

The storm was centered over north central and northwest Maricopa County and primarily affected the Cities of Glendale, Peoria, and Sun City. The maximum rainfall amount measured on a Flood Control District gauge was 2.17 inches in 8 hours. This gauge is located in the City of Glendale. Other significant rainfall amounts were recorded at:

Gauge	Precip. (in.)	Time Period (hrs.)
Adobe Dam	1.38	6
Maryvale Golf Course	1.26	9
White Tanks #4	1.06	6
Greenway & 32nd Avenue	1.38	10
Durango Complex	0.83	10

Maximum rainfall recorded at Phoenix Sky Harbor International Airport by the National Weather Service was 0.46 inches in 18 hours.

RAINFALL EVENT SUMMARY FOR JANUARY, 1992

Flood Control District of Maricopa County

Date: 01/05/92 - 01/06/92

Time: 1800 - 2400

The storm was centered around the northern portion of Maricopa County and primarily affected the Cities of Phoenix and Glendale. The maximum rainfall amount measured on a Flood Control District gauge was 1.65 inches in 12 hours. This gauge is located at Horsethief Basin. Other significant rainfall amounts were recorded at:

Gauge	Precip. (in.)	Time Period (hrs.)
O'Brian	1.61	12
Columbia Hill	1.34	12
Upper Skunk Creek	1.26	12
Arizona Hunt Club	1.22	12
Mt. Union	1.14	12

Maximum rainfall recorded at Phoenix Sky Harbor International Airport by the National Weather Service was 0.63 inches in 7 hours.

Date: 01/11/92 - 01/12/92

Time: 2200 - 0200

The storm was centered around the north and northeast portions of Maricopa County and primarily affected the Cities of Phoenix and Glendale, and the Town of Carefree. The maximum rainfall amount measured on a Flood Control District gauge was 0.71 inches in 3 hours. This gauge is located at Glendale City Hall. Other significant rainfall amounts were recorded at :

Gauge	Precip. (in.)	Time Period (hrs.)
Indian Bend Wash @ Indian Bend Rd.	0.67	4
Grapevine Wash	0.71	3
Lost Dog Wash	0.63	3
Greenway & 32nd Ave.	0.59	3
Usery Mountain Park	0.59	2

Maximum rainfall reported at Phoenix Sky Harbor International Airport by the National Weather Service was 0.52 inches in 5 hours.

RAINFALL EVENT SUMMARY FOR FEBRUARY, 1992

Flood Control District of Maricopa County

Date: 02/06/92 - 02/08/92

Time: 1800 - 1000

The storm was centered around the west and northwest portions of Maricopa County and primarily affected the Cities of Phoenix and Glendale, and the Town of Wickenburg. The maximum rainfall amount measured on a Flood Control District gauge was 2.64 inches in 31 hours. This gauge is located north of Lake Pleasant. Other significant rainfall amounts were recorded at:

Gauge	Precip. (in.)	Time Period (hrs.)
Jackrabbit Wash	2.48	34
White Tank Mountains	1.69	36
Agua Fria River @ Buckeye Rd.	1.42	37
Gila Bend Mountains	1.77	15
Durango Complex	0.47	35

Maximum rainfall recorded at Phoenix Sky Harbor International Airport by the National Weather Service was 0.33 inches in 36 hours.

Date: 02/09/92 - 02/12/92

Time: 1800 - 0600

The storm was heaviest around the north and north central portions of Maricopa County and primarily affected the Cities of Phoenix, Glendale, and Mesa. The maximum rainfall amount measured on a Flood Control District gauge was 1.22 inches in 49 hours. This gauge is located north of Carefree. Other significant rainfall amounts were recorded at:

Gauge	Precip. (in.)	Time Period (hrs.)
Mt. Ord	1.10	42
Adobe Dam	0.83	45
Town of Cave Creek	0.83	42
Mesa Drive & State Hwy. 169	0.59	26
Garfias Mountain	0.94	50

Maximum rainfall recorded at Phoenix Sky Harbor International Airport by the National Weather Service was 0.17 inches in 48 hours.

RAINFALL EVENT SUMMARY FOR FEBRUARY, 1992

Flood Control District
of
Maricopa County

Date: 02/13/92
Time: 0900 - 1700

The storm was centered around the northwest and north central portions of Maricopa County and primarily affected the City of Phoenix and the Town of Wickenburg. The maximum rainfall amount measured on a Flood Control District gauge was 1.34 inches 8 hours. This gauge is located at the eastern edge of the Bradshaw Mountains. Other significant rainfall amounts were recorded at:

Gauge	Precip. (in.)	Time Period (hrs.)
Hassy Bridge	1.18	8
Sols Wash	1.06	8
Yarnell Hill	1.14	8
Mt. Union	0.98	8
I-17 & State Highway 169	0.94	8

No measurable rainfall was recorded at Phoenix Sky Harbor International Airport by the National Weather Service.

Date: 02/15/92 - 02/16/92
Time: 2200 - 0200

The storm was light in most areas of Maricopa County, averaging .10 to .25 inches in the Phoenix metropolitan area. The Maximum rainfall amount measured by a Flood Control District gauge was 0.51 inches in 4 hours. This gauge is located in the Bradshaw Mountains.

No measurable rainfall was recorded at Phoenix Sky Harbor International Airport by the National Weather Service.

RAINFALL EVENT SUMMARY FOR MARCH, 1992

Flood Control District of Maricopa County

Date: 03/02/92 - 03/04/92
Time: 1200 - 0800

The storm was heaviest around the western and northern portions of Maricopa County. The maximum rainfall amount measured on a Flood Control District gauge was 1.42 inches in 44 hours. This gauge is located in the southwest Bradshaw Mountains. Other significant rainfall amounts were recorded at:

Gauge	Precip. (in.)	Time Period (hrs.)
Mt. Ord	1.02	44
Tiger Wash near Salome	1.22	44
Town of Cave Creek	0.83	44
McDowell Mountains	0.87	44
Durango Complex	0.59	44

Maximum rainfall recorded at Phoenix Sky Harbor International Airport by the National Weather Service was 0.62 inches in 48 hours.

Date: 03/07/92 - 03/09/92
Time: 1600 - 0700

The storm was centered over all of Maricopa County and seemed to affect all cities on an equal basis. The maximum rainfall amount measured on a Flood Control District gauge was 2.60 inches in 40 hours. This gauge is located at Mt. Union. Other significant rainfall amounts were recorded at:

Gauge	Precip. (in.)	Time Period (hrs.)
Upper Skunk Creek @ I-17	1.61	40
Horseshoe Ranch	1.54	40
Yarnell Hill	1.54	40
Sunset Point	1.42	40
Carefree Ranch	1.34	40

Maximum rainfall recorded at Phoenix Sky Harbor International Airport by the National Weather Service was 0.44 inches in 24 hours.

RAINFALL EVENT SUMMARY FOR MARCH, 1992

Flood Control District of Maricopa County

Date: 03/09/92 - 03/10/92

Time: 0800 - 0800

The storm was centered around the central and eastern areas of Maricopa County and primarily affected the Cities of Phoenix, Mesa, and Tempe. The maximum rainfall amount measured on a Flood Control District gauge was 0.63 inches in 8 hours. This gauge is located at Cave Creek and Cactus. Other significant rainfall amounts were recorded at:

Gauge	Precip. (in.)	Time Period (hrs.)
Bradshaw Mountains	0.63	8
Horseshoe Ranch	0.59	8
Kings Ranch	0.59	8
Rittenhouse Dam	0.55	8
Prescott Valley	0.51	8

Maximum rainfall recorded at Phoenix Sky Harbor International Airport by the National Weather Service was 0.20 inches in 4 hours.

Date: 03/21/92

Time: 0600 - 2400

The storm was primarily centered around the central and northern portions of Maricopa County with the Cities of Phoenix and Glendale receiving the heaviest rainfall. The maximum rainfall amount measured on a Flood Control District gauge was 1.38 inches in 18 hours. This gauge is located on Cooks Mesa in the New River Mountains. Other significant rainfall amounts were recorded at:

Gauge	Precip. (in.)	Time Period (hrs.)
Seven Springs	1.34	18
Mt. Union	0.79	18
Dewey	0.71	18
Turtle People	0.63	18
New River @ Glendale	0.59	18

Maximum rainfall recorded at Phoenix Sky Harbor International Airport by the National Weather Service was 0.06 inches in 8 hours.

RAINFALL EVENT SUMMARY FOR APRIL, 1992

Flood Control District of Maricopa County

Date: 04/01/92 - 04/02/92

Time: 0700 - 0700

The storm was centered over all of Maricopa County. The maximum rainfall amount measured on a Flood Control District gauge was 0.94 inches in 15 hours. This gauge is located at Fraesfield Mountain. Other significant rainfall amounts were recorded at:

Gauge	Precip. (in.)	Time Period (hrs.)
Columbia Hill	0.91	15
Magma FRS	0.87	10
Rittenhouse FRS	0.83	10
Upper Skunk Creek	0.79	16
White Tank Mountains	0.79	17

Maximum rainfall recorded at Phoenix Sky Harbor International Airport by the National Weather Service was 0.49 inches in 16 hours.

Date: 04/02/92 - 04/03/92

Time: 0700 - 0700

The storm was centered in the northern portions of Maricopa County and primarily affected the Cities of Phoenix and Scottsdale. The maximum rainfall amount measured on a Flood Control District gauge was 1.28 inches in 1 hour. This gauge is located at Thunderbird Academy just northeast of Phoenix. Other significant rainfall amounts were recorded at:

Gauge	Precip. (in.)	Time Period (hrs.)
Mt. Ord	0.24	2
Cave Creek Sediment Basin	0.20	4
Mt. Union	0.12	4
Crown King	0.12	2
Wilhoit	0.12	2

No measurable rainfall recorded at Phoenix Sky Harbor International Airport by the National Weather Service.

RAINFALL EVENT SUMMARY FOR MAY, 1992

Flood Control District of Maricopa County

Date: 05/05/92 - 05/06/92
Time: 0700 - 0600

All of Maricopa County was affected by this storm with the majority of District gauges recording some rainfall. The maximum rainfall amount measured on a Flood Control District gauge was 0.91 inches in 8 hours. This gauge is located in the Town of Wilhoit. Other significant rainfall amounts were recorded at:

Gauge	Precip. (in.)	Time Period (hrs.)
Dreamy Draw	0.55	1
Magma FRS	0.59	5
Centennial Wash @ SP RR.	0.79	2
Arizona Avenue @ EMF	0.47	2
Adobe Dam	0.55	2

Maximum rainfall recorded at Phoenix Sky Harbor International Airport by the National Weather Service was 0.14 inches in 2 hours.

Date: 05/20/92 - 05/21/92
Time: 0700 - 2400

The storm was centered around the eastern and central areas of Maricopa County and primarily affected the Cities of Glendale, Phoenix, and Mesa. The maximum rainfall amount measured by a Flood Control District gauge was 0.75 inches in 6 hours. This gauge is located at Mt. Ord. Other significant amounts or rainfall were recorded at:

Gauge	Precip. (in.)	Time Period (hrs.)
City of Glendale	0.63	3
Magma FRS	0.55	4
I-17 & State Highway 169	0.59	3
Paradise Valley Country Club	0.55	6
Carriage Lane Park	0.51	4
Durango Complex	0.28	5

Maximum rainfall recorded at Phoenix Sky Harbor International Airport by the National Weather Service was 0.51 inches in 6 hours.

RAINFALL EVENT SUMMARY FOR MAY, 1992

Flood Control District of Maricopa County

Date: 05/21/92 - 05/22/92
Time: 0600 - 0600

The storm centered around the south and west central portions of Maricopa County and primarily affected the Cities of Phoenix and Glendale. The maximum rainfall amount measured on a Flood Control District gauge was 0.63 inches in 3.5 hours. This gauge is located at Circle City. Other significant rainfall amounts were recorded at:

Gauge	Precip. (in.)	Time Period (hrs.)
Upper Waterman Wash	0.63	10.00
South Mountain West	0.55	0.05
Patton Road	0.47	2.00
Morristown	0.63	6.00
Durango Complex	0.08	1.00

Maximum rainfall recorded at Phoenix Sky Harbor International Airport by the National Weather Service was 0.07 inches in 2 hours.

Date: 05/22/92 - 05/25/92
Time: 0000 - 2400

The storm was centered around the eastern and central areas of Maricopa County and primarily affected the Cities of Phoenix, Mesa, and Apache Junction. Maximum rainfall measured by a Flood Control District gauge was 1.26 inches in 96 hours. This gauge is located at Apache FRS. Other significant rainfall amounts were recorded at:

Gauge	Precip. (in.)	Time Period (hrs.)
Mt. Ord	1.06	96
Fraesfield Mountain	0.79	96
Sweetwater & 32nd St.	0.91	96
Signal Buttes FRS	0.83	96
Dreamy Draw Dam	0.63	96
Durango Complex	0.04	96

Maximum rainfall at Phoenix Sky Harbor International Airport by the National Weather Service was 0.15 inches in 96 hours.

RAINFALL EVENT SUMMARY FOR JUNE, 1992

**Flood Control District
of
Maricopa County**

Date: 06/03/92 - 06/04/92

Time: 0700 - 0700

The storm was heaviest over the north and central portions of Maricopa County and primarily affected the Cities of Glendale and north Phoenix. The maximum rainfall recorded on a Flood Control District gauge was 0.59 inches in 1 hour. This gauge is located at Greenway Road and 32nd Avenue. Other significant amounts of rainfall were recorded at:

Gauge	Precip.(in.)	Time Period (hrs.)
Cave Creek @ Cactus	0.31	1
South Mountain Park	0.24	1
I-17 @ Skunk Creek	0.20	1

Maximum rainfall recorded at Phoenix Sky Harbor International Airport by the National Weather Service was 0.02 inches in 1 hour.

RAINFALL EVENT SUMMARY FOR JULY, 1992

Flood Control District of Maricopa County

Date: 07/07/92
Time: 0200 - 1200

The storm primarily affected the Cities of Phoenix and Glendale. The maximum rainfall amount measured by a Flood Control District gauge was 0.59 inches in 2 hours. This gauge is located at Lake Pleasant.

Gauge	Precip. (in.)	Time Period (hrs.)
East of New River	0.59	5
Thomas @ 16th St.	0.28	1
McMicken Dam	0.31	1
ACDC @ 67th Ave.	0.24	3
Holly Acres	0.24	6
White Tank Mountains	0.20	2

Maximum rainfall recorded at Phoenix Sky Harbor International Airport by the National Weather Service was 0.31 inches in 2 hours.

Date: 07/10/92 - 07/11/92
Time: 0800 - 0800

The storm was centered over the north portion of Maricopa County and primarily affected the Cities of Phoenix, Glendale, and Peoria. The maximum rainfall amount measured on a Flood Control District gauge was 1.89 inches in 3 hours. This gauge is located at Williams Peak. Other significant rainfall amounts were recorded at:

Gauge	Precip. (in.)	Time Period (hrs.)
Towers Mountain	1.73	1
Waterman Wash	1.73	2
Crown King	1.57	1
Sunset Point	1.57	3
Mt. Ord	1.57	3

Maximum rainfall recorded at Phoenix Sky Harbor International Airport by the National Weather Service was 0.83 inches in 11 hours.

RAINFALL EVENT SUMMARY FOR JULY, 1992

Flood Control District of Maricopa County

Date: 07/23/92 - 07/24/92

Time: 2000 - unavailable

The storm was centered over the central portion of Maricopa County and primarily affected the Phoenix metropolitan area. The maximum rainfall amount measured on a Flood Control District gauge was 3.78 inches in 7 hours. This gauge is located at 59th Avenue and Indian School Road. Other significant amounts were recorded at:

Gauge	Precip. (in.)	Time Period (hrs.)
Durango Complex	3.03	8
Alma School & Southern	2.52	12
Scottsdale & Thunderbird Rds.	2.32	13
59th Ave. & Indian School Rd.	3.78	7
Glendale & 59th Ave.	2.83	10
Tatum & Lincoln	2.83	13

Maximum rainfall recorded at Phoenix Sky Harbor International Airport by the National Weather Service was 1.5 inches.

Date: 07/28/92 - 07/29/92

Time: 0800 - 0800

The storm was centered over the north central portion of Maricopa County and primarily affected the City of Phoenix. Maximum rainfall measured by a Flood Control District gauge was 0.87 inches in less than 1 hour. This gauge is located at Wilhoit. Other significant rainfall amounts were recorded at:

Gauge	Precip. (in.)	Time Period (hrs.)
Minnehaha	0.55	0.5
I-17 & State Highway 169	0.39	0.3
Dreamy Draw Dam	0.35	0.8
Humbolt Mountain	0.35	0.2
IBW @ Sweetwater	0.31	0.5

No measurable rainfall was recorded at Phoenix Sky Harbor International Airport by the National Weather Service.

RAINFALL EVENT SUMMARY FOR AUGUST, 1992

Flood Control District of Maricopa County

Date: 08/03/92 - 08/04/92

Time: 0800 - 0800

The storm was heaviest in the southwest and northeast areas of Maricopa County and primary affected the Towns of Gila Bend and Wickenburg. The maximum rainfall recorded on a Flood Control District gauge was 0.87 inches. This gauge is located in the Gila Bend Mountains. Other significant rainfall amounts were recorded at:

Gauge	Precip. (in.)	Time Period (hrs.)
Gladden	0.59	0.25
Sand Tank Wash	0.31	1.00
Smith Peak	0.28	0.50
Sols Wash	0.24	0.50
Saddleback FRS	0.20	0.15

No measurable rainfall was recorded at Phoenix Sky Harbor International Airport by the National Weather Service.

Date: 08/04/92 - 08/05/92

Time: 0700 - 0700

The storm was heaviest in the southwest and west central portions of Maricopa County and primarily affected the City of Glendale and the Town of Gila Bend. The maximum rainfall amount measured on a Flood Control District gauge was 0.79 inches in 2 hours. Other significant rainfall amounts were recorded at:

Gauge	Precip. (in.)	Time Period (hrs.)
Gladden	0.39	0.33
Horseshoe Ranch	0.39	0.50
Castle Hot Springs	0.31	1.00
Maryvale	0.28	1.00
Bender Wash	0.20	1.00

No measurable rainfall was recorded at Phoenix Sky Harbor International Airport by the National Weather Service.

RAINFALL EVENT SUMMARY FOR AUGUST, 1992

Flood Control District of Maricopa County

Date: 08/05/92 - 08/06/92

Time: 0700 - 0700

The storm was strongest over the central and northern areas of Maricopa County and primarily affected the City of Phoenix and the Town of Cave Creek. Maximum rainfall measured on a Flood Control District gauge was 0.87 inches in 5 hours. This gauge is located at Horner Mountain Ranch. Other significant rainfall amounts were recorded at:

Gauge	Precip. (in.)	Time Period (hrs.)
Horsethief Basin	0.59	8
Seven Springs	0.83	5
Humbolt Mountain	0.59	1
Gaudalupe FRS	0.67	6
South Mountain Park	0.59	2

No measurable rainfall was recorded at Phoenix Sky Harbor International Airport by the National Weather Service.

Date: 08/06/92 - 08/07/92

Time: 0700 - 0700

The storm was strongest over the east and northeast portions of Maricopa County and primarily affected the Cities of Mesa, Scottsdale, and Phoenix. Maximum rainfall amount measured on a Flood Control District gauge was 2.64 inches in 8 hours. This gauge is located at Fraesfield Mountain. Other significant rainfall amounts were recorded at:

Gauge	Precip. (in.)	Time Period (hrs.)
Queen Creek	1.69	4
Crown King	1.22	7
Grapevine	1.10	3
Vineyard FRS	0.98	2
EMF @ Broadway	0.83	2

No measurable rainfall was recorded at Phoenix Sky Harbor International Airport by the National Weather Service.

RAINFALL EVENT SUMMARY FOR AUGUST , 1992

Flood Control District of Maricopa County

Date: 08/07/92 - 08/08/92

Time: 0700 - 0700

This storm was centered around the northwest portion of Maricopa County and primarily affected the Town of Wickenburg. The maximum rainfall amount measured on a Flood Control District gauge was 0.31 inches in 0.5 hours. This gauge is located on Saw Mountain in the Bradshaw Mountains. Other significant rainfall amounts were recorded at:

Gauge	Precip. (in.)	Time Period (hrs.)
Wilhoit	0.28	1.0
Hassy	0.20	1.0
Whaite Spar	0.16	0.5
Lower Goldwater	0.12	0.5

No measurable rainfall was recorded a Phoenix Sky Harbor International Airport by the National Weather Service.

Date: 08/08/92 - 08/09/92

Time: 0700 - 0700

The storm was centered to the north of the Phoenix metropolitan area within Maricopa County and primarily affected the Towns of Cave Creek and Carefree. Maximum rainfall recorded on a Flood Control District gauge was 0.83 inches in 1 hour. This gauge is located at Horsethief Basin. Other significant rainfall amounts were recorded at:

Gauge	Precip. (in.)	Time Period (hrs.)
Crown King	0.31	0.5
I-17 & State Highway 169	0.35	0.5
Mt. Ord	0.24	1.0
Humbolt Mountain	0.28	0.5
Seven Springs	0.24	4.0

No measurable rainfall was recorded at Phoenix Sky Harbor International Airport by the National Weather Service.

RAINFALL EVENT SUMMARY FOR AUGUST, 1992

**Flood Control District
of
Maricopa County**

Date: 08/09/92 - 08/10/92
Time: 0700 - 0700

The storm was strongest over the northern portion of Maricopa County. Maximum rainfall measured on a Flood Control District gauge was 1.69 inches in 1 hour. This gauge is located on Towers Mountain. Other significant rainfall amounts were recorded at:

Gauge	Precip. (in.)	Time Period (hrs.)
Crown King	1.46	1.0
Turtle People	1.46	4.0
Hassy Bridge	1.10	2.0
Smith Peak	0.51	1.0
Minnehaha	0.39	0.5

No measurable rainfall was recorded at Phoenix Sky Harbor International Airport by the National Weather Service.

RAINFALL EVENT SUMMARY FOR AUGUST, 1992

Flood Control District of Maricopa County

Date: 08/22/92 - 08/23/92
Time: 0700 - 0700

This storm affected all of Maricopa County. The hardest hit cities included Phoenix and Scottsdale, and the Town of Wickenburg. The maximum rainfall recorded on a Flood Control District gauge was 3.23 inches in 24 hours. This gauge is located in Dewey. Other significant recorded rainfall amounts include:

Gauge	Precip. (in.)	Time Period (hrs.)
Upper Skunk Creek	3.19	24
Cooks Mesa	2.72	24
Cave Creek	2.64	24
Seven Springs	2.48	24
Lake Pleasant	2.28	24

Maximum rainfall recorded at Phoenix Sky Harbor International Airport by the National Weather Service was 0.67 inches in 24 hours.

Date: 08/23/92 - 08/24/92
Time: 0700 - 0700

The storm was strongest over the northern portion of Maricopa County and primarily affected the Cities of Scottsdale and Phoenix, and the Town of Wickenburg. The maximum rainfall recorded on a Flood Control District gauge was 1.81 inches in 6 hours. This gauge is located in Dewey. Other significant recorded amounts include:

Gauge	Precip. (in.)	Time Period (hrs.)
Horsethief Basin	1.26	6
Mt. Ord	1.22	6
Sunset Point	1.14	6
Cooks Mesa	1.02	6
Humbolt Mountain	0.98	6

No measurable rainfall was recorded at Phoenix Sky Harbor International Airport by the National Weather Service.

RAINFALL EVENT SUMMARY FOR AUGUST, 1992

Flood Control District
of
Maricopa County

Date: 08/26/92 - 08/27/92
Time: 0700 - 0700

The storm was centered over the western portion of Maricopa County. The maximum rainfall amount measured on a Flood Control District gauge was 1.69 inches in 10 hours. This gauge is located in Crown King. Other significant rainfall amounts were recorded at :

Gauge	Precip. (in.)	Time Period (hrs.)
South Mountain West	.04	24
EMF @ Arizona Ave.	.04	24
Guadalupe FRS	.04	24
Mt. Ord	.04	24

Maximum rainfall recorded at Phoenix Sky Harbor International Airport by the National Weather Service was 0.01 inches in 24 hours.

RAINFALL EVENT SUMMARY FOR SEPTEMBER, 1992

Flood Control District of Maricopa County

Date: 09/13/92 - 09/14/92

Time: 0700 - 0700

The storm was centered over the central and eastern portions of Maricopa County and primarily affected the Cities of Tempe and Phoenix. Maximum rainfall recorded by a Flood Control District gauge was 0.16 inches in 24 hours. This gauge is located in the southern portion of Indian Bend Wash. Additional recorded rainfall amounts included:

Gauge	Precip. (in)	Time Period (hrs.)
South Mountain West	.04	24
EMF @ Arizona Ave.	.04	24
Guadalupe FRS	.04	24
Mt. Ord	.04	24

No measurable rainfall was recorded at Phoenix Sky Harbor International Airport by the National Weather Service.

Date: 09/19/92 - 09/20/92

Time: 0700 - 0700

The storm was heaviest over the west central and northwest portions of Maricopa County; however, the entire County did receive some rainfall. Maximum recorded rainfall from a Flood Control District gauge was 3.23 inches in 24 hours. This gauge is located at the Chrysler Proving Grounds. Additional recorded rainfall amounts include:

Gauge	Precip. (in.)	Time Period (hrs.)
Wittmann	3.11	24
Circle City	1.10	24
McMicken Dam	1.06	24
Adobe Dam	0.91	24

No measurable rainfall was recorded at Phoenix Sky Harbor International Airport by the National Weather Service.

INDEX

ID #	GAUGE NAME	PAGE
5000	Mt. Oatman	6
5050	Gila Bend Mountains	6
5100	Centennial Railroad	6
5110	Saddleback FRS	6
5120	Centennial Levee	6
5130	Upper Tiger Wash	12
5170	Gladden	12
5180	Centennial Wash	12
5190	Smith Peak	12
5200	Buckeye FRS #1	18
5215	Jackrabbit Wash	18
5220	Morristown	18
5230	Sunset FRS	24
5245	Sunnycove FRS	24
5260	Vulture Mine	24
5275	Sols Wash	24
5290	Yarnell Hill	24
5305	Box Canyon	24
5320	O'Brien	30
5335	Minnehaha	30
5340	Towers Mountain	30
5350	Hassy Bridge	30
5365	Wilhoit	30
5380	Mt. Union	30
5400	Agua Fria @ Buckeye	36
5415	White Tanks #3	36
5430	White Tanks East Peak	36
5435	McMicken Floodway	36
5445	McMicken Dam	36
5450	Patton Road	36
5455	Wittmann	42
5460	Chrysler Proving Grounds	42
5475	Circle City	42
5490	Castle Hot Springs	42
5505	New River @ Glendale	42
5510	Dysart @ Bell Road	42
5520	ACDC @ 67th Avenue	42
5535	Adobe Dam	48
5550	Deer Valley Airport	48
5565	Skunk Creek @ I-17	48
5580	Upper Skunk Creek	48
5595	New River @ Bell	48

ID #	GAUGE NAME	PAGE
5610	New River Dam	48
5625	Sunup Ranch	48
5640	Cooks Mesa	54
5650	Lake Pleasant	54
5670	Garfias Mountain Ranch	54
5685	Columbia Hill	54
5700	Horsethief Basin	54
5715	Crown King Test	54
5730	Sunset Point	54
5745	Horseshoe Ranch	60
5760	Horner Mountain Ranch	60
5775	Arizona Hunt Club	60
5790	I-17 and State Highway 169	60
5805	Dewey	60
5820	Prescott Valley	60
5900	Asher Hills	60
5915	McDowell Mountain Park	66
5930	Fraesfield Mountain	66
5945	Thompson Peak	66
5960	Mt. Ord	66
6000	Alvord Park	72
6010	Roeser @ 2nd Street	72
6020	Salt River @ 24th Street	72
6030	Kleinman Park	72
6040	Fitch Park	72
6050	Mountain View Park	72
6060	Spook Hill FRS	72
6100	IBW @ McKellips Road	78
6110	IBW @ Indian Bend	78
6120	IBW Interceptor	78
6130	Thunderbird Academy	78
6140	Sweetwater	78
6150	Paradise Valley Park	78
6160	Lost Dog Wash	78
6200	Durango Complex	84
6210	Phoenix Municipal	84
6220	Thomas & 16th Street	84
6230	Perry Park	84
6240	Papago Park	84
6250	Thomas @ 48th Street	90
6260	Maryvale Municipal Golf	90
6270	City of Glendale	90
6280	Missouri @ 16th Street	90
6290	Paradise Valley Country Club	90
6300	Dreamy Draw	96
6320	ACDC @ 43rd Avenue	96
6330	Cave Creek @ Cactus	96

ID #	GAUGE NAME	PAGE
6340	Greenway Road @ 32nd Avenue	96
6400	Cave Buttes Dam	102
6410	Cave Creek	102
6420	Grapevine Wash	102
6430	Carefree Ranch	102
6440	Humbolt Mountain	102
6450	Seven Springs	102
6500	Guadalupe FRS	108
6510	South Mountain Park	108
6520	Carrage Lane Park	108
6530	Pima Wash	108
6540	Mesa Tower	108
6550	South Mountain West	108
6565	EMF @ Braodway	114
6580	EMF @ Queen Creek	114
6595	EMF @ Arizona Avenue	114
6610	Queen Creek Road	114
6625	Signal Buttes FRS	114
6640	Usery Mountain Park	114
6655	Thunder Mountain	114
6670	Apache FRS	120
6685	Vineyard FRS	120
6700	Rittenhouse FRS	120
6715	Magma FRS	120
6730	Florence Junction	120
6745	Kings Ranch	120
6800	Gila @ State Highway 85	126
6820	White Tanks #4	126
6840	Estrella Park	126
6850	Gila @ Estrella Parkway	126
6860	Holly Acres	132
6880	Waterman Wash	132
6900	Upper Waterman Wash	132
6920	Sauceda Wash	138
6940	Sand Tank Wash	138
6960	Bender Wash	138
6980	Vekol Wash	138