



STATE OF ARIZONA

JANET NAPOLITANO, GOVERNOR

DEPARTMENT OF ADMINISTRATION

BETSEY BAYLESS, DIRECTOR

INVENTORY OF STATE OWNED BUILDING

2003-2004

COMPILED BY:

GENERAL SERVICES DIVISION

BUILDING & PLANNING SERVICES

2003-2004 INVENTORY OF STATE OWNED BUILDING

TABLE OF CONTENTS

INVENTORY RECAPITULATION EXHIBIT A
BUILDING IDENTIFICATION INFORMATION..... EXHIBIT B
BUILDING INVENTORY DISTRICT MAP EXHIBIT C
MARSHALL VALUATION CLASS OF CONSTRUCTION INDICATORS EXHIBIT D

AGENCY

DEPARTMENT OF ADMINISTRATION

GENERAL SERVICES DIVISION 12

DEPARTMENT OF AGRICULTURE 1

ARIZONA HISTORICAL SOCIETY 115

DEPARTMENT OF CORRECTIONS

ARIZONA STATE PRISON COMPLEX-PHOENIX/ASH 24

ARIZONA STATE PRISON COMPLEX-PERRYVILLE..... 25

ARIZONA STATE PRISON COMPLEX-YUMA..... 28

ARIZONA STATE PRISON COMPLEX -LEWIS..... 31

ARIZONA STATE PRISON COMPLEX-FLORENCE	35
ARIZONA STATE PRISON COMPLEX-TUCSON	45
ARIZONA STATE PRISON COMPLEX-PICACHO	52
ARIZONA STATE PRISON COMPLEX-EYMAN	53
ARIZONA STATE PRISON COMPLEX-EYMAN/SMU.....	55
SOUTHERN ARIZONA CORRECTIONAL RELEASE CENTER.....	57
TUCSON---CORRECTIONAL OFFICERS' TRAINING ACADEMY	58
ARIZONA STATE PRISON COMPLEX-FORT GRANT.....	59
ARIZONA STATE PRISON COMPLEX-SAFFORD.....	65
ARIZONA STATE PRISON COMPLEX-DOUGLAS	68
ARIZONA STATE PRISON COMPLEX-DOUGLAS-PAPAGO.....	73
ARIZONA STATE PRISON COMPLEX-WINSLOW.....	74
ARIZONA STATE PRISON COMPLEX-GLOBE.....	76

DEPARTMENT OF JUVENILE CORRECTIONS

ADOBE MOUNTAIN JUVENILE INSTITUTION	167
SOUTHWEST REGIONAL JUVENILE COMPLEX	169
BLACK CANYON JUVENILE INSTITUTION	170
CATALINA MOUNTAIN JUVENILE INSTITUTION	171

SCHOOLS FOR THE DEAF & BLIND

PHOENIX DAY SCHOOL FOR THE DEAF.....	21
ARIZONA SCHOOL FOR THE DEAF & THE BLIND.....	22

DEPARTMENT OF ECONOMIC SECURITY

GROUP HOMES-PHOENIX 3
ARIZONA TRAINING PROGRAM-COOLIDGE 6
ARIZONA TRAINING PROGRAM-TUCSON..... 10
GROUP HOMES-FLAGSTAFF 11
ADMINISTRATION 78
INDUSTRIES FOR THE BLIND..... 79

DEPARTMENT OF EMERGENCY & MILITARY AFFAIRS..... 176

DEPARTMENT OF ENVIRONMENTAL QUALITY

EMISSION CONTROL LABORATORY-PHOENIX..... 77
EMISSION CONTROL LABORATORY-TUCSON..... 77

GAME & FISH DEPARTMENT..... 90

DEPARTMENT OF HEALTH SERVICES

ARIZONA STATE HOSPITAL 164

LAND DEPARTMENT 173

LOTTERY 175

PARKS BOARD 199

PIONEERS' HOME 226

POWER AUTHORITY 198

PRESCOTT HISTORICAL SOCIETY 119

DEPARTMENT OF PUBLIC SAFETY 121

VETERANS' SERVICE COMMISSION 227

VETERANS' MEMORIAL COLISEUM & EXPOSITION CENTER 88

INVENTORY OF BUILDINGS AND/OR STRUCTURES OWNED BY THE STATE OF ARIZONA
SEPTEMBER 30, 2004
EXHIBIT A
PAGE 1 OF 3

AGENCY	NO. OF BUILDINGS	REPLACEMENT COST	FY 2005 BUILDING RENEWAL	FY 2006 BUILDING RENEWAL
ADMINISTRATION				
Capitol Complex	51	314,994,642	3,616,669	4,106,004
Legislative Facilities	10	56,225,589	1,221,100	1,350,791
Tucson	5	42,209,422	439,255	501,472
Judicial	1	43,321,850	294,623	344,890
Mobile Facilities	7	3,345,384	22,751	26,633
RTC Facilities	16	37,950,328	385,983	440,666
AHCCS	2	20,447,865	197,895	226,740
Welcome Center	1	587,429	3,073	3,674
P.L.T.O. Buildings	6	144,480,531	0	0
AGRICULTURE	7	560,454	6,859	7,774
ARIZONA HISTORICAL SOCIETY	19	32,926,112	518,608	580,337
CORRECTION-ARIZONA STATE PRISON COMPLEXES				
ASPC-Phoenix/A.S.H.	10	528,367	3,808	4,440
ASPC-Perryville	51	65,768,354	759,919	863,431
ASPC-Yuma	59	63,484,297	267,222	326,571
ASPC-Lewis	88	154,359,228	414,176	537,986
ASPC-Florence	226	135,662,327	2,193,443	2,452,696
ASPC-Tucson	157	102,791,768	956,881	1,098,573
ASPC-Eyman	51	80,563,576	478,429	565,865
Tucson-C.O.T.A.	18	7,863,145	116,562	131,174

AGENCY	NO. OF BUILDINGS	REPLACEMENT COST	FY 2005 BUILDING RENEWAL	FY 2006 BUILDING RENEWAL
CORRECTION-ARIZONA STATE PRISON COMPLEXES-(continued)				
ASPC-Florence (Picacho)	17	3,143,757	30,444	34,881
ASPC-Eyman/SMU I	7	49,071,122	435,498	501,291
ASPC-Eyman/SMU II	8	46,746,215	215,727	261,077
So. Az. Correctional Release Center (SACRAC)	10	4,056,568	45,921	52,223
ASPC-Safford (Fort Grant)	129	29,355,788	625,491	692,579
ASPC-Safford	61	19,603,392	166,983	192,658
ASPC-Douglas	99	41,475,976	390,436	447,333
ASPC-Douglas (Papago)	16	4,142,007	43,156	49,265
ASPC-Winslow	39	41,603,453	330,616	382,957
ASPC-Phoenix (Globe)	13	9,331,148	50,940	60,678
ECONOMIC SECURITY				
Group Homes-Phoenix	15	5,786,101	65,733	74,742
Az Training Program-Coolidge	82	31,214,405	671,094	743,475
Az Training Program-Tucson	19	12,415,142	192,339	216,133
Group Homes- Flagstaff	1	303,781	5,721	6,392
Administration	48	43,139,040	841,952	931,340
EMERGENCY & MILITARY AFFAIRS	274	157,060,677	1,391,832	1,567,332
ENVIRONMENTAL QUALITY	7	2,926,740	44,043	49,539
GAME & FISH DEPARTMENT	286	33,302,308	388,857	440,085
HEALTH SERVICES				
Arizona State Hospital	49	144,687,258	1,454,421	1,649,009

AGENCY	NO. OF BUILDINGS	REPLACEMENT COST	FY 2005 BUILDING RENEWAL	FY 2006 BUILDING RENEWAL
DEPARTMENT OF JUVENILE CORRECTIONS				
Adobe Mountain Juvenile Institute	33	25,230,710	306,094	347,072
Southwest Regional Juvenile Complex	19	25,375,931	73,313	94,121
Black Canyon Juvenile Institute	11	9,863,580	62,906	73,987
Catalina Mountain Juvenile Institute	21	10,221,548	168,935	189,445
LAND DEPARTMENT	7	1,458,406	16,306	18,554
LOTTERY	2	5,353,651	47,612	54,798
PARKS BOARD	346	80,434,084	1,283,966	1,421,752
PIONEER'S HOME	10	7,906,213	204,676	222,544
POWER AUTHORITY	2	771,605	18,967	20,644
PRESCOTT HISTORICAL SOCIETY	19	7,154,845	139,874	154,193
PUBLIC SAFETY	300	68,790,240	875,224	990,342
SCHOOL FOR THE DEAF & THE BLIND				
Phoenix Day School for the Deaf	20	16,733,874	245,276	276,131
Arizona School for the Deaf & the Blind	34	45,365,163	569,694	641,403
VETERAN'S SERVICE COMMISSION	11	28,600,011	100,610	125,626
VETERAN'S MEMORIAL COLISEUM & EXPOSITION CENTER	33	69,478,519	1,386,806	1,541,033
TOTAL:	2833	2,390,173,931	24,788,720	28,094,349


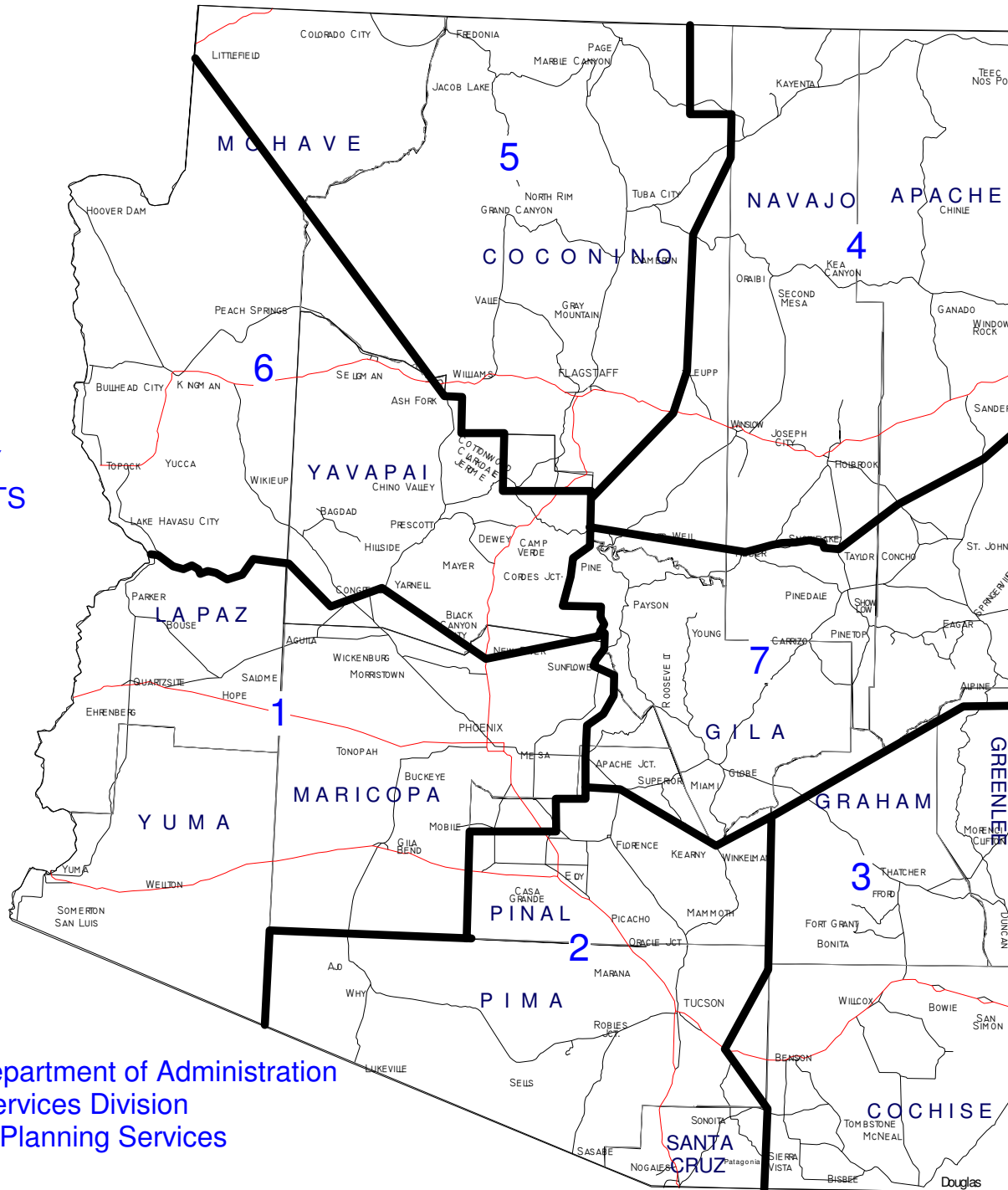
BUILDING IDENTIFICATION INFORMATION

EXHIBIT B

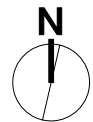
AGENCY	CODE	AGENCY	CODE
DEPARTMENT OF ADMINISTRATION	CG	GAME & FISH DEPARTMENT	GF
CAPITOL MALL – PHOENIX			
TUCSON			
DEPARTMENT OF AGRICULTURE.....	AH	ARIZONA HISTORICAL SOCIETY	HM
		PRESCOTT HISTORICAL SOCIETY	
DEPARTMENT OF CORRECTIONS	DC	DEPARTMENT OF HEALTH SERVICES.....	HS
ARIZONA STATE SCHOOL FOR THE DEAF & BLIND	DB	DEPARTMENT OF JUVENILE CORRECTIONS.....	JC
DEPARTMENT OF ECONOMIC SECURITY	ES	LAND DEPARTMENT	LD
INDUSTRIES FOR THE BLIND			
GENERAL SERVICES			
DDD FACILITIES	CC	ARIZONA LOTTERY	LO
DEPARTMENT OF EMERGENCY & MILITARY AFFAIRS	NG	ARIZONA POWER AUTHORITY	PA
DEPARTMENT OF ENVIRONMENTAL QUALITY.....	EQ	ARIZONA STATE PARKS	PB
FAIR COMMISSION	FC	ARIZONA PIONEER’S HOME	PH
		DEPARTMENT OF PUBLIC SAFETY	HP
		VETERAN’S SERVICE COMMISSION	VA

**NOTE: EACH BUILDING OR STRUCTURE IN THE SEVEN (7) DISTRICTS OF THE STATE OF ARIZONA HAS BEEN
ASSIGNED A KEY NUMBER BASED UPON AGENCY, DISTRICT, LOCATION, AND STRUCTURE NUMBER:
(EXAMPLE: CG-1-001-0010)**

**BUILDING INVENTORY
INSPECTION DISTRICTS**



Arizona Department of Administration
General Services Division
Building & Planning Services



MARSHALL VALUATION CLASS OF CONSTRUCTION INDICATORS

EXHIBIT D

CLASS	FRAME	FLOOR	ROOF	WALLS
A	STRUCTURAL STEEL COLUMNS AND BEAMS FIRE PROOFED WITH MASONARY, CONCRETE, PLASTER OR OTHER INCOMBUSTIBLE MATERIAL	CONCRETE OR CONCRETE COVERED STEEL DECK, FIRE PROOFED	FORMED CONCRETE, PRECAST SLABS, CONCRETE OR GYPSUM ON STEEL DECK, FIRE PROOFED	NON-BEARING CURTAIN WALLS, MASONARY, CONCRETE, METAL AND GLASS PANELS, STONE
B	REINFORCED CONCRETE COLUMNS AND BEAMS	CONCRETE OR CONCRETE COVERED STEEL DECK, FIRE PROOFED	FORMED CONCRETE, PRECAST SLABS, CONCRETE OR GYPSUM ON STELL DECK, FIRE PROOFED	NON-BEARING CURTAIN WALLS, MASONARY, CONCRETE, METAL AND GLASS PANELS, STONE
C	STRUCTURAL STEEL COLUMNS AND BEAMS FIRE PROOFED WITH MASONARY, CONCRETE PLASTER OR OTHER INCOMBUSTIBLE MATERIAL	CONCRETE OR CONCRETE COVERED STEEL DECK, FIRE PROOFED	WOOD OR STEEL JOISTS, WOOD OR STEEL DECKS	BRICK, CONCRETE BLOCK OR TILE MASONARY, TILT UP FORMED CONCRETE
D	WOOD OR STEEL STUDS IN BEARING WALL, WOOD OR STEEL SKELETON FRAME	WOOD OR STEEL FLOOR JOISTS OR SLABS ON GROUND	WOOD OR STEEL JOISTS, WOOD OR STEEL DECKS	ALMOST ANY MATERIAL EXCEPT MASONARY OR CONCRETE. MAY HAVE MASONARY VENEER OVER STEEL OR WOOD FRAMING
S	STEEL – NO FIRE PROTECTION	CONCRETE	STEEL – NO FIRE PROTECTION	STEEL – NO FIRE PROTECTION

	Year Built	/-----Costs-----\ Replacement Renewal Year 1 Renewal Year 2			Square Feet	/-----Classes-----\ Marshall UBC Fire Spklr		
		AH-1-003 Department of Agriculture						
YUMA								
County Seat: Yuma				Latitude:		Longitude:		
0010	Inspection Office	1985	\$210,364	\$2,091	\$2,392	2,304	C	3
0020	Modular Unit 1	1976	\$147,019	\$2,154	\$2,424	1,536	D	5
	Location Totals:	2	\$357,382	\$4,244	\$4,817	3,840		
	District Totals:	2	\$357,382	\$4,244	\$4,817	3,840		
AH-2-001 Department of Agriculture								
NOGALES								
County Seat: Santa Cruz				Latitude:		Longitude:		
0010	Office Building	1978	\$165,468	\$2,251	\$2,541	4,650	C	3
0020	Parking Canopy	1990	\$11,291	\$83	\$96	2,240	S	2N
	Location Totals:	2	\$176,759	\$2,333	\$2,637	6,890		
	District Totals:	2	\$176,759	\$2,333	\$2,637	6,890		

	Year Built	/-----Costs-----\ Replacement			Square Feet	/-----Classes-----\ Marshall UBC Fire Spklr		
		Year 1	Year 2					
AH-3-001 Department of Agriculture		SOLOMON						
County Seat:	Graham	Latitude:	32	48.58	Longitude:	109	35.19	
0030	Pump House	1972	\$4,519	\$76	\$85	80	C	3
	Location Totals:	1	\$4,519	\$76	\$85	80		
AH-3-002 Department of Agriculture		SAN SIMON--ENTRY PORT INSPECTION STATION						
County Seat:	Cochise	Latitude:			Longitude:			
0010	Inspection Office	1986	\$21,794	\$205	\$235	672	D	5
	Location Totals:	1	\$21,794	\$205	\$235	672		
	District Totals:	2	\$26,313	\$281	\$320	752		
AH-4-001 Department of Agriculture		SANDERS-ENTRY PORT INSPECTION STATION						
County Seat:	Apache	Latitude:	35	3.44	Longitude:	109	19.26	
0010	Modular Office	2002				384		
	Location Totals:	1				384		
	District Totals:	1				384		
	Agency	7	\$560,454	\$6,859	\$7,774	11,866		

	Year Built	-----Costs-----\			Square Feet	/-----Classes-----\		
		Replacement	Renewal Year 1	Renewal Year 2		Marshall	UBC	Fire Spklr
CC-1-003 Arizona Training Program		PHOENIX - 4620 N 5TH ST						
County Seat: Maricopa		Latitude:	33	30.27	Longitude:	112	4.00	
0010	Group Housing	1963	\$394,562	\$8,463	\$9,423	2,726	C	3
0020	Day Room	1963	\$117,857	\$2,528	\$2,815	820	D	5
	Location Totals:	2	\$512,419	\$10,991	\$12,238	3,546		
CC-1-004 Arizona Training Program		GLENDALE - 4505 W KALER						
County Seat: Maricopa		Latitude:	33	32.90	Longitude:	112	9.30	
0010	Group Housing	1963	\$484,628	\$10,395	\$11,575	3,433	D	5
	Location Totals:	1	\$484,628	\$10,395	\$11,575	3,433		
CC-1-005 Arizona Training Program		PHOENIX - 111 E MARIPOSA						
County Seat: Maricopa		Latitude:	33	30.50	Longitude:	112	4.27	
0010	Group Housing	1963	\$273,750	\$5,872	\$6,538	4,584	D	5
0020	Garage	1963	\$52,143	\$1,118	\$1,245	841	D	5
	Location Totals:	2	\$325,893	\$6,990	\$7,783	5,425		

	Year Built	/-----Costs-----\ Replacement			Square Feet	/-----Classes-----\ Marshall UBC Fire Spklr		
			Renewal Year 1	Renewal Year 2				
CC-1-006 Arizona Training Program		PHOENIX - 2327 W CAMPBELL						
County Seat:	Maricopa	Latitude:	33 30.14	Longitude:	112 6.58			
0010	Group Housing	1988	\$886,130	\$7,417	\$8,566	4,461	D	5
0020	Day Room	1988	\$180,784	\$1,513	\$1,748	1,020	D	5
0030	Garage	1988	\$62,966	\$527	\$609	840	D	5
	Location Totals:	3	\$1,129,879	\$9,457	\$10,923	6,321		
CC-1-007 Arizona Training Program		PHOENIX - 3043 N 37TH ST						
County Seat:	Maricopa	Latitude:	33 29.00	Longitude:	112 0.12			
0010	Group Housing	1988	\$806,347	\$6,749	\$7,795	4,645	D	5
0020	Garage	1988	\$142,346	\$1,191	\$1,376	820	D	5
	Location Totals:	2	\$948,693	\$7,941	\$9,171	5,465		
CC-1-008 Arizona Training Program		PHOENIX - 1750 E WINDSOR						
County Seat:	Maricopa	Latitude:	33 28.71	Longitude:	112 2.61			
0010	Group Housing	1988	\$910,013	\$7,617	\$8,797	5,114	D	5
0020	Garage	1988	\$145,915	\$1,221	\$1,411	820	D	5
0030	Day Room	1988	\$181,505	\$1,519	\$1,755	1,020	D	5
	Location Totals:	3	\$1,237,433	\$10,358	\$11,962	6,954		

	Year Built	/-----Costs-----\ Replacement Renewal Year 1 Renewal Year 2			Square Feet	/-----Classes-----\ Marshall UBC Fire Spklr		
		CC-1-009 Arizona Training Program	PHOENIX - 3322 E PINCHOT					
County Seat: Maricopa		Latitude: 33	28.93	Longitude: 112	0.57			
0010 Group Housing	1988	\$998,027	\$8,354	\$9,648	5,566	D	5	
0020 Garage	1988	\$149,129	\$1,248	\$1,442	820	D	5	
Location Totals:	2	\$1,147,156	\$9,602	\$11,090	6,386			
District Totals:	15	\$5,786,101	\$65,733	\$74,742	37,530			

Year Built	/-----Costs-----\			Square Feet	/-----Classes-----\		
	Replacement	Renewal Year 1	Renewal Year 2		Marshall	UBC	Fire Spklr

CC-2-001 Arizona Training Program

ARIZONA TRAINING CENTER - COOLIDGE

County Seat: Pinal

Latitude: 32 54.21 Longitude: 111 31.05

0010	Administration Building	1950	\$2,218,158	\$58,020	\$63,068	22,358	C	3
0030	Classroom/Auditorium	1981	\$1,945,849	\$23,413	\$26,556	27,377	C	3
0050	Tumbleweed Lounge	1951	\$154,367	\$4,038	\$4,389	1,840	C	3
0060	PBS Building	1968	\$1,045,860	\$19,697	\$22,005	10,475	B	2
0070	Health Service Building	1951	\$958,856	\$25,081	\$27,263	10,818	C	3
0080	Commissary	1960	\$656,312	\$15,107	\$16,795	7,608	C	3
0090	Service Station	1968	\$148,079	\$2,789	\$3,116	2,225	C	3
0100	Workshop (Furniture)	1966	\$174,379	\$3,467	\$3,867	2,009	B	2
0110	Workshop (Sewing)	1966	\$173,950	\$3,458	\$3,858	2,056	B	2
011A	Storage	1971	\$14,002	\$242	\$271	486	S	2N
0120	Central Kitchen	1956	\$165,118	\$4,146	\$4,601	1,840	C	3
0130	Laundry and Boiler Room	1951	\$529,279	\$13,844	\$15,049	5,237	C	3
0140	Maintenance Building	1951	\$452,199	\$11,828	\$12,857	4,410	C	3
0150	Outside Maintenance Building	1965	\$58,519	\$1,194	\$1,331	1,800	S	2N
0160	HVAC & Plumbing Shops	1965	\$75,015	\$1,530	\$1,706	2,310	S	2N
0190	Sewage Lift Station (Farm)	1950	\$9,694	\$254	\$276	150	D	0
0200	Sewage Disposal System (Farm)	1950	\$454,255	\$11,882	\$12,916	0		0
021A	Water Distribution System	1979	\$88,206	\$1,154	\$1,304	0		0
0220	Wash House (Garbage Cans)	1964	\$32,143	\$673	\$749	456	C	3
0230	Oil Storage Building	1969	\$23,070	\$422	\$472	240	C	3
0250	Ramadas	1971	\$61,407	\$1,060	\$1,187	5,600	S	2N
0270	Greenhouses (2)	1976	\$72,183	\$1,057	\$1,190	1,024	D	5
0280	Snack Bar	1970	\$10,208	\$182	\$203	192	D	5

Year Built	/-----Costs-----\ Replacement Renewal Year 1 Renewal Year 2			Square Feet	/-----Classes-----\ Marshall UBC Fire Spklr		
------------	--	--	--	-------------	--	--	--

CC-2-001 Arizona Training Program

ARIZONA TRAINING CENTER - COOLIDGE

County Seat: Pinal

Latitude: 32 54.21 Longitude: 111 31.05

0290	Lift Station (new)	1972	\$27,193	\$455	\$510	250	D	5
029A	Workshop - Horticulture	1973	\$16,211	\$263	\$295	1,500	S	2N
0300	Dormitory - 40 Oasis Court	1952	\$664,308	\$17,376	\$18,888	5,890	C	3
0310	Dormitory - 50 Oasis Court	1959	\$664,308	\$15,639	\$17,377	5,890	C	3
0320	Desert Sun Central	1962	\$1,102,685	\$24,228	\$26,963	10,390	C	3
0330	Office/Storage Mesquite	1957	\$936,122	\$23,017	\$25,552	8,300	C	3
0340	Storage-Ironwood	1957	\$1,102,685	\$27,112	\$30,098	8,300	C	3
0350	Dormitory - 10 Oasis Court	1962	\$855,761	\$18,803	\$20,925	7,490	C	3
0360	Dormitory - 20 Oasis Court	1962	\$855,761	\$18,803	\$20,925	7,490	C	3
0370	Dormitory - 30 Oasis Court	1952	\$855,761	\$22,384	\$24,331	5,890	C	3
0380	Dormitory - 40 Sandstone Court	1962	\$664,308	\$14,596	\$16,244	5,890	C	3
0390	Dormitory - 50 Sandstone Court	1962	\$664,308	\$14,596	\$16,244	7,209	C	3
0400	Day Program - Roadrunner	1961	\$936,799	\$21,073	\$23,439	9,788	C	3
0410	Storage-Sandpiper	1961	\$904,200	\$20,340	\$22,624	8,306	C	3
0420	Dormitory - 10 Sandstone Court	1959	\$1,015,071	\$23,896	\$26,552	8,306	C	3
0430	Day Program - Desert Sun South	1957	\$855,761	\$21,041	\$23,358	7,634	C	3
0440	Day Program - Desert Sun Southeast	1962	\$855,761	\$18,803	\$20,925	7,634	C	3
0450	Dormitory - 30 Sandstone Court	1963	\$664,308	\$14,249	\$15,866	5,890	C	3
0460	Dormitory - 20 Sandstone Court	1961	\$1,543,763	\$34,727	\$38,626	13,612	C	3
0500	Group Residence-101 Circle Dr	1950	\$160,722	\$4,204	\$4,570	3,084	C	3
0510	Group Residence-102 Circle Dr	1950	\$144,916	\$3,791	\$4,120	2,184	C	3
0520	Group Residence-103 Circle Dr	1961	\$88,618	\$1,993	\$2,217	1,745	C	3
0530	Group Residence-104 Circle Dr	1961	\$117,881	\$2,652	\$2,949	2,592	C	3

Year Built	/-----Costs-----\ Replacement Renewal Year 1 Renewal Year 2			Square Feet	/-----Classes-----\ Marshall UBC Fire Spklr		
------------	--	--	--	-------------	--	--	--

CC-2-001 Arizona Training Program

ARIZONA TRAINING CENTER - COOLIDGE

County Seat: Pinal

Latitude: 32 54.21 Longitude: 111 31.05

0540	Group Residence-105 Circle Dr	1961	\$117,881	\$2,652	\$2,949	1,824	C	3	
0550	Residence 6	1961	\$90,258	\$2,030	\$2,258	1,540	C	3	
0560	Residence 11	1961	\$79,338	\$1,785	\$1,985	1,250	C	3	
0570	Residence 12	1961	\$76,039	\$1,710	\$1,903	1,170	C	3	
0580	Residence 13	1961	\$79,338	\$1,785	\$1,985	1,230	C	3	
0590	Residence 14	1961	\$79,338	\$1,785	\$1,985	1,230	C	3	
0600	Residence 15	1961	\$79,338	\$1,785	\$1,985	1,230	C	3	
0610	Residence 25/26	1961	\$90,464	\$2,035	\$2,263	1,637	C	3	
0630	Residence 24	1961	\$31,726	\$714	\$794	495	C	3	
0640	Residence 23	1961	\$31,726	\$714	\$794	495	C	3	
0650	Residence 22	1961	\$53,107	\$1,195	\$1,329	495	C	3	
0660	Residence 21	1961	\$53,108	\$1,195	\$1,329	686	C	3	
0670	Residence 20	1961	\$46,077	\$1,036	\$1,153	495	C	3	
0680	Residence 19	1961	\$45,331	\$1,020	\$1,134	686	C	3	
0690	Residence 18	1961	\$45,331	\$1,020	\$1,134	686	C	3	
0700	Residence 17	1961	\$72,323	\$1,627	\$1,810	686	C	3	
0710	Residence 16	1966	\$95,093	\$1,890	\$2,109	1,080	D	5	
0720	Residence-107 Cottonwood Lane	1964	\$95,093	\$1,990	\$2,217	2,212	C	3	
0730	Residence-110 Cottonwood Lane	1964	\$110,254	\$2,307	\$2,571	2,212	C	3	
0740	Residence-109 Cottonwood Lane	1964	\$95,093	\$1,990	\$2,217	2,212	C	3	
0750	Residence-108 Cottonwood Lane	1964	\$127,773	\$2,674	\$2,979	2,212	C	3	
0760	Central Receiving Warehouse	1976	\$572,523	\$8,386	\$9,441	9,000	S	2N	Y
0770	Learning Center - Desert Sun North	1980	\$744,910	\$9,353	\$10,590	5,657	D	5	Y

Year Built	/-----Costs-----\ Replacement Renewal Year 1 Renewal Year 2			Square Feet	/-----Classes-----\ Marshall UBC Fire Spklr		
------------	--	--	--	-------------	--	--	--

CC-2-001 Arizona Training Program

ARIZONA TRAINING CENTER - COOLIDGE

County Seat: Pinal

Latitude: 32 54.21 Longitude: 111 31.05

0790	Fire Station	1980	\$308,328	\$3,871	\$4,383	2,464	C	3	Y
0800	Water System Well No. 4	1970	\$155,952	\$2,774	\$3,104			0	
0810	Storage Cover	1976	\$6,858	\$100	\$113			0	
0900	Water Well 1	1970	\$271,311	\$4,826	\$5,400	0		0	
0910	Water Well 2	1970	\$141,327	\$2,514	\$2,813	0		0	
0920	Water Well 3	1978	\$1,062,796	\$14,456	\$16,318	0		0	
0930	Water Well 4	1970	\$131,998	\$2,348	\$2,627	0		0	
0940	Water Well 5	1970	\$610,241	\$10,854	\$12,145	0		0	
0950	Sewage Treatment Plant	1978	\$24,712	\$336	\$379	0		0	
	Location Totals:	78	\$30,843,306	\$663,329	\$734,823	298,659			

CC-2-002 Arizona Training Program

ARIZONA TRAINING CENTER - COOLIDGE FARM

County Seat: Pinal

Latitude: 32 53.69 Longitude: 111 31.73

0800	Residence	1964	\$67,181	\$1,406	\$1,566	1,036	C	3	
0810	Residence	1964	\$69,210	\$1,448	\$1,614	1,036	C	3	
0820	Residence	1964	\$69,210	\$1,448	\$1,614	1,036	C	3	
0830	Equipment and Storage Building	1964	\$165,497	\$3,463	\$3,859	3,200	S	2N	
	Location Totals:	4	\$371,099	\$7,765	\$8,652	6,308			

	Year Built	/-----Costs-----\ Replacement Renewal Year 1 Renewal Year 2			Square Feet	/-----Classes-----\ Marshall UBC Fire Spklr		
		CC-2-004 Arizona Training Program						
SOUTHERN AZ TRAINING CENTER - TUCSON								
County Seat:	Pima	Latitude:	32	12.00	Longitude:	110	53.39	
0010	Administration Building	1973	\$1,378,626	\$22,358	\$25,087	12,602	B	2
0020	Kitchen and Dining	1981	\$789,293	\$9,497	\$10,772	5,420	B	2
0030	Training and Activity Building (west)	1971	\$1,112,402	\$19,204	\$21,507	10,188	B	2
0040	Dead File Storage Building	1971	\$672,740	\$11,614	\$13,007	5,700	C	3
0050	Dormitory (2)	1971	\$672,740	\$11,614	\$13,007	5,700	C	3
0060	Infirmery (3)	1971	\$771,679	\$13,322	\$14,920	5,700	C	3
0070	Building 4	1971	\$606,447	\$10,469	\$11,725	6,590	C	3
0080	Habilitation Services (5)	1973	\$807,493	\$13,095	\$14,694	6,842	C	3
0090	Dormitory (6)	1973	\$602,874	\$9,777	\$10,970	6,842	C	3
0100	Building 8	1973	\$638,355	\$10,352	\$11,616	6,842	C	3
0110	Family Support Unit	1973	\$650,991	\$10,557	\$11,846	6,842	C	3
0120	Maintenance Shop	1973	\$309,730	\$5,023	\$5,636	3,193	C	3
0130	Training and Activity Building (East)	1972	\$1,121,240	\$18,770	\$21,041	10,262	B	2
0140	Vocation Building.	1982	\$1,959,436	\$22,551	\$25,627	18,311	C	3
0160	Swimming Pool	1976	\$101,507	\$1,487	\$1,674	0		0
0170	Bathhouse	1984	\$158,690	\$1,660	\$1,895	1,614	C	3
0230	Paint Storage Building	1972	\$22,910	\$384	\$430	288	C	3
0240	Ramada	1976	\$14,792	\$217	\$244	720	S	2N
0260	Dry Storage Building	1972	\$23,198	\$388	\$435	720	D	5
	Location Totals:	19	\$12,415,142	\$192,339	\$216,133	114,376		
	District Totals:	101	\$43,629,547	\$863,434	\$959,608	419,343		

	Year Built	-----Costs-----\			Square Feet	/-----Classes-----\		
		Replacement	Renewal Year 1	Renewal Year 2		Marshall	UBC	Fire Spklr
CC-5-001	Arizona Training Program							
	FLAGSTAFF - 5241 DUQUENSE							
County Seat:	Coconino	Latitude:	35	11.62	Longitude:	111	35.07	
0010	Group Home	1968	\$303,781	\$5,721	\$6,392	2,200	D	5
	Location Totals:		1	\$303,781	\$5,721	\$6,392	2,200	
	District Totals:		1	\$303,781	\$5,721	\$6,392	2,200	
	Agency		117	\$49,719,430	\$934,888	\$1,040,741	459,073	

	Year Built	/-----Costs-----\ Replacement Renewal Year 1 Renewal Year 2			Square Feet	/-----Classes-----\ Marshall UBC Fire Spklr		
CG-1-001 Department of Administration		PHOENIX						
County Seat: Maricopa		Latitude: 33	26.93	Longitude: 112	5.66			
0010 Office Building 024 1937 W. Jefferson	1978	\$620,124	\$8,435	\$9,521	7,540	D	5	Y
0020 Office Building 042 1937D W. Jefferson	1978	\$181,912	\$2,474	\$2,793	2,100	D	5	
0030 Office Building 043 1937E W. Jefferson	1978	\$181,912	\$2,474	\$2,793	2,035	D	5	N
0060 Pesticide Storage Bldg. 125 1850 W. Jackson	1995	\$3,145	\$15	\$18	80	D	5	N
1010 Office Building 002 1818 W. Adams	1993	\$2,060,657	\$11,858	\$14,062	18,085	C	3	Y
1020 State Office Building 134 250 N. 17th Ave.	2004	\$40,458,326	\$0	\$23,007	72,550	B	1	Y
1030 Office Building 003 1740 W. Adams	1973	\$13,233,112	\$214,605	\$240,800	84,886	B	2	Y
1040 Mechanical Building 004 1740M W. Adams	1975	\$175,646	\$2,665	\$2,996	2,024	C	3	N
1050 Office Building 094 14 N. 18th Avenue	1966	\$491,643	\$9,773	\$10,903	2,500	C	3	N
1060 Office Building 011 1700T W. Washington	1974	\$33,080,892	\$519,175	\$583,155	205,901	A	2	Y
1070 Office Building 026 1831 W. Jefferson	1969	\$3,366,413	\$61,638	\$68,915	20,327	C	3	Y
1080 Office Building 027 1789 W. Jefferson	1991	\$37,724,685	\$256,557	\$300,330	556,511	A	2	Y
1090 Office Building 034 1805 W. Madison	1983	\$166,015	\$1,824	\$2,077	2,027	C	3	N
1100 Office Building 035 1802 W. Jackson	1984	\$728,278	\$7,620	\$8,697	8,892	C	3	N
1110 Office Building 033 1850 W. Jackson	1938	\$218,169	\$5,707	\$6,203	5,510	D	5	N
1120 Office Building 091 1801 W. Madison	2000	\$434,385	\$909	\$1,235	4,023	C	3	Y
1130 Parking Canopy 105 1801P W. Madison	2000	\$46,316	\$97	\$132	1,260	S	2N	N
1140 Office Building 093 1840 W. Jackson	2000	\$1,079,754	\$2,259	\$3,070	10,000	C	3	Y
1150 Compound Canopy 109 1840P W. Jackson	2000	\$127,037	\$266	\$361	3,456	S	2N	N
2000 Office Building 001 1600 W. Monroe	1988	\$25,514,576	\$213,562	\$246,651	201,806	B	2	Y
2010 Parking Garage 049 1600G W. Monroe	1988	\$3,327,987	\$27,856	\$32,172	169,000	B	2	Y
2020 Office Building 006 1688 W. Adams	1927	\$7,584,898	\$198,397	\$215,658	43,609	B	2	Y
2030 Office Building 007 1624 W. Adams	1961	\$7,584,898	\$170,622	\$189,779	44,344	B	2	P

	Year Built	-----Costs-----\			Square Feet	/-----Classes-----\		
		Replacement	Renewal Year 1	Renewal Year 2		Marshall	UBC	Fire Spklr
CG-1-001 Department of Administration								
County Seat: Maricopa								
		PHOENIX						
		Latitude: 33	26.93	Longitude:	112	5.66		
2040 Office Building 008 1616 W. Adams	1961	\$12,779,043	\$287,463	\$319,739	90,000	B	2	Y
2050 Parking Canopy 096 1616P W. Adams	1971	\$48,215	\$832	\$932	5,832	S	2N	
2060 Parking Canopy 095 1616P W. Adams	1971	\$48,215	\$832	\$932	5,832	S	2N	
2070 Parking Canopy 097 1616P W. Adams	1981	\$10,271	\$124	\$140	1,260	S	2N	
210A Office Building 038 1510 W. Adams	1976	\$7,502,451	\$109,895	\$123,722	28,644	B	2	Y
210B Office Building 010 1520 W. Adams	1976	\$8,368,119	\$122,575	\$137,997	28,641	B	2	Y
211A Mechanical Building 009 1510M W. Adams	1994	\$767,192	\$4,013	\$4,799	3,066	B	3	
211B Generator Building 009 1510M W. Adams	1988	\$314,310	\$2,631	\$3,038	384	B	3	N
2120 Bolin Plaza 044 1600 W. Washington	1982	\$505,131	\$5,814	\$6,607	200	B	2	N
2130 Office Building 028 1645 W. Jefferson	1973	\$12,572,791	\$203,896	\$228,785	66,308	B	2	Y
2140 Office Building 029 1601 W. Jefferson	1971	\$11,686,516	\$201,751	\$225,948	64,569	B	2	Y
214A Mechanical Building 030 1601M W. Jefferson	1971	\$573,157	\$9,895	\$11,081	1,914	C	3	
2150 Office Building 046 1502 W. Washington	1990	\$2,537,682	\$18,586	\$21,646	28,910	B	2	Y
2160 Office Building 031 1535 W. Jefferson	1972	\$12,572,791	\$210,473	\$235,934	93,518	B	2	Y
2170 Parking Garage 041 1535G W. Jefferson	1989	\$5,518,915	\$43,307	\$50,213	199,332	B	2	Y
2180 Office Building 036 1522 W. Jackson	2000	\$1,225,063	\$2,564	\$3,483	4,870	C	3	Y
218A Gas Canopy 036 1522 W. Jackson	1999	\$875,885	\$2,291	\$2,988	4,318	S	2N	
218B Car Wash/Detail Canopy 036 1522 W. Jackson	2000	\$190,188	\$398	\$541	1,478	S	2N	N
2190 Office Building 037 1537 W. Jackson	1978	\$782,447	\$10,643	\$12,013	12,000	C	3	N
2200 Storage Canopy 133 1537C W. Jackson	2001	\$211,367	\$332	\$481	14,400	S	2N	N
3000 Office Building 015 1400 W. Washington	1976	\$9,171,955	\$134,349	\$151,253	62,449	A	2	Y
3010 Mechanical Building 016 1400M W Washington	1976	\$481,399	\$7,051	\$7,939	1,824	C	3	
3020 Office Building 017 1300 W. Washington	1979	\$5,980,222	\$78,212	\$88,417	60,180	C	2	Y

Year Built	-----Costs-----			Square Feet	-----Classes-----				
	Replacement	Renewal Year 1	Renewal Year 2		Marshall	UBC	Fire Spklr		
CG-1-001 Department of Administration		PHOENIX							
County Seat: Maricopa		Latitude:	33 26.93	Longitude:	112 5.66				
3030	Office Building 019 1200 W. Washington	1980	\$4,482,487	\$56,279	\$63,724	41,726	B	2	Y
3040	Mechanical Building 018 1200M W. Washington	1980	\$830,431	\$10,426	\$11,806	2,263	B	2N	Y
3050	Office Building 021 15 S. 15th Avenue	1986	\$22,186,590	\$208,919	\$239,712	141,513	B	2	Y
3060	Parking Garage 040 15G S. 15th Avenue	1986	\$3,327,987	\$31,338	\$35,957	114,600	B	2	Y
3070	Office Building 022 1275 W. Washington	1981	\$11,053,042	\$132,992	\$150,848	101,741	B	2	Y
Location Totals:		51	\$314,994,642	\$3,616,669	\$4,106,004	2,650,238			
CG-1-002 Department of Administration		PHOENIX - PLTO BUILDING							
County Seat: Maricopa		Latitude:		Longitude:					
0010	Office Building 300 100 N. 15th Avenue	2002	\$38,624,869	\$0	\$0	183,841	A	2	Y
0020	Parking Garage 301 100G N. 15th Avenue	2002	\$8,659,190	\$0	\$0	195,298	A	1	Y
1010	Office Building 302 1110 W. Washington	2002	\$55,387,627	\$0	\$0	275,108	A	2	Y
1020	Parking Garage/Office 303 1010 W. Washington	2002	\$9,084,726	\$0	\$0	363,967	A	1	Y
2010	State Office Building 304 151 N. 18th Ave	2003	\$24,071,782	\$0	\$0	176,171	B	1	Y
2020	Parking Garage 305 150 N. 18th Ave	2003	\$8,652,336	\$0	\$0	301,135	B	1	Y
Location Totals:		6	\$144,480,531	\$0	\$0	1,495,520			

	Year Built	-----Costs-----			Square Feet	-----Classes-----		
		Replacement	Renewal Year 1	Renewal Year 2		Marshall	UBC	Fire Spklr
CG-1-003 Department of Administration		LEGISLATURE						
County Seat: Maricopa		Latitude: 33	26.89	Longitude:	112	5.76		
0010 State Capital Museum 039 1700 W. Washington	1898	\$7,710,638	\$201,686	\$219,233	49,760	C	3	Y
0020 State Capitol Archive 012 1700L W. Washington	1919	\$2,863,095	\$74,890	\$81,405	18,600	B	2	P
0030 State Capitol Justice 012 1700L W. Washington	1938	\$4,405,218	\$115,227	\$125,251	53,600	B	2	P
0040 House of Representatives 013 1700H W. Washington	1957	\$14,996,887	\$368,735	\$409,343	80,160	B	2	P
0050 State Senate 014 1700S W. Washington	1957	\$14,996,887	\$368,735	\$409,343	80,160	B	2	P
0060 Office Building 025 1919 W. Jefferson	1991	\$4,854,850	\$33,017	\$38,650	51,778	B	2	Y
0070 Office Building 005 1716 W. Adams	1991	\$1,467,660	\$9,981	\$11,684	11,183	C	3	P
0080 Office Building 023 1101 W. Washington	1986	\$2,218,657	\$20,892	\$23,971	9,925	D	5	P
0100 Office Building 047 1108 W. Washington	1988	\$1,042,262	\$8,724	\$10,076	3,940	C	5	Y
0110 Library for the Blind 32nd St 1030 N. 32nd Street	1982	\$1,669,434	\$19,214	\$21,834	20,663	B	3	Y
Location Totals:	10	\$56,225,589	\$1,221,100	\$1,350,791	379,769			
CG-1-005 Department of Administration		JUDICIAL						
County Seat: Maricopa		Latitude: 33	26.85	Longitude:	112	5.52		
0010 Arizona State Courts 020 1501 W. Washington	1991	\$43,321,850	\$294,623	\$344,890	257,207	A	1	Y
Location Totals:	1	\$43,321,850	\$294,623	\$344,890	257,207			

Year Built	-----Costs-----\			Square Feet	/-----Classes-----\			
	Replacement	Renewal Year 1	Renewal Year 2		Marshall	UBC	Fire Spklr	
CG-1-007 Department of Administration		MOBILE - COP						
County Seat: Maricopa		Latitude: 33 1.59		Longitude: 112 22.87				
0010	1991	\$583,667	\$3,969	\$4,647	4,025	C	3	
0020	1991	\$839,473	\$5,709	\$6,683	5,789	C	3	
0030	1991	\$1,497,375	\$10,183	\$11,921	41,304	S	2N	
0040	1991	\$70,149	\$477	\$558	1,935	S	2N	
0050	1991	\$155,352	\$1,057	\$1,237	4,285	S	2N	
0060	1991	\$79,697	\$542	\$634	2,198	S	2N	
0070	1991	\$119,671	\$814	\$953		C	0	
Location Totals:		7	\$3,345,384	\$22,751	\$26,633	59,536		
CG-1-010 Department of Administration		RTC - SUN CITY - 11101 W PEORIA						
County Seat: Maricopa		Latitude: 33 34.80		Longitude: 112 17.96				
0010	Office Building 11101 W. Peoria	1980	\$393,843	\$4,945	\$5,599	6,163	C 3 N	
0020	Fuel Pump Canopy 11101 W. Peoria	1980	\$11,207	\$141	\$159	820	S 2N N	
0030	West Parking Canopy 11101 W. Peoria	1980	\$29,797	\$374	\$424	2,180	S 2N N	
0040	South Parking Canopy 11101 W. Peoria	1980	\$29,253	\$367	\$416	2,140	S 2N N	
0050	North Parking Canopy 11101 W. Peoria	1980	\$9,842	\$124	\$140	720	S 2N N	
Location Totals:		5	\$473,943	\$5,950	\$6,738	12,023		

	Year Built	/-----Costs-----\ Replacement Renewal Year 1 Renewal Year 2			Square Feet	/-----Classes-----\ Marshall UBC Fire Spklr			
		<p>CG-1-011 Department of Administration RTC - 2190 N 44TH STREET</p> <p>County Seat: Maricopa Latitude: 33 28.64 Longitude: 111 59.34</p>							
0010	Office Building 078 2190 N. 44th Street	1989	\$16,760,006	\$131,517	\$152,489	111,296	C	3	Y
0020	Parking Garage 088 2190G N. 44th Street	1989	\$5,839,128	\$45,820	\$53,127	128,010	B	2	P
	Location Totals:	2	\$22,599,133	\$177,337	\$205,616	239,306			
<p>CG-1-013 Department of Administration RTC - DOUBLETREE RANCH ROAD</p> <p>County Seat: Maricopa Latitude: 33 34.12 Longitude: 111 52.51</p>									
0010	Office Building 083 9545 E. Doubletree Ranch Road	1988	\$1,564,414	\$13,094	\$15,123	11,737	C	3	Y
0020	Office Building 080 9535 E. Doubletree Ranch Road	1988	\$2,337,454	\$19,565	\$22,596	21,049	C	3	Y
	Location Totals:	2	\$3,901,867	\$32,659	\$37,720	32,786			
<p>CG-1-015 Department of Administration RTC - AG LAB - 2422 W HOLLY</p> <p>County Seat: Maricopa Latitude: 33 28.86 Longitude: 112 6.63</p>									
0010	Office Building 082 2422 W. Holly	1968	\$4,816,318	\$90,705	\$101,336	22,367	C	3	
0020	AG. Lab - Trailer 1 123 2422 W. Holly	1975	\$28,788	\$437	\$491	720	D	5	N
0030	AG. Lab - Trailer 2 122 2422 W. Holly	1980	\$11,262	\$141	\$160	240	D	5	N
	Location Totals:	3	\$4,856,368	\$91,284	\$101,987	23,327			

	Year Built	/-----Costs-----\ Replacement Renewal Year 1 Renewal Year 2			Square Feet	/-----Classes-----\ Marshall UBC Fire Spklr		
		CG-1-016 Department of Administration RTC - 417 W ROOSEVELT						
County Seat:	Maricopa	Latitude:	33	27.54	Longitude:	112	4.77	
0010	Office Building 077 417 W. Roosevelt	1920	\$840,069	\$21,974	\$23,885	4,355	D	5 N
	Location Totals:		\$840,069	\$21,974	\$23,885	4,355		
CG-1-017 Department of Administration RTC - ALEOAC - 2543 E UNIVERSITY								
County Seat:	Maricopa	Latitude:	33	25.39	Longitude:	112	1.46	
0010	Office Building 2543 E. University	1974	\$2,784,835	\$43,706	\$49,092	24,320	C	3 Y
0020	Parking Canopy 2543 E. University	1993	\$49,180	\$283	\$336	3,600	S	2N N
	Location Totals:		\$2,834,015	\$43,989	\$49,427	27,920		
CG-1-018 Department of Administration COP - AHCCCS								
County Seat:	Maricopa	Latitude:	33	26.83	Longitude:	112	3.81	
0010	State Office Building 701 E. Jefferson	1986	\$10,223,933	\$96,273	\$110,463	80,840	B	2 Y
0020	State Office Building 801 E. Jefferson	1985	\$10,223,933	\$101,622	\$116,277	80,840	B	2 Y
	Location Totals:		\$20,447,865	\$197,895	\$226,740	161,680		
	District Totals:		\$618,321,255	\$5,726,231	\$6,480,430	5,343,667		

	Year Built	/-----Costs-----\ Replacement			Square Feet	/-----Classes-----\ Marshall UBC Fire Spklr		
		Year 1	Year 2					
CG-2-001 Department of Administration		TUCSON - W CONGRESS						
County Seat: Pima		Latitude: 32	13.33	Longitude:	110	55.63		
0010	Office Building 052 416 W. Congress	1957	\$6,397,692	\$157,303	\$174,626	37,334	B	2
0020	Office Building 053 402 W. Congress	1980	\$6,569,760	\$82,485	\$93,397	49,166	B	2 Y
0030	Mechanical Building 111 400M W. Congress	1980	\$103,946	\$1,305	\$1,478	825	B	2 Y
0050	Office Building 054 400 W. Congress	1991	\$26,781,605	\$182,136	\$213,211	242,383	B	2 Y
0060	Parking Garage 112 400G W. Congress	1991	\$2,356,420	\$16,026	\$18,760	105,781	B	2
	Location Totals:	5	\$42,209,422	\$439,255	\$501,472	435,489		
	District Totals:	5	\$42,209,422	\$439,255	\$501,472	435,489		
CG-4-001 Department of Administration		WELCOME CENTER - COP						
County Seat: Apache		Latitude: 35	21.18	Longitude:	109	3.46		
0010	Welcome Center I 40 Lupton Exit	1994	\$587,429	\$3,073	\$3,674	3,058	B	2
	Location Totals:	1	\$587,429	\$3,073	\$3,674	3,058		
	District Totals:	1	\$587,429	\$3,073	\$3,674	3,058		

	Year Built	-----Costs-----\			Square Feet	/-----Classes-----\		
		Replacement	Renewal Year 1	Renewal Year 2		Marshall	UBC	Fire Spklr
CG-6-001 Department of Administration								
County Seat: Mohave					Latitude: 35 11.36	Longitude: 114 3.06		
0010 Office Building 079 519 E. Beale Street	1994	\$2,444,934	\$12,790	\$15,293	19,538	C	3	Y
Location Totals:	1	\$2,444,934	\$12,790	\$15,293	19,538			
District Totals:	1	\$2,444,934	\$12,790	\$15,293	19,538			
Agency	99	\$663,563,040	\$6,181,349	\$7,000,870	5,801,752			
		RTC - KINGMAN - 519 E BEALE ST						

	Year Built	/-----Costs-----\ Replacement Renewal Year 1 Renewal Year 2			Square Feet	/-----Classes-----\ Marshall UBC Fire Spklr		
DB-1-001 Arizona State School for Deaf & Blind								
		PHOENIX DAY SCHOOL						
County Seat: Maricopa		Latitude: 33	33.00	Longitude: 112	5.99			
0030 Classroom (West)	1971	\$606,368	\$10,468	\$11,724	5,444	C	3	
0070 Classroom (North)	1972	\$705,717	\$11,814	\$13,243	4,044	C	3	
0090 Custodial Storage Building	1965	\$8,644	\$176	\$197	222	C	3	
0100 Classroom (East)	1974	\$573,389	\$8,999	\$10,108	3,741	C	3	
0110 Cafetorium/Evaluation Ctr	1975	\$1,795,219	\$27,235	\$30,626	9,924	B	2	
0140 Transportation/ Warehouse	2001	\$255,560	\$401	\$581	2,900	D	5	
0160 Student Health Ctr	1965	\$164,114	\$3,348	\$3,733	1,371	C	3	
0170 Sports and Performing Arts Center	1983	\$3,862,508	\$42,433	\$48,321	27,393	C	3	Y
0180 High School Bldg	1978	\$1,384,471	\$18,831	\$21,257	5,076	C	3	
0190 Multi-Purpose Court	1978	\$90,477	\$1,231	\$1,389	14,880		0	
0200 Pre-Vocational School	1980	\$1,299,192	\$16,312	\$18,470	10,697	C	3	Y
0210 Shop - Maint - Garage	1981	\$101,024	\$1,216	\$1,379	1,750	D	5	
0220 Library/Administration	1979	\$961,419	\$12,574	\$14,214	8,000	C	3	
0230 Classroom/Office Building (A)	1955	\$2,235,409	\$57,302	\$63,558	12,416	C	3	
0240 Classroom Modular	1997	\$588,219	\$2,154	\$2,676	5,408	D	5	
0250 Classroom Building (B)	1968	\$955,651	\$17,998	\$20,107	7,952	C	3	
0270 Classroom Building (C)	1978	\$533,588	\$7,258	\$8,192	4,440	C	3	
0290 TCTC Building	1980	\$382,664	\$4,804	\$5,440	3,800	C	3	
0300 8k Gal. Aboveground Fuel Tank & Pump	1998	\$102,329	\$321	\$407	250		0	
0310 CNG Fuel Station	1998	\$127,911	\$401	\$509	2,500		0	
Location Totals:	20	\$16,733,874	\$245,276	\$276,131	132,208			
District Totals:	20	\$16,733,874	\$245,276	\$276,131	132,208			

	Year Built	/-----Costs-----\ Replacement			Square Feet	/-----Classes-----\ Marshall UBC Fire Spklr		
		Year 1	Year 2					
DB-2-001 Arizona State Schools for Deaf & Blind								
County Seat: Pima								
		Latitude: 32	13.93	Longitude: 110	59.25			
		TUCSON SCHOOL						
0010 Agency Administration Building	1961	\$730,037	\$16,422	\$18,266	4,466	C	3	
0020 Instructional Technology Offices	1935	\$178,481	\$4,668	\$5,075	2,109	C	3	
0030 Guest Room	1935	\$61,821	\$1,617	\$1,758	783	C	3	
0060 Residence Hall (Maricopa)	1954	\$1,411,439	\$36,919	\$40,131	10,344	C	3	
0070 Residence Hall (Navajo)	1971	\$2,006,685	\$34,642	\$38,797	10,209	C	3	Y
0090 Residence Hall (Apache)	1973	\$1,587,871	\$25,751	\$28,894	10,320	C	3	P
0100 Residence Hall (Pima.)	1954	\$1,764,301	\$46,149	\$50,164	14,263	C	3	
0120 Classroom (Kachina)	1963	\$828,966	\$17,780	\$19,798	7,594	C	3	
0130 Security Office	1961	\$43,273	\$973	\$1,083	384	C	3	
0140 Swimming Pool	1962	\$308,744	\$6,784	\$7,549			0	
0150 Athletic Complex	2000	\$6,564,068	\$13,736	\$18,663	40,862	C	3	
0160 Residence Hall (Palo Verde)	1957	\$805,055	\$19,794	\$21,974	6,589	C	3	
0170 Vocational Building	1952	\$2,110,566	\$55,206	\$60,009	7,360	C	3	
0180 Residence Hall (Manzanita)	1960	\$882,145	\$20,305	\$22,573	7,156	C	3	
0190 Student Health Ctr	1949	\$805,055	\$21,058	\$22,890	4,685	C	3	
0200 Drivers QTS/Auto Maint.	1990	\$146,819	\$1,075	\$1,252	3,842	C	3	
020A Spray Booth	1976	\$26,450	\$387	\$436	755	S	2N	
0210 Transportation Office	1932	\$90,258	\$2,361	\$2,566	1,374	C	3	
0220 Residence Hall (Ocotillo)	1958	\$928,309	\$22,339	\$24,810	6,141	C	3	
0230 Residence Hall (Saguaro & Yucca)	1961	\$1,256,854	\$28,273	\$31,447	8,774	C	3	
0250 Maint. Bldg. (North)	1990	\$195,766	\$1,434	\$1,670	3,600	S	2N	
0260 Dining/Kitchen/Warehouse	1990	\$4,894,102	\$35,844	\$41,745	30,000	C	3	
0270 Vocational Building Annex	1967	\$1,206,151	\$23,346	\$26,063	9,900	C	3	

	Year Built	-----Costs-----\			Square Feet	/-----Classes-----\		
		Replacement	Renewal Year 1	Renewal Year 2		Marshall	UBC	Fire Spklr
DB-2-001	Arizona State Schools for Deaf and Blind		TUCSON SCHOOL					
County Seat: Pima	Latitude: 32	13.93	Longitude: 110	59.25				
0320 Administration Annex	1973	\$597,301	\$9,687	\$10,869	3,051	C	3	
0340 Maintenance Building	1974	\$286,482	\$4,496	\$5,050	4,800	S	2N	
0360 Bath House	1974	\$145,503	\$2,284	\$2,565	1,406	C	3	
0380 Clifford PreSchool Building	1980	\$3,033,574	\$38,087	\$43,126	14,731	C	3	Y
0400 Classrooms/Offices Portables (Modular)	1992	\$602,952	\$3,785	\$4,457	7,920	D	5	
0420 Live-in Portables (Modular Bldg)	1992	\$435,577	\$2,734	\$3,220	5,760	D	5	
0500 Hoag Learning Resource Center	1992	\$2,189,912	\$13,747	\$16,189	20,830	D	5	
0510 High School	1992	\$2,217,247	\$13,919	\$16,391	21,090	D	5	
0520 Middle Sch/Central Admin	1992	\$2,653,546	\$16,658	\$19,616	25,240	D	5	
0530 Elementary School	1992	\$2,334,994	\$14,658	\$17,261	22,210	D	5	
0540 Berger Performing Arts Center	1992	\$2,034,859	\$12,774	\$15,043	18,710	D	5	
Location Totals:	34	\$45,365,162	\$569,694	\$641,403	337,258			
District Totals:	34	\$45,365,162	\$569,694	\$641,403	337,258			
Agency	54	\$62,099,036	\$814,970	\$917,533	469,466			

Year Built	-----Costs-----\			Square Feet	/-----Classes-----\			
	Replacement	Renewal Year 1	Renewal Year 2		Marshall	UBC	Fire Spklr	
DC-1-001 Department of Corrections		ASPC-PHOENIX/A.S.H.						
County Seat: Maricopa		Latitude: 33	27.14	Longitude: 112	0.90			
0010	Alhambra Aims (FMHC) 51-02	1995	\$42,469	\$200	\$242	864	D	5
0020	Alhambra Modular Personnel Records 51-06	1989	\$90,600	\$711	\$824	1,728	D	5
0030	Alhambra Mtr PI/Fit Mgmt 51-01	1983	\$11,797	\$130	\$148	672	D	5
0040	Alhambra Modular Medical 51-04	1994	\$40,770	\$213	\$255	840	D	5
0050	Alhambra Maint. (Mtr PI) 51-03	1989	\$39,986	\$314	\$364	600	D	5
0060	Alhambra Modular Office 51-05	1992	\$98,386	\$618	\$727	1,334	D	5
1000	Aspen Portable Classroom 61-03	1991	\$46,404	\$316	\$369	640	D	5
1010	Aspen Portable Classroom 61-03	1992	\$46,404	\$291	\$343	640	D	5
1020	Aspen Med/Dental Trtmnt 61-04	1995	\$70,782	\$333	\$403	1,440	D	5
2000	Mtr PI Prts/Office/Tools 71-01	1972	\$40,771	\$683	\$765	2,154	S	2N
Location Totals:		10	\$528,367	\$3,808	\$4,440	10,912		

	Year Built	-----Costs-----\			Square Feet	/-----Classes-----\		
		Replacement	Renewal Year 1	Renewal Year 2		Marshall	UBC	Fire Spklr
DC-1-002 Department of Corrections		ASPC - PERRYVILLE						
County Seat: Maricopa		Latitude: 33	28.28	Longitude: 112	26.63			
0010 Complex Administration 01-04	1981	\$8,509,026	\$102,382	\$116,128	55,527	B	2	P
0020 Maintenance Bldg & Motor Pool 01-30	1990	\$1,494,181	\$10,943	\$12,745	15,000	S	2N	Y
0030 Warehouse 01-10	1982	\$569,962	\$6,560	\$7,455	20,000	C	3	Y
0040 ACI-Print Shop Warehouse 81-01	1985	\$212,728	\$2,114	\$2,419	6,800	S	2N	
0050 Isolation Bldg/CDU 01-33	1991	\$855,963	\$5,821	\$6,814	3,850	B	1	
0060 Fire House 01-11	1984	\$59,266	\$620	\$708	1,152	C	3	
0070 Water System--SP 11-08	1981	\$569,786	\$6,856	\$7,776			0	
0080 Storage Building 01-12	1983	\$30,417	\$334	\$381	1,006	D	5	
0090 Female Minors Building 01-34	2001	\$219,136	\$344	\$498	3,500	S	2N	y
0100 ACI Print Shop/Laundry Building 81-04	1991	\$1,379,166	\$9,379	\$10,980	21,000	S	2N	
0110 ACI Garment Building 01-32	1989	\$22,388	\$176	\$204	3,500	S	2N	
0120 ACI Sewing Addition 01-35	2001	\$64,054	\$101	\$146	1,040	S	2N	
1000 San Pedro Unit Administration 11-01	1981	\$2,030,147	\$24,427	\$27,707	15,750	B	2	
1010 Water Heater Bldg 11-06	1993	\$2,687	\$15	\$18	40		0	
1020 Shower/Toilet Bldg 11-05	1993	\$59,211	\$341	\$404	1,008	D	5	
1030 San Pedro Unit Chapel & Classrooms 11-02	1982	\$351,358	\$4,044	\$4,595	4,268	B	2	
1040 SP Dining/Avocation 7 11-03	1981	\$674,571	\$8,117	\$9,206	4,738	B	2	
1050 San Pedro Unit Cell Block 8 14-01	1981	\$2,914,363	\$35,066	\$39,774	20,244	B	2	
1060 SP Dining/Avocation 9 11-04	1982	\$674,571	\$7,764	\$8,823	4,738	B	2	
1070 San Pedro Unit Cell Block 10 14-02	1981	\$2,858,168	\$34,390	\$39,007	20,244	B	2	
2000 Santa Cruz Admin 11 21-01	1981	\$2,706,651	\$32,567	\$36,939	27,650	B	2	
2010 SC Chapel/Classroom 12 21-02	1982	\$441,934	\$5,086	\$5,780	4,268	B	2	
2020 SC Dining/Avocation 13 21-03	1982	\$674,571	\$7,764	\$8,823	4,738	B	2	

Year Built	-----Costs-----\			Square Feet	/-----Classes-----\			
	Replacement	Renewal Year 1	Renewal Year 2		Marshall	UBC	Fire Spklr	
DC-1-002 Department of Corrections		ASPC - PERRYVILLE						
County Seat: Maricopa		Latitude: 33	28.28	Longitude: 112	26.63			
2030	Santa Cruz Unit Cell Block 14 24-01	1981	\$2,583,263	\$31,082	\$35,255	17,717	B	2
2040	SC Dining/Avocation 15 21-04	1981	\$674,571	\$8,117	\$9,206	4,738	B	2
2050	Santa Cruz Unit Cell Block 16 24-02	1981	\$2,570,757	\$30,932	\$35,085	17,717	B	2
2060	SC Dining/Avocation 17 21-05	1982	\$674,571	\$7,764	\$8,823	4,738	B	2
2070	Santa Cruz Unit Cell Block 18 24-03	1981	\$2,576,298	\$30,998	\$35,160	17,717	B	2
2080	SC Dining/Avocation 19 21-06	1982	\$674,571	\$7,764	\$8,823	4,738	B	2
2090	Santa Cruz Unit Cell Block 20 24-04	1981	\$2,583,252	\$31,082	\$35,255	17,717	B	2
3000	Lumley Unit Administration 21 31-01	1981	\$2,706,651	\$32,567	\$36,939	27,650	B	2
3010	Lumley Chapl/Classrm 22 31-02	1982	\$441,934	\$5,086	\$5,780	4,268	B	2
3020	Lumley Dining/Avoca 23 31-06	1982	\$674,571	\$7,764	\$8,823	4,738	B	2
3030	Lumley Unit Cell Block 24 34-04	1981	\$2,581,593	\$31,062	\$35,233	17,717	B	2
3040	Lumley Dining/Avoca 25 31-05	1982	\$674,571	\$7,764	\$8,823	4,738	B	2
3050	Lumley Unit Cell Block 26 34-03	1981	\$2,570,243	\$30,926	\$35,078	17,717	B	2
3060	Lumley Dining/Avoca 27 31-04	1982	\$674,571	\$7,764	\$8,823	4,738	B	2
3070	Lumley Unit Cell Block 28 34-02	1981	\$2,574,625	\$30,978	\$35,137	17,717	B	2
3080	Lumley Dining/Avoca 29 31-03	1982	\$674,571	\$7,764	\$8,823	4,738	B	2
3090	Lumley Unit Cell Block 30 34-01	1981	\$2,581,587	\$31,062	\$35,232	17,717	B	2
3100	Lumley Unit Health Building 48 31-07	1993	\$45,317	\$261	\$309	1,568	D	5
4000	Santa Maria Admin 31 41-04	1981	\$2,305,773	\$27,743	\$31,468	21,810	B	2
4010	Santa Maria Chapel/Classrooms 32 41-02	1982	\$441,934	\$5,086	\$5,780	4,268	B	2
4020	Santa Maria Dining/Avocation 33 41-04	1981	\$674,571	\$8,117	\$9,206	4,738	B	2
4030	Santa Maria Unit Cell Block 34 44-01	1981	\$2,618,045	\$31,501	\$35,730	17,877	B	2
4040	Santa Maria Dining/Avocation 35 41-03	1981	\$674,571	\$8,117	\$9,206	4,738	B	2

	Year Built	/-----Costs-----\ Replacement Renewal Year 1 Renewal Year 2			Square Feet	/-----Classes-----\ Marshall UBC Fire Spklr		
DC-1-002 Department of Corrections								
County Seat: Maricopa								
		ASPC - PERRYVILLE						
		Latitude: 33	28.28	Longitude: 112	26.63			
4050 Santa Maria Unit Cell Block 36 44-02	1981	\$2,621,815	\$31,546	\$35,781	17,877	B	2	
4060 Santa Maria Strip 46 41-09	1994	\$46,720	\$244	\$292	360	D	5	
4070 SM Female Toilet 39 41-07	1996	\$59,211	\$248	\$303	1,008	D	5	
4080 Santa Maria Unit Medical Modular 41-10	1998	\$378,894	\$1,189	\$1,508	2,880	D	5	
4090 Juvenile Trailer (Modular) 45 41-08	1994	\$34,995	\$183	\$219	672	D	5	
Location Totals:	51	\$65,768,354	\$759,919	\$863,431	524,677			

	Year Built	/-----Costs-----\ Replacement Renewal Year 1 Renewal Year 2			Square Feet	/-----Classes-----\ Marshall UBC Fire Spklr		
DC-1-005 Department of Corrections		ASPC - YUMA						
County Seat: Yuma		Latitude: 32	29.56	Longitude: 114	38.86			
0010 Cocopah Administration 11-01	1987	\$3,257,347	\$28,969	\$33,341	19,666	C	3	
0020 Maintenance Building 01-07	1987	\$591,641	\$5,262	\$6,056	8,000	C	3	
0030 Cocopah Housing Unit 3 14-01	1987	\$1,124,119	\$9,997	\$11,506	12,340	C	3	
0040 Cocopah Housing Unit 4 14-02	1987	\$1,009,860	\$8,981	\$10,337	12,340	C	3	
0050 Cocopah Housing Unit 5 14-03	1987	\$563,819	\$5,014	\$5,771	6,870	C	3	
0060 Water/Waste Treatment 01-06	1987	\$766,668	\$6,818	\$7,847	0		0	
0080 Welding Shop (Cocopah) 01-08	1991	\$77,945	\$530	\$621	1,600	C	3	
0090 Fuel Station (Cocopah) 01-09	1991	\$63,441	\$431	\$505	720	S	2N	
0100 Wash Rack (Cocopah) 01-10	1991	\$29,001	\$197	\$231	800	S	2N	
0110 Strip Building (Cocopah) 01-11	1991	\$14,505	\$99	\$115	200	D	5	
0120 Maintenance Records Building 01-12	1991	\$14,505	\$99	\$115	200	D	5	
0130 Gate House (Cocopah) 01-13	1992	\$2,901	\$18	\$21	80	D	5	
0150 Ramada Exercise 11-02	1992	\$23,490	\$147	\$174	1,296	S	2N	
0160 Modular Health Unit 11-03	1995	\$136,916	\$645	\$779	1,440	D	5	
0170 Modular Law Library 11-04	1995	\$136,916	\$645	\$779	1,440	D	5	
1000 Cheyenne Unit Administration 21-01	1996	\$2,016,183	\$8,438	\$10,319	19,954	C	3	Y
1010 Kitchen/Dining/Yard Office 21-02	1996	\$2,355,452	\$9,858	\$12,055	20,435	C	3	Y
1020 CDU/Lock-up 21-03	1996	\$1,826,989	\$7,646	\$9,350	10,228	C	3	Y
1030 Dormitory HU 4 24-01	1996	\$1,564,915	\$6,549	\$8,009	9,927	C	3	Y
1040 Dormitory HU 5 24-02	1996	\$1,564,915	\$6,549	\$8,009	9,927	C	3	Y
1050 Dormitory HU 6 24-03	1996	\$1,564,915	\$6,549	\$8,009	9,927	C	3	Y
1060 Dormitory HU 7 24-04	1996	\$1,564,915	\$6,549	\$8,009	9,927	C	3	Y
1070 Dormitory HU 8 24-05	1996	\$1,564,915	\$6,549	\$8,009	9,927	C	3	Y

Year Built	-----Costs-----\			Square Feet	/-----Classes-----\				
	Replacement	Renewal Year 1	Renewal Year 2		Marshall	UBC	Fire Spklr		
DC-1-005 Department of Corrections		ASPC - YUMA							
County Seat: Yuma		Latitude: 32	29.56	Longitude: 114	38.86				
1080	Dormitory HU 9 24-06	1996	\$1,564,915	\$6,549	\$8,009	9,927	C	3	Y
1090	Dormitory HU 10 24-07	1996	\$1,564,915	\$6,549	\$8,009	9,927	C	3	Y
1100	Dormitory HU 11 24-08	1996	\$1,564,915	\$6,549	\$8,009	9,927	C	3	Y
1110	Health Unit 21-04	1996	\$780,625	\$3,267	\$3,995	3,915	C	3	Y
1120	Cheyenne Sallyport/Guard Station 21-05	1996	\$84,356	\$353	\$432	264	C	3	Y
1130	Vocational Education Building 21-07	1996	\$2,084,029	\$8,722	\$10,666	28,890	C	3	Y
1140	Cheyenne Unit Warehouse 21-06	1996	\$589,974	\$2,469	\$3,019	5,215	C	3	
2000	Dakota Administration Building 31-01	1998	\$1,462,774	\$4,591	\$5,823	12,930	C	3	Y
2010	Kitchen/Dining/Mail/Property 31-02	1998	\$3,239,487	\$10,168	\$12,895	28,912	C	3	Y
2020	CDU/Lock-up 31-03	1998	\$2,882,485	\$9,048	\$11,474	16,746	C	3	Y
2030	Yard Control 31-04	1998	\$112,224	\$352	\$447	992	C	3	Y
2040	Housing Unit 5 (E-1) 34-01	1998	\$4,204,225	\$13,196	\$16,735	35,749	C	3	Y
2050	Housing Unit 6 (E-2) 34-02	1998	\$4,204,225	\$13,196	\$16,735	35,749	C	3	Y
2060	Housing Unit 7 (E-3) 34-03	1998	\$4,204,225	\$13,196	\$16,735	35,749	C	3	Y
2070	Housing Unit 8 (E-4) 34-04	1998	\$4,204,225	\$13,196	\$16,735	35,749	C	3	Y
2080	Medical Building 9 31-05	1998	\$728,109	\$2,285	\$2,898	6,282	C	3	Y
2090	ACI/VTS Building 10 31-06	1998	\$3,294,240	\$10,340	\$13,113	29,121	C	3	Y
2100	Dakota Sallyport Bldg. 11 31-07	1998	\$39,823	\$125	\$159	352	C	3	Y
2900	Complex Administration 01-01	1998	\$1,558,483	\$4,892	\$6,204	13,776	C	3	Y
2910	Complex Business Modular Bldg. 01-02	1997	\$281,532	\$1,031	\$1,281	2,520	D	5	
2920	Complex Warehouse 01-04	1996	\$1,264,705	\$5,293	\$6,473	20,060	C	3	Y
2930	Complex Maintenance Shop 01-03	1998	\$1,684,126	\$5,286	\$6,704	14,887	C	3	Y
2940	Gate 1 01-14					64			

	Year Built	/-----Costs-----\ Replacement Renewal Year 1 Renewal Year 2			Square Feet	/-----Classes-----\ Marshall UBC Fire Spklr		
DC-1-006 Department of Corrections		ASPC - LEWIS						
County Seat: Maricopa		Latitude:		Longitude:				
0010 Complex Administration 01-01	1998	\$1,558,483	\$4,892	\$6,204	13,776	C	3	Y
0020 Staff Training Building 01-04	1999	\$398,671	\$1,043	\$1,360	3,524	C	3	Y
0030 Complex Warehouse 01-07	1998	\$4,822,063	\$15,136	\$19,194	42,624	C	3	Y
0040 Complex Vehicle Maintenance Shop 01-02	1998	\$1,074,738	\$3,373	\$4,278	9,500	C	3	Y
0050 Complex Maintenance Shop 01-03	1999	\$1,684,126	\$4,405	\$5,746	14,887	C	3	Y
0060 Visitor Processing Center 01-08	1998	\$688,850	\$2,162	\$2,742	6,089	C	3	Y
0070 Complex South Sallyport 01-09	1998	\$39,823	\$125	\$159	352	C	3	
0080 Complex Inmate Processing Cntr. 01-06	1998	\$494,152	\$1,551	\$1,967	4,368	C	3	Y
0090 Complex Medical Building 01-05	1998	\$2,970,696	\$9,324	\$11,825	22,885	C	3	Y
0100 Water Well and Storage Tanks 01-10	1998	\$6,449,339	\$20,243	\$25,672		S	0	
0110 Water Treatment Building 01-11	1998	\$1,116,097	\$3,503	\$4,443	8,528	S	2N	Y
0120 Water Pump Canopy 01-12	1998	\$42,733	\$134	\$170	432	S	2N	
0130 Waste Water Treatment Plant 01-13	1998	\$8,991,940	\$28,224	\$35,793		C	0	
0140 WWTP--Blower Building 01-14	1998	\$376,918	\$1,183	\$1,500	2,880	S	2N	
0150 WWTP--Operations Building 01-15	1998	\$163,332	\$513	\$650	1,248	S	2N	Y
0160 Complex North Sallyport 01-16	1999	\$39,823	\$104	\$136	352	C	3	Y
0170 WWTP Laundry/Shower/Restroom 01-18	2000	\$23,805	\$50	\$68	360	C	3	
0180 WWTP Filter Canopy	2000	\$33,686	\$70	\$96	2,040	S	2N	
0190 Dog Kennel & Storage Building 01-19	2000	\$33,554	\$70	\$95	1,060	C	3	
0220 Bus Barn 01-20	2000	\$84,216	\$176	\$239	5,100	S	2N	
0230 Complex Staff Exercise Building 01-21	2000	\$290,035	\$607	\$825	2,600	C	3	
0240 Green House 21-07	2001	\$12,889	\$20	\$29	190	D	5	
0250 Vehicle Scan Building 01-22	2001	\$307,953	\$483	\$700	4,000	S	2N	

	Year Built	-----Costs-----\			Square Feet	/-----Classes-----\		
		Replacement	Renewal Year 1	Renewal Year 2		Marshall	UBC	Fire Spklr
DC-1-006 Department of Corrections								
		ASPC - LEWIS						
County Seat: Maricopa			Latitude:	Longitude:				
0260 Modular (Ed/Religion) 01-17	2000	\$52,561	\$110	\$149	1,440	D	5	
1010 Morey Unit Administration Building 11-01	1999	\$1,462,774	\$3,826	\$4,991	12,930	C	3	Y
1020 Kitchen/Dining/Mail/Prop 11-02	1999	\$3,239,487	\$8,473	\$11,053	28,912	C	3	Y
1030 Morey Unit CDU/Lock-up 11-03	1999	\$2,882,485	\$7,540	\$9,835	16,746	C	3	Y
1040 Yard Control Building 11-04	1999	\$112,224	\$294	\$383	992	C	3	Y
1050 Housing Unit 1 14-01	1999	\$4,204,225	\$10,997	\$14,344	35,749	C	3	Y
1060 Housing Unit 2 14-02	1999	\$4,204,225	\$10,997	\$14,344	35,749	C	3	Y
1070 Housing Unit 3 14-03	1999	\$4,204,225	\$10,997	\$14,344	35,749	C	3	Y
1080 Housing Unit 4 14-04	1999	\$4,204,225	\$10,997	\$14,344	35,749	C	3	Y
1100 ACI/VTS Building 11-05	1999	\$3,294,240	\$8,617	\$11,240	29,119	C	3	Y
1110 Morey Unit Sallyport Building 11-06	1999	\$39,823	\$104	\$136	352	C	3	Y
1130 Canopies (7) 11-07	2002	\$5,478	\$6	\$9	700	C	3	
2010 Stiner Administration Building 21-01	1998	\$1,462,774	\$4,591	\$5,823	12,930	C	3	Y
2020 Kitchen/Dining/Mail/Property 21-02	1998	\$3,239,487	\$10,168	\$12,895	28,912	C	3	Y
2030 Complex/Stiner-CDU/Lock-up 21-06	1998	\$2,882,485	\$9,048	\$11,474	16,746	C	3	Y
2040 Yard Control 21-03	1998	\$112,224	\$352	\$447	992	C	3	Y
2050 Dormitory HU 1 24-01	1998	\$1,775,125	\$5,572	\$7,066	15,208	C	3	Y
2060 Dormitory HU 2 24-02	1998	\$1,775,125	\$5,572	\$7,066	15,208	C	3	Y
2070 Dormitory HU 3 24-03	1998	\$1,775,125	\$5,572	\$7,066	15,208	C	3	Y
2080 Dormitory HU 4 24-04	1998	\$1,775,125	\$5,572	\$7,066	15,208	C	3	Y
2090 Dormitory Housing Unit 5 24-05	1998	\$1,775,125	\$5,572	\$7,066	15,208	C	3	Y
2100 Dormitory Housing Unit 6 24-06	1998	\$1,775,125	\$5,572	\$7,066	15,208	C	3	Y
2110 ACI/VTS Building 21-05	1998	\$3,294,240	\$10,340	\$13,113	29,121	C	3	Y

	Year Built	-----Costs-----\			Square Feet	/-----Classes-----\		
		Replacement	Renewal Year 1	Renewal Year 2		Marshall	UBC	Fire Spklr
DC-1-006 Department of Corrections								
		ASPC - LEWIS						
County Seat: Maricopa			Latitude:	Longitude:				
2120 Stiner Sallyport Building 21-04	1998	\$39,823	\$125	\$159	352	C	3	Y
3010 Buckley Administration 31-01	1999	\$1,462,774	\$3,826	\$4,991	12,930	C	3	Y
3020 Kitchen/Dining/Mail/Prop 31-02	1999	\$3,239,487	\$8,473	\$11,053	28,912	C	3	Y
3040 Yard Control Building 31-03	1999	\$112,224	\$294	\$383	992	C	3	Y
3050 Housing Unit 1 34-01	1999	\$4,204,225	\$10,997	\$14,344	35,749	C	3	Y
3060 Housing Unit 2 34-02	1999	\$4,204,225	\$10,997	\$14,344	35,749	C	3	Y
3070 Housing Unit 3 34-03	1999	\$4,204,225	\$10,997	\$14,344	35,749	C	3	Y
3080 Housing Unit 4 34-04	1999	\$4,204,225	\$10,997	\$14,344	35,749	C	3	Y
3100 ACI/VTS Building 31-04	1999	\$3,294,240	\$8,617	\$11,240	29,121	C	3	Y
3110 Buckley Unit Sallyport 31-05	1999	\$39,823	\$104	\$136	352	C	3	Y
4010 Barchey Administration 41-01	1999	\$1,462,774	\$3,826	\$4,991	12,930	C	3	Y
4020 Kitchen/Dining/Mail/Prop 41-02	1999	\$3,239,487	\$8,473	\$11,053	28,912	C	3	Y
4040 Yard Control Building 41-03	1999	\$112,224	\$294	\$383	992	C	3	Y
4050 Dormitory Housing Unit 1 44-01	1999	\$1,775,125	\$4,643	\$6,057	15,208	C	3	Y
4060 Dormitory Housing Unit 2 44-02	1999	\$1,775,125	\$4,643	\$6,057	15,208	C	3	Y
4070 Dormitory Housing Unit 3 44-03	1999	\$1,775,125	\$4,643	\$6,057	15,208	C	3	Y
4080 Dormitory Housing Unit 4 44-04	1999	\$1,775,125	\$4,643	\$6,057	15,208	C	3	Y
4090 Dormitory Housing Unit 5 44-05	1999	\$1,775,125	\$4,643	\$6,057	15,208	C	3	Y
4100 Dormitory Housing Unit 6 44-06	1999	\$1,775,125	\$4,643	\$6,057	15,208	C	3	Y
4110 ACI/VTS Building 41-04	1999	\$3,294,240	\$8,617	\$11,240	29,121	C	3	Y
4120 Barchey Unit Sallyport 41-05	1999	\$39,823	\$104	\$136	352	C	3	Y
4130 Canopies (13 ea.) 41-06	2002	\$10,174	\$11	\$17	1,300	C	3	
5010 Rast Unit Administration 51-01	2000	\$1,413,308	\$2,957	\$4,018	12,930	C	3	y

	Year Built	-----Costs-----\			Square Feet	/-----Classes-----\		
		Replacement	Renewal Year 1	Renewal Year 2		Marshall	UBC	Fire Spklr
DC-1-006 Department of Corrections								
		ASPC - LEWIS						
County Seat: Maricopa		Latitude:		Longitude:				
5020 Kitchen/Dining Building 51-02	2000	\$3,129,939	\$6,550	\$8,899	28,912	C	3	y
5030 CDU/Lock-up 54-02	2000	\$4,062,054	\$8,500	\$11,549	35,749	C	3	y
5040 Yard Control Building 51-04	2000	\$108,429	\$227	\$308	992	C	3	
5050 Housing Unit 1 54-01	2000	\$4,062,054	\$8,500	\$11,549	35,749	C	3	y
5110 Rast Unit Sallyport Building 51-06	2000	\$38,476	\$81	\$109	352	C	3	y
6010 Bachman Unit Administration 61-01	2000	\$1,413,308	\$2,957	\$4,018	12,930	C	3	y
6020 Kitchen/Dining Building 61-02	2000	\$3,129,939	\$6,550	\$8,899	28,912	C	3	y
6030 CDU/Lock-up 61-06	2000	\$2,785,010	\$5,828	\$7,918	16,746	C	3	y
6040 Yard Control Building 61-03	2000	\$108,429	\$227	\$308	992	C	3	
6050 Dormitory Housing Unit 1 64-05	2000	\$1,715,065	\$3,589	\$4,876	15,208	C	3	y
6060 Dormitory Housing Unit 2 64-02	2000	\$1,715,097	\$3,589	\$4,876	15,208	C	3	y
6070 Dormitory Housing Unit 3 64-03	2000	\$1,715,097	\$3,589	\$4,876	15,208	C	3	y
6080 Dormitory Housing Unit 4 64-04	2000	\$1,715,097	\$3,589	\$4,876	15,208	C	3	y
6100 ACI/VTS Building 61-05	2000	\$2,127,942	\$4,453	\$6,050	19,468	C	3	y
6110 Bachman Unit Sallyport 61-04	2000	\$38,476	\$81	\$109	352	C	3	y
6130 Canopies (7 ea.) 61-07	2002	\$6,826	\$7	\$12	700	C	3	
6140 Canopies (13) 21-08	2002	\$10,174	\$11	\$17	1,300	C	3	
6150 Canopies (7) 31-06	2002				700	C	3	
6160 Canopies (5) 54-03	2003	\$3,913	\$2	\$4	500	C	3	
Location Totals:	88	\$154,359,228	\$414,176	\$537,986	1,199,557			
District Totals:	208	\$284,140,246	\$1,445,125	\$1,732,428	2,268,281			

	Year Built	-----Costs-----\			Square Feet	/-----Classes-----\		
		Replacement	Renewal Year 1	Renewal Year 2		Marshall	UBC	Fire Spklr
DC-2-001 Department of Corrections								
County Seat: Pinal								
		ASPC - FLORENCE						
		Latitude: 33	1.73	Longitude: 111	22.32			
0010 Old Administration Building 50-CS-01	1908	\$1,869,996	\$48,913	\$53,169	14,295	C	3	
0020 New Administration Building 50-CS-02	1974	\$1,653,825	\$25,955	\$29,154	9,282	C	3	
0030 Pharmacy/Training 50-CS-16	1993	\$445,270	\$2,562	\$3,038	2,800	C	3	Y
0060 TSU Storage Building 50-CS-07	1908	\$83,669	\$2,189	\$2,379	3,368	C	3	
0080 Training Office 50-CS-09	1908	\$661,605	\$17,306	\$18,811	8,088	C	3	
0090 Storage Building 50-CI-36	1908	\$16,160	\$423	\$459	240	C	3	
0100 Main Traffic Control 50-CS-46	1957	\$5,962	\$147	\$163	140	D	5	
0110 Visitor Shade Canopy 50-CS-18	2000	\$30,694	\$64	\$87	1,680	S	2N	
0160 Mtrl LayDown Shed(27) 50-CS-49	1999	\$36,282	\$95	\$124	10,240	S	2N	
0170 Commercial Traffic Control 50-CS-47	1990	\$1,120	\$8	\$10	105	D	5	
0180 Wardens Carport 50-CS-66	1978	\$8,312	\$113	\$128	319	C	3	
0190 Engineering Bldg 50-CS-17	1993	\$885,078	\$5,093	\$6,040	20,425	S	2N	Y
0200 ACI Furniture Factory 50-CI-15	1999	\$986,510	\$2,580	\$3,366	20,160	S	2N	Y
0210 Slaughter House 50-CI-22	1971	\$286,482	\$4,946	\$5,539	2,646	C	3	
0220 ACI Warehouse 50-CI-17	1982	\$2,171,657	\$24,994	\$28,403	32,360	C	5	
0230 Vehicle Maintenance Garage 50-CI-28	1986	\$420,204	\$3,957	\$4,540	11,375	C	3	
0240 Maintenance Connex Storage 50-CS-64	1999	\$10,750	\$28	\$37	960	S	2N	
0260 ACI Outlet Store 50-CI-14	1995	\$7,749	\$36	\$44	1,170	D	5	
0270 Rush Trailer 50-CS-53	1996	\$9,734	\$41	\$50	864	D	5	
0280 Storage Building 50-CI-19	1960	\$10,876	\$250	\$278	680	C	3	
0290 Stables - North 50-CI-20	1960	\$55,217	\$1,271	\$1,413	5,060	C	3	
0300 Stables - South 50-CI-21	1960	\$55,217	\$1,271	\$1,413	5,060	C	3	
0340 Office Record Storage 50-CI-29	1971	\$99,336	\$1,715	\$1,921	3,390	C	3	

	Year Built	-----Costs-----\			Square Feet	/-----Classes-----\		
		Replacement	Renewal Year 1	Renewal Year 2		Marshall	UBC	Fire Spklr
DC-2-001 Department of Corrections								
County Seat: Pinal								
		Latitude: 33	1.73	Longitude: 111	22.32			
		ASPC - FLORENCE						
0450 Fuel Storage Facility 50-CI-34	1991	\$199,392	\$1,356	\$1,587	0		0	
0460 State Warehouse 50-CS-05	1986	\$795,516	\$7,491	\$8,595	17,930	C	3	
0470 SMU Warehouse 50-CS-06	1986	\$241,883	\$2,278	\$2,613	4,800	C	3	
0550 Steam and Ice Plant 50-CS-12	1956	\$377,172	\$9,471	\$10,509	4,386	C	3	
0570 Records Storage Building 50-CS-52	1977	\$269,419	\$3,805	\$4,290	4,000	S	2N	
0580 Staff Store/Warehouse 50-CS-08	1986	\$138,668	\$1,306	\$1,498	3,200	S	2N	
0710 Emergency Water Pump 50-CS-65	1974	\$2,456	\$39	\$43	100	D	5	
0730 Tower 12 (AG. Field) 50-CS-30	1987	\$158,632	\$1,411	\$1,624	169	S	2N	
0740 Tower 8 (AG. Field) 50-CS-29	1987	\$158,632	\$1,411	\$1,624	169	S	2N	
0980 Furniture Factory Fence 50-CI-16	1998	\$123,407	\$387	\$491		S	2N	
1000 Wardens Residence 1 50-SH-01	1939	\$198,263	\$5,186	\$5,637	3,022	C	3	
1010 Wardens Garage 1 50-SH-03	1939	\$26,368	\$690	\$750	854	C	3	
1020 Wardens Guest House 50-SH-02	1962	\$46,151	\$1,014	\$1,128	826	C	3	
1030 Wardens Garage 2 50-SH-29	1984	\$14,820	\$155	\$177	480	S	2N	
1040 Residence 4 50-SH-04	1929	\$77,071	\$2,016	\$2,191	1,565	C	3	
1050 Residence Garage 4 50-SH-05	1929	\$13,589	\$355	\$386	656	C	3	
1060 Residence 3 50-SH-06	1929	\$77,071	\$2,016	\$2,191	1,565	C	3	
1070 Residence Garage 3 50-SH-07	1929	\$8,644	\$226	\$246	480	C	3	
1080 Residence 2 50-SH-08	1929	\$131,473	\$3,439	\$3,738	2,262	C	3	
1100 Residence Garage 2 50-SH-10	1953	\$8,233	\$215	\$234	532	D	5	
1110 Residence 5 50-SH-11	1953	\$125,715	\$3,288	\$3,574	2,382	C	3	
1120 Residence 6 50-SH-12	1953	\$125,715	\$3,288	\$3,574	2,382	C	3	
1130 Residence 7 50-SH-13	1953	\$116,642	\$3,051	\$3,316	2,180	C	3	

	Year Built	/-----Costs-----\ Replacement Renewal Year 1 Renewal Year 2			Square Feet	/-----Classes-----\ Marshall UBC Fire Spklr		
DC-2-001 Department of Corrections		ASPC - FLORENCE						
County Seat: Pinal		Latitude: 33	1.73	Longitude: 111	22.32			
1140 Residence 8 50-SH-14	1963	\$116,642	\$2,502	\$2,786	2,180	C	3	
1150 Residence 9 50-SH-15	1963	\$121,178	\$2,599	\$2,894	2,104	C	3	
1160 Residence 10 50-SH-16	1963	\$121,178	\$2,599	\$2,894	2,104	C	3	
1170 Residence 11 50-SH-17	1963	\$121,178	\$2,599	\$2,894	2,104	C	3	
1200 NROD Office 50-CS-62	1956	\$78,311	\$1,966	\$2,182	1,548	D	5	
1210 NROD Storage 50-CS-63	2001	\$13,774	\$22	\$31	680	D	5	
1400 Apartments 22&23 50-SH-18	1967	\$209,395	\$4,053	\$4,525	4,065	C	3	
1410 Apartments 20&21 50-SH-19	1967	\$209,395	\$4,053	\$4,525	4,065	C	3	
1420 Apartments 18&19 50-SH-20	1967	\$209,395	\$4,053	\$4,525	4,065	C	3	
1430 Apartments 13-17 50-SH-21	1967	\$328,529	\$6,359	\$7,099	4,880	C	3	
1440 Apartments 10-12 50-SH-22	1967	\$176,415	\$3,415	\$3,812	2,668	C	3	
1450 Apartments 07-09 50-SH-23	1967	\$176,415	\$3,415	\$3,812	2,659	C	3	
1460 Apartments 05&06 50-SH-24	1967	\$138,899	\$2,689	\$3,001	2,210	C	3	
1470 Apartments 03&04 50-SH-27	1967	\$138,899	\$2,689	\$3,001	2,000	C	3	
1480 Apartments 01&02 50-SH-28	1967	\$121,178	\$2,346	\$2,618	1,885	C	3	
1600 Residence 50-CI-11	1956	\$121,178	\$3,043	\$3,376	3,136	C	3	
1610 Farm Office/Dormitory 50-CI-07	1956	\$146,735	\$3,685	\$4,089	2,560	C	3	
1620 Implement Shed 50-CI-32	1984	\$102,413	\$1,072	\$1,223	2,700	C	3	
1630 Dairy Scales 50-CI-31	1956	\$15,377	\$386	\$428	280	C	3	
1650 Grain Storage Bins 50-CI-33	1983	\$10,099	\$111	\$126	3,200	S	2N	
1660 Feed & Grain Storage 50-CI-09	1984	\$38,692	\$405	\$462	1,080	D	5	
1670 Hog Barns 50-CI-10	1956	\$207,112	\$5,201	\$5,771	9,864	D	5	
1680 Dairy Hay Shed 50-CI-04	1975	\$136,059	\$2,064	\$2,321	4,587	S	2N	

	Year Built	-----Costs-----\			Square Feet	/-----Classes-----\		
		Replacement	Renewal Year 1	Renewal Year 2		Marshall	UBC	Fire Spklr
DC-2-001 Department of Corrections								
County Seat: Pinal								
		ASPC - FLORENCE						
		Latitude: 33	1.73	Longitude: 111	22.32			
1690 Farm Shop 50-CI-13	1983	\$48,992	\$538	\$613	5,000	D	5	
2000 Cell Block 2 50-CU-01	1930	\$4,917,808	\$128,634	\$139,826	42,112	B	2	
2010 Kitchen/Dining 50-CU-03	1975	\$2,734,672	\$41,488	\$46,652	13,436	B	2	
2020 Health Unit Lab 50-CU-12	1992	\$368,481	\$2,313	\$2,724	4,320	D	5	
2030 Cell Block 3 50-CU-04	1960	\$7,718,867	\$177,673	\$197,520	10,746	B	2	
2040 CB-1/Yard Office 50-CU-05	1966	\$6,527,952	\$129,771	\$144,773	21,000	B	2	
2050 Cell Block 4 50-CU-06	1963	\$10,144,794	\$217,592	\$242,291	11,000	B	2	
2060 Death House 50-CU-07	1949	\$110,053	\$2,879	\$3,129	968	C	3	
2070 Classrooms Educ./Property 50-CU-02	1908	\$1,084,136	\$28,358	\$30,825	7,500	B	2	
2080 Housing Dormitory 8 50-CU-11AE	1992	\$224,509	\$1,409	\$1,660	2,880	D	5	Y
2090 Medical 50-CU-08	1974	\$1,023,004	\$16,055	\$18,034	7,525	B	2	
2100 Wheelhouse 50-CS-21	1957	\$5,962	\$147	\$163	140	C	3	
2110 Central Unit Yard Tower 13 50-CS-31	1987	\$349,401	\$3,107	\$3,576	211	S	2N	
2130 Diesel Plant, A-Visitation 50-CS-04	1908	\$1,056,099	\$27,624	\$30,028	8,726	C	3	
2140 Mailroom, B-Visitation 50-CS-03	1908	\$218,052	\$5,704	\$6,200	6,414	C	3	
2150 Main Sallyport 50-CS-42	1957	\$35,027	\$861	\$956	888	C	3	
2160 Hldng Cell/Recreation 50-CU-19	1973	\$76,547	\$1,241	\$1,393	911	C	3	
2170 Sallyport Gate Main Receiving 50-CS-19	1957	\$17,712	\$435	\$483	376	C	3	
2180 Hlth Holding Cubicles 50-CU-21	2001	\$20,997	\$33	\$48	5,000	S	2N	
2190 Wall, Fencing & Tower 1-7 50-CS-22--28	1908	\$2,558,247	\$66,916	\$72,737		S	2N	
2200 General Services Building 50-CU-09	1973	\$1,940,737	\$31,473	\$35,315	13,448	C	3	
2240 Health Unit Administration 50-CU-16	1992	\$111,414	\$699	\$824	1,440	D	5	
2250 Cellblock 5-7 50-CU-10	1980	\$16,239,894	\$203,897	\$230,870	77,352	A	1	

	Year Built	-----Costs-----\			Square Feet	/-----Classes-----\		
		Replacement	Renewal Year 1	Renewal Year 2		Marshall	UBC	Fire Spklr
DC-2-001 Department of Corrections								
County Seat: Pinal								
		ASPC - FLORENCE						
		Latitude: 33	1.73	Longitude: 111	22.32			
2260 Cubicles CB1 & 3 (26) 50-CU-19	2001	\$30,472	\$48	\$69	2,700	S	2N	
2270 Exercise Cubicles 50-CU-20	2000	\$69,989	\$146	\$199	5,000	S	2N	
3000 ACI Office 50-IY-02	1969	\$46,151	\$845	\$945	950	C	3	
3010 Industrial Building/Wood/Ref. 50-IY-03	1966	\$655,012	\$13,021	\$14,526	7,849	B	2	
3020 Laundry/Wood/Metal/Ref. 50-IY-04	1960	\$753,945	\$17,354	\$19,293	9,580	C	3	
3030 Wood, Fabrication & Tag Shop 50-IY-01	1908	\$1,852,522	\$48,456	\$52,672	32,719	C	3	
3040 Cabinet Shop 50-IY-05	1978	\$182,117	\$2,477	\$2,796	4,000	S	2N	
3060 Indust Yard Gate 5 50-CS-42	1957	\$58,113	\$1,429	\$1,586	1,280	C	3	
3070 ACI Manufacturing Building 50-IY-06	1999	\$797,044	\$2,085	\$2,719	40,000	C	3	
4000 EU Admin Hut and Canopy 50-EU-002	1983	\$87,679	\$963	\$1,097	2,001	D	5	
4010 Visitors Lobby Hut and Canopy 50-EU-001	1983	\$40,369	\$443	\$505	1,243	D	5	
4020 Records/Command Center Hut 50-EU-003	1983	\$29,636	\$326	\$371	1,006	D	5	
4030 Detention building 50-EU-014	1983	\$1,291,845	\$14,192	\$16,161	4,405	B	2	
4040 CAC Masonry 50-EU-012	1983	\$30,322	\$333	\$379	1,006	D	5	
4050 Electric Shop 50-EU-013	1983	\$30,322	\$333	\$379	1,006	D	5	
4060 Sanitation Building 50-EU-033	1985	\$29,023	\$288	\$330	1,006	D	5	
4070 Tool Room 50-EU-011	1983	\$37,896	\$416	\$474	1,006	D	5	
4080 Maintenance Shop 50-EU-015	1983	\$35,671	\$392	\$446	1,406	D	5	
4090 Maintenance Hut 50-EU-016	1983	\$28,259	\$310	\$354	1,006	D	5	
4100 Kitchen/Dining Building 50-EU-018	1983	\$757,580	\$8,323	\$9,478	6,911	D	5	
4110 CAC-Plumbing 50-EU-017	1983	\$30,711	\$337	\$384	1,006	D	5	
4120 CAC-Inmate Restrooms 50-EU-099	1983	\$49,935	\$549	\$625	1,006	D	5	
4130 Disciplinary 50-EU-009	1983	\$79,752	\$876	\$998	2,012	D	5	

Year Built	-----Costs-----\			Square Feet	/-----Classes-----\			
	Replacement	Renewal Year 1	Renewal Year 2		Marshall	UBC	Fire Spklr	
DC-2-001 Department of Corrections				ASPC - FLORENCE				
County Seat: Pinal		Latitude: 33	1.73	Longitude: 111	22.32			
4140	Count Movement/WIPP 50-EU-008	1983	\$33,497	\$368	\$419	1,563	D	5
4150	Visitors Shade Canopy 50-EU-101	1997	\$40,780	\$149	\$186	2,500	S	2N
4160	Visitors Restrooms 50-EU-007	1983	\$48,590	\$534	\$608	481	C	3
4170	Clothing & Property Room 50-EU-029	1983	\$29,023	\$319	\$363	1,006	D	5
4180	East Unit Control Building 50-EU-005	1983	\$523,780	\$5,754	\$6,553	1,786	C	3
4190	Inmate Store 50-EU-019	1983	\$94,205	\$1,035	\$1,179	1,006	D	5
4200	Cluster Rr/Shwr Huts 50-EU-020	1983	\$477,091	\$5,241	\$5,969	8,048	D	5
4210	Housing Hut Cluster 50-EU-022	1983	\$1,761,185	\$19,348	\$22,033	51,306	D	5
4220	Visitation Bldg. 50-EU-006	1985	\$88,746	\$882	\$1,009	1,200	D	5
4230	Cluster Yard Offices (A-G) 50-EU-021	1983	\$206,177	\$2,265	\$2,579	7,042	D	5
4240	Wtrm/K-9 Office 50-EU-102/103	1983	\$56,522	\$621	\$707	2,012	D	5
4250	Rec/Classrm 3 50-EU-055 & 076	1983	\$76,537	\$841	\$957	2,012	D	5
4260	Dormitory 3 50-EU-063	1986	\$419,485	\$3,950	\$4,532	6,240	D	5
4270	Dormitory 2 50-EU-052	1986	\$322,682	\$3,039	\$3,486	4,800	D	5
4280	Dormitory 1 50-EU-041	1986	\$419,485	\$3,950	\$4,532	6,240	D	5
4290	Programs Building 50-EU-030	1986	\$121,000	\$1,139	\$1,307	1,440	D	5
4300	Staff Training 50-EU-010	1986	\$242,010	\$2,279	\$2,615	2,880	D	5
4310	Storage Building 1 50-EU-004	1986	\$60,501	\$570	\$654	720	D	5
4320	Guard & Classroom Building 50-EU-106	1956	\$41,418	\$1,040	\$1,154	640	C	3
4330	ACI Mattress Hut 50-EU-094	1983	\$120,212	\$1,321	\$1,504	3,893	S	2N
4340	ACI Mattress Shop Huts 1&2 50-EU-095/096	1983	\$56,522	\$621	\$707	2,012	D	5
4360	Property Storage 50-EU-105	1989	\$2,717	\$21	\$25	64	D	5
4370	Chapel 50-EU-104	1980	\$10,317	\$130	\$147	186	D	5

	Year Built	-----Costs-----\			Square Feet	/-----Classes-----\		
		Replacement	Renewal Year 1	Renewal Year 2		Marshall	UBC	Fire Spklr
DC-2-001 Department of Corrections								
County Seat: Pinal								
		ASPC - FLORENCE						
		Latitude: 33	1.73	Longitude: 111	22.32			
4380 East Unit Sallyport 50-CS-45	1985	\$519,121	\$5,160	\$5,904	2,934	C	3	
5000 N.U. Administration Building 50-NU-037	1998	\$798,213	\$2,505	\$3,177	5,400	D	5	
5010 Medical Building 50-NU-036	1997	\$443,452	\$1,624	\$2,017	3,000	D	5	
5020 N.U. 1 Visitor Registration 50-NU-006	1976	\$114,581	\$1,678	\$1,890	1,724	C	3	
5040 Yuma Dormitory 50-NU-005	1978	\$725,199	\$9,864	\$11,134	9,466	C	3	
5050 Coconino Dormitory 50-NU-001	1970	\$2,425,921	\$43,149	\$48,283	17,408	B	2	
5060 Coconino Laundry Rm 50-NU-043	1997	\$2,800	\$10	\$13	144	D	5	
5070 Library/Barber Shop 50-NU-002	1968	\$41,209	\$776	\$867	960	C	3	
5080 Kitchen/Dining Hall 50-NU-003	1956	\$377,172	\$9,471	\$10,509	6,654	C	3	
5090 N.U. 1 Yard Office 50-NU-004	1974	\$57,287	\$899	\$1,010	1,539	C	3	
5100 ASPC-F-TV Eyman Productions 50-NU-038	1988	\$58,400	\$489	\$565	1,320	D	5	
5120 ASP-TV Building 50-NU-008	1981	\$60,501	\$728	\$826	1,320	D	5	
5130 Housing Hut (A-N) 50-NU-016-28 & 35	1983	\$380,332	\$4,178	\$4,758	13,078	D	5	
5140 Staff Barber Shop 50-NU-011	1984	\$31,060	\$325	\$371	420	D	5	
5150 CAC Production 50-NU-009	1980	\$53,247	\$669	\$757	720	D	5	
5160 NU-1 Education North Trailer 50-NU-013a	1987	\$45,559	\$405	\$466	616	D	5	
5170 NU-1 Education South Trailer 50-NU-013b	1996	\$77,868	\$326	\$399	672	D	5	
5180 Maintenance Trailer 1 50-NU-014	1987	\$49,696	\$442	\$509	672	D	5	
5190 Maintenance Trailer 2 50-NU-015	1987	\$49,696	\$442	\$509	672	D	5	
5200 NU-1 Mail & Property 50-NU-033	1983	\$53,014	\$582	\$663	1,100	S	2N	
5210 Exterior Restrooms (4) 50-NU-045--048	1984	\$10,092	\$106	\$121	144	C	3	
5220 Programs Building 50-NU-010	1984	\$24,736	\$259	\$295	648	D	5	
5230 Inmate Store 50-NU-012	1984	\$30,301	\$317	\$362	869	D	5	

	Year Built	/-----Costs-----\ Replacement Renewal Year 1 Renewal Year 2			Square Feet	/-----Classes-----\ Marshall UBC Fire Spklr		
DC-2-001 Department of Corrections		ASPC - FLORENCE						
County Seat: Pinal		Latitude: 33	1.73	Longitude: 111	22.32			
5240 Quonset Shower/Toilet Building 50-NU-029	1986	\$193,980	\$1,827	\$2,096	1,855	C	3	
5250 Recreation & Band Room 50-NU-039	1984				350	D	5	
5260 Quonset Hut Laundry Area 50-NU-044	1986					D	5	
5280 Fire Department Canopy 50-NU-041	1990					S	2N	
5300 Strip Search Tent 50-NU-128	1999	\$37,759	\$99	\$129	722	D	5	
5320 Visitation Awning 50-NU-007	1999	\$13,438	\$35	\$46	1,160	S	2N	
6010 I&I Offices 50-NU-055	1961	\$377,172	\$8,484	\$9,437	4,003	C	3	
6020 Yard Office 50-NU-053	1961	\$297,608	\$6,695	\$7,446	2,940	C	3	
6030 Kitchen/Dining/Laundry 50-NU-050	1961	\$703,657	\$15,829	\$17,606	8,402	C	3	
6040 Kitchen/Dining/Library 50-NU-051	1961	\$15,243	\$343	\$381	800	D	5	
6050 Apache Dormitory 3 50-NU-059	1961	\$578,749	\$13,019	\$14,481	6,008	C	3	
6060 Santa Cruz Dormitory 2 50-NU-058	1961	\$302,145	\$6,797	\$7,560	2,620	C	3	
6070 Cochise Dormitory 1 50-NU-057	1961	\$577,922	\$13,000	\$14,460	6,008	C	3	
6080 Maintenance 50-NU-056	1961	\$302,145	\$6,797	\$7,560	3,542	C	3	
6100 Tower 30/Sillyprt 50-CS-39/44	1962	\$407,007	\$8,943	\$9,952	1,240	C	3	
6110 Tool Room/Store 50-NU-054	1961	\$119,119	\$2,680	\$2,980	2,150	C	3	
6120 Barber Shop & Programs 50-NU-049	1971	\$234,956	\$4,056	\$4,543	2,832	C	3	
6130 Band Room/Storage Room 50-NU-063	1962	\$56,187	\$1,235	\$1,374	672	C	3	
6160 Guard Towers 32 & 33 50-CS-40 & 41	1979	\$756,489	\$9,894	\$11,185	144	S	2N	
6180 Medical Unit Modular 50-NU-65	1988	\$96,795	\$810	\$936	1,152	D	5	
6190 Property Room Modular 50-NU-066	1987	\$119,269	\$1,061	\$1,221	1,400	D	5	
6210 Yavapai & Navajo Dormitory 50-NU-060/061	1980	\$287,401	\$3,608	\$4,086	7,488	D	5	
6260 Temporary Dormitory 50-NU-062	1983	\$26,700	\$293	\$334	896	D	5	

	Year Built	/-----Costs-----\ Replacement Renewal Year 1 Renewal Year 2			Square Feet	/-----Classes-----\ Marshall UBC Fire Spklr		
DC-2-001 Department of Corrections		ASPC - FLORENCE						
County Seat: Pinal		Latitude: 33	1.73	Longitude: 111	22.32			
7000 N.U. 3 Yard Office 50-NU-124	1998	\$567,735	\$1,782	\$2,260	5,040	D	5	
7020 Modular Kitchen 50-NU-126	1998	\$170,247	\$534	\$678	1,152	D	5	
7030 Dining Tents (a-f) 50-NU-072--077	1998	\$226,555	\$711	\$902	3,876	D	5	
7040 North Shower/Laundry/Office 50-NU-100	1998	\$364,832	\$1,145	\$1,452	1,440	D	5	
7050 Hsng Tnts 21-40 50-NU-104-123	1998	\$755,184	\$2,370	\$3,006	12,920	D	5	
7060 Rec Tnts 01&02 50-NU-102/103	1998	\$75,519	\$237	\$301	1,292	D	5	
7070 Programs/Mail/Prprty 50-NU-127	1998	\$198,140	\$622	\$789	1,440	D	5	
7080 South Shower/Laundry/Office 50-NU-101	1998	\$364,832	\$1,145	\$1,452	1,440	D	5	
7090 Hsng Tnts 01-20 50-NU-078-097	1998	\$755,184	\$2,370	\$3,006	12,920	D	5	
7100 South Recreation Tents 01 & 02 50-NU-09	1998	\$75,519	\$237	\$301	1,292	D	5	
7110 N.U. 3 Yard Office Mobile 50-NU-070	1984	\$26,781	\$280	\$320	720	D	5	
7240 Kitchen (Modular) 50-NU-071	1988	\$77,868	\$652	\$753	1,728	D	5	
8000 South Administration 50-SU-02	1982	\$1,787,395	\$20,571	\$23,377	11,550	C	3	
8010 Support Building 1 50-SU-10	1982	\$517,235	\$5,953	\$6,765	5,360	C	3	
8020 Support Building 2 50-SU-11	1982	\$278,879	\$3,210	\$3,647	2,890	C	3	
8030 Yard Office 50-SU-09	1978	\$70,482	\$959	\$1,082	840	B	2	
8040 Kitchen/Dining Room 50-SU-01	1978	\$2,671,806	\$36,341	\$41,022	12,630	C	3	
8050 Sallyport Guard House 50-CS-43	1978	\$5,146	\$70	\$79	72	D	5	
8060 Mesquite Dormitory 1 50-SU-03	1978	\$1,371,919	\$18,660	\$21,064	9,058	C	3	
8070 Saguaro Dormitory 2 50-SU-04	1978	\$1,371,919	\$18,660	\$21,064	9,058	C	3	
8080 Palo Verde Dormitory 3 50-SU-05	1978	\$1,371,919	\$18,660	\$21,064	9,058	C	3	
8090 Cactus Dormitory 4 50-SU-06	1978	\$1,371,919	\$18,660	\$21,064	9,058	C	3	
8100 Yucca Dormitory 5 50-SU-07	1978	\$1,371,919	\$18,660	\$21,064	9,058	C	3	

Year Built	/-----Costs-----\			Square Feet	/-----Classes-----\		
	Replacement	Renewal Year 1	Renewal Year 2		Marshall	UBC	Fire Spklr
DC-2-001 Department of Corrections		ASPC - FLORENCE					
County Seat: Pinal		Latitude: 33	1.73	Longitude: 111	22.32		
8110	Ocotillo Dormitory 6 50-SU-08	1978	\$1,371,919	\$18,660	\$21,064	9,058	C 3
8120	Lincoln Dormitory 50-SU-12	1963	\$387,888	\$8,320	\$9,264	7,750	C 3
8130	Vocational Building 5 50-SU-18	1963	\$1,147,987	\$24,623	\$27,418	14,250	C 3
8140	Roosevelt Dormitory 50-SU-15	1963	\$601,830	\$12,908	\$14,374	7,750	C 3
8150	Maintenance/Laundry 50-SU-16	1955	\$452,199	\$11,592	\$12,857	2,250	C 3
8160	Inmate Store/Maintenance/Paint 50-SU-19	1955	\$452,199	\$11,592	\$12,857	9,078	C 3
8170	Kennedy Dormitory 50-SU-13	1972	\$1,014,465	\$16,983	\$19,037	8,634	C 3
8180	Classroom/Medical Building 50-SU-14	1972	\$624,923	\$10,461	\$11,727	7,950	C 3
8190	Music Building 50-SU-25	1978	\$51,569	\$701	\$792	983	B 2
8200	Hazardous Material Storage Area 50-CS-58	1978	\$13,746	\$187	\$211	392	D 5
8210	Cellblock 6 50-SU-21	1980	\$14,529,884	\$182,427	\$206,561	57,968	A 1
8220	Athletic Buildings (2) 50-SU-	1984	\$25,868	\$271	\$309	448	C 3
8900	South Unit Tower 20 50-CS-32	1978	\$158,632	\$2,158	\$2,436	144	S 2N
8910	South Unit Tower 21(cb-6) 50-CS-33	1978	\$158,632	\$2,158	\$2,436	144	S 2N
8920	South Unit Tower 22 50-CS-34	1978	\$158,632	\$2,158	\$2,436	144	S 2N
8930	South Unit Tower 23 50-CS-35	1978	\$158,632	\$2,158	\$2,436	144	S 2N
8940	South Unit Tower 24 50-CS-36	1978	\$158,632	\$2,158	\$2,436	144	S 2N
8950	South Unit Tower 25 50-CS-37	1979	\$158,632	\$2,075	\$2,345	144	S 2N
8960	South Unit Tower 26 50-CS-38	1979	\$158,632	\$2,075	\$2,345	144	S 2N
Location Totals: 226			\$135,662,327	\$2,193,443	\$2,452,696	1,135,120	

Year Built	-----Costs-----\			Square Feet	/-----Classes-----\		
	Replacement	Renewal Year 1	Renewal Year 2		Marshall	UBC	Fire Spklr
DC-2-009 Department of Corrections		ASPC - TUCSON					
County Seat: Pinal		Latitude: 32	4.04	Longitude: 110	59.43		
000A	Water Tank 250,000 gal. (97) 01-22	1977	\$286,256	\$4,043	\$4,558	0	0
000B	Well and Pump (W2) 01-40	1977	\$217,554	\$3,073	\$3,464	0	0
000C	Sewer Treatment Plant & Ponds 01-39	1977	\$572,523	\$8,087	\$9,116	0	0
0010	Warehouse 1/Auto Chiller 01-10	1977	\$858,783	\$12,130	\$13,674	5,139	C 3
0020	Rincon Education Bldg (52) 11-03	1977	\$2,137,445	\$30,191	\$34,033	12,330	C 3
0030	Rincon Kitchen/Mess Hall (35) 11-02	1977	\$2,671,806	\$37,738	\$42,541	9,720	C 3
0040	Rincon HU 9/S Cntr (44) 14-01	1977	\$1,717,585	\$24,260	\$27,348	13,393	C 3
0050	Rincon Housing Unit 1 (36) 14-02	1977	\$1,431,318	\$20,217	\$22,790	7,292	C 3
0060	Rincon Housing Unit 2 (37) 14-03	1977	\$1,431,318	\$20,217	\$22,790	7,292	C 3
0070	Rincon Housing Unit 3 (38) 14-04	1977	\$1,431,318	\$20,217	\$22,790	7,292	C 3
0080	Rincon Housing Unit 4 (39) 14-05	1977	\$1,431,318	\$20,217	\$22,790	7,292	C 3
0090	Rincon Housing Unit 5 (40) 14-06	1979	\$1,703,509	\$22,279	\$25,186	7,292	C 3
0100	Rincon Housing Unit 6 (41) 14-07	1979	\$1,703,509	\$22,279	\$25,186	7,292	C 3
0110	Rincon Housing Unit 7 (42) 14-08	1979	\$1,703,509	\$22,279	\$25,186	7,292	C 3
0120	Rincon Housing Unit 8 (43) 14-09	1979	\$1,703,509	\$22,279	\$25,186	7,292	C 3
0130	Rincon Minors Education (49) 11-04	1980	\$1,630,400	\$20,470	\$23,178	13,745	C 3
0140	Rincon Minors Visitation/Medical (48) 11	1980	\$389,817	\$4,894	\$5,542	9,721	C 3
0150	Rincon Tng/I&I Cntr (47) 11-02	1996	\$4,502,775	\$18,845	\$23,045	10,898	C 3
0160	Sacrac Programs 71-09	1987	\$85,049	\$756	\$871	1,440	D 5
0180	Gate House Zone 13 (45) 11-05	1987	\$7,950	\$71	\$81	144	D 5
0190	Gate Control/Fire Equip 11-11	1987	\$34,323	\$305	\$351	608	D 5
0200	Recreation Ramada 11-13	1989	\$5,860	\$46	\$53	800	S 2N
0230	Minor Recreation Office 11-07	1982	\$131,333	\$1,512	\$1,718	2,100	C 3

	Year Built	-----Costs-----\			Square Feet	/-----Classes-----\		
		Replacement	Renewal Year 1	Renewal Year 2		Marshall	UBC	Fire Spklr
DC-2-009 Department of Corrections								
County Seat: Pinal								
		ASPC - TUCSON						
		Latitude: 32	4.04	Longitude: 110	59.43			
0240 CX SEC Work Crew Trailer 11-14	1991				1,440	D	5	
0260 Santa Rita Administration (21) 21-01	1983	\$2,305,773	\$25,331	\$28,846	21,810	B	2	
026a Santa Rita Gate Control (92) 21-07	1983	\$9,936	\$109	\$124	120	D	5	
026B S Rita Visit Ramada (33) 21-10	1991	\$33,742	\$229	\$269	1,024	D	5	
026E Santa Rita Greenhouse (31) 21-11	1983	\$20,765	\$228	\$260	800	S	2N	
0270 Santa Rita Education (22) 21-02	1982	\$441,934	\$5,086	\$5,780	4,268	B	2	
0280 SR Dnng/Avocation 1(27) 21-03	1983	\$674,571	\$7,411	\$8,439	4,738	B	2	
028A Santa Rita Recreation Ramada (94) 21-12	1991	\$33,742	\$229	\$269	1,024	S	2N	
0290 Santa Rita HUB 1(23) 24-01	1983	\$2,583,263	\$28,379	\$32,317	17,717	B	2	
0300 SR Dnng/Avocation 2(28) 21-04	1983	\$674,571	\$7,411	\$8,439	4,738	B	2	
0310 Santa Rita HUB 2 (24) 24-02	1983	\$2,583,263	\$28,379	\$32,317	17,717	B	2	
0320 SR Dnng/Avocation 3(29) 21-05	1983	\$674,571	\$7,411	\$8,439	4,738	B	2	
0330 Santa Rita HUB 3 (25) 24-03	1983	\$2,583,263	\$28,379	\$32,317	17,717	B	2	
0340 SR Dnng/Avocation 4(30) 21-06	1983	\$674,571	\$7,411	\$8,439	4,738	B	2	
0350 Santa Rita HUB 4 (26) 24-04	1983	\$2,583,263	\$28,379	\$32,317	17,717	B	2	
0360 Warehouse 2 01-12	1983	\$86,236	\$947	\$1,079	3,893	S	2N	
0370 HUB MDE Haz. Mat. Storage Conex 01-18	1984	\$5,443	\$57	\$65	68	C	3	
0380 Santa Rita Quonset Hut (32) 01-43	1989	\$60,902	\$478	\$554	960	D	5	
0390 Santa Rita Sallyport/Strip Shack 01-14	1984	\$9,244	\$97	\$110	100	C	3	
0400 Santa Rita Fire House (34) 01-41	1983	\$5,801	\$64	\$73	144	C	3	
0410 Santa Rita Shower Trailer 21-09	1999	\$29,755	\$78	\$102	450	D	5	
0420 Rincon Chlorine House (99) 01-19	1978	\$4,767	\$65	\$73	55	C	3	
0430 Salvage Yard Shack (81) 01-48	1978	\$5,085	\$69	\$78	144	D	5	

Year Built	-----Costs-----\			Square Feet	/-----Classes-----\			
	Replacement	Renewal Year 1	Renewal Year 2		Marshall	UBC	Fire Spklr	
DC-2-009 Department of Corrections				ASPC - TUCSON				
County Seat: Pinal		Latitude: 32	4.04	Longitude: 110	59.43			
0440	SR Farm Tool Storage (102) 21-13	1986	\$5,848	\$55	\$63	100	D	5
0460	Firing Range Storage (107) 01-25	1993	\$2,800	\$16	\$19	150	D	5
0480	Pima College Storage Trailer (108) 01-24	1986	\$3,583	\$34	\$39	160	D	5
0490	Range Bathroom (109) 01-23	1997	\$1,680	\$6	\$8	64	D	5
0500	Stable Office 01-29		\$16,968			360	D	5
0510	Coral Stables Tool Trailer (79) 01-30	1997	\$8,259	\$30	\$38	360	D	5
0990	Complex Waste Water Storage 01-27	1988	\$3,499	\$29	\$34	160	D	5
1010	Echo Housing Unit 2 (71) 44-03	1986	\$1,006,765	\$9,480	\$10,877	14,976	D	5
1020	Echo Housing Unit 1 (70) 44-04	1986	\$893,829	\$8,417	\$9,657	13,296	D	5
1030	Echo Yard Office/Commissary (68) 41-03	1986	\$302,512	\$2,849	\$3,268	3,600	D	5
1040	Echo Hobby Shop/Recreation (77) 41-10	1986	\$121,000	\$1,139	\$1,307	1,440	D	5
1050	Echo Housing Unit 3 (75) 44-02	1986	\$121,000	\$1,139	\$1,307	1,440	D	5
1060	Echo Housing Unit 4 (76) 44-01	1986	\$121,000	\$1,139	\$1,307	1,440	D	5
1070	Echo M.V.D. (74) 41-07	1986	\$121,000	\$1,139	\$1,307	1,440	D	5
1080	Echo Service Center (73) 41-06	1986	\$302,512	\$2,849	\$3,268	3,600	D	5
1090	Echo Kitchen/Dining/Maint. (69) 41-04	1986	\$776,452	\$7,311	\$8,389	9,240	D	5
1100	Echo Lib/Chpl/Ed (72) 41-05	1986	\$363,017	\$3,418	\$3,922	4,320	D	5
1110	Echo Administration Bldg (66) 41-01	1986	\$242,010	\$2,279	\$2,615	2,880	D	5
1120	Echo Visitation (67) 41-02	1986	\$302,512	\$2,849	\$3,268	3,600	D	5
1130	Echo East Shower Trailer (111) 41-28	1999	\$29,095	\$76	\$99	720	D	5
1140	Echo West Shower Trailer (112) 41-35	1999	\$44,435	\$116	\$152	720	D	5
1150	Echo Guard House (78) 41-11	1987	\$11,095	\$99	\$114	160	D	5
1160	Echo Ramada (83) 41-24	1990	\$14,505	\$106	\$124	800	S	2N

	Year Built	-----Costs-----\			Square Feet	/-----Classes-----\		
		Replacement	Renewal Year 1	Renewal Year 2		Marshall	UBC	Fire Spklr
DC-2-009 Department of Corrections								
County Seat: Pinal								
		ASPC - TUCSON						
		Latitude: 32	4.04	Longitude: 110	59.43			
1170 Complex Locksmith (458) 41-14	1987	\$36,978	\$329	\$378	720	D	5	
1190 Echo Jazz Band Room (84) 41-18	1989	\$102,321	\$803	\$931	1,344	D	5	
1200 Echo Storage 2 (116) 41-17	1991	\$1,400	\$10	\$11	240	D	5	
1210 Echo Storage 3 (117) 41-19	1991	\$1,400	\$10	\$11	240	D	5	
1220 Maintenance Carpentry Quonset (6) 01-34	1991	\$4,199	\$29	\$33	576	D	5	
1230 Complex Communications Center (13) 01-33	1985	\$1,400	\$14	\$16	60	D	5	
1240 Main Gate Control (4) 01-36	1986	\$19,597	\$185	\$212	100	D	5	
1250 Solar Industries Building (3) 41-12	1986	\$69,989	\$659	\$756	3,200	S	2N	
1260 Echo Property Storage (113) 41-21	1990	\$1,400	\$10	\$12	100	D	5	
1280 Echo Labor Pool Storage (114) 41-15	1986	\$1,260	\$12	\$14	100	D	5	
1290 Echo 20 ea Housing Tents(110)	1997	\$54,872	\$201	\$250	10,240	D	5	
1300 Echo Tent Storage (110) 41-16	1994	\$1,540	\$8	\$10	100	D	5	
1310 Pima College Office Trailer (103) 01-26	1992	\$65,790	\$413	\$486	1,440	D	5	
1330 Medical Facility Trailer (51) 41-42	2000	\$29,395	\$62	\$84	1,440	D	5	
1340 Echo Labor Pool Storage (114) 41-32	1986	\$1,260	\$12	\$14	100	D	5	
1350 Echo Tent Control Room (110) 41-31	1993	\$1,400	\$8	\$10	100	D	5	
1360 Echo Storage 1 (115) 41-27	1986	\$1,189	\$11	\$13	240	D	5	
1370 Echo Storage 4 (118) 41-26	1992	\$1,540	\$10	\$11	240	D	5	
1380 CDU Gate Control (5) 01-35	1986	\$16,797	\$158	\$181	100	D	5	
1390 Enclosed Ramada-CDU Storage 01-31	1986	\$11,198	\$105	\$121	800	C	3	
1400 Echo Control (16) 41-23	1990	\$58,791	\$431	\$501	1,440	D	5	
1410 Echo Medical (51) 01-32	1988	\$65,790	\$551	\$636	1,440	D	5	
2000 Cimarron Sallyport (96) 01-04	1986	\$9,244	\$87	\$100	100	C	3	

Year Built	-----Costs-----\			Square Feet	/-----Classes-----\				
	Replacement	Renewal Year 1	Renewal Year 2		Marshall	UBC	Fire Spklr		
DC-2-009 Department of Corrections		ASPC - TUCSON							
County Seat: Pinal		Latitude: 32	4.04	Longitude: 110	59.43				
2010	HUB Health Unit (7) 01-06	1986	\$881,695	\$8,302	\$9,526	7,905	B	2	
2020	HUB Records/Programs (8) 01-07	1986	\$788,295	\$7,423	\$8,517	7,700	B	2	
2030	HUB Vocational/Education (9) 01-08	1986	\$1,054,440	\$9,929	\$11,393	10,300	B	2	
203A	HUB Voc/Ed Gate (90) 01-05	1987	\$5,546	\$49	\$57	100	D	5	
2040	Complex Maintenance (10) 01-09	1986	\$406,755	\$3,830	\$4,395	4,400	B	2	
2050	Isolation/CDU (11) 01-49	1986	\$1,447,861	\$13,634	\$15,643	8,800	B	2	
2060	Complex Food Factory (12) 80-01	1994	\$3,188,723	\$16,681	\$19,946	15,457	C	3	Y
2070	Control/Business/Personnel (13) 01-03	1986	\$792,617	\$7,464	\$8,564	5,424	B	2	
2080	Complex Point of Entry (14) 01-02	1986	\$429,496	\$4,044	\$4,640	4,400	B	2	
2090	Complex Administration (15) 01-01	1986	\$3,645,994	\$34,332	\$39,393	4,700	B	2	
2100	HUB Mental Health (18) 01-17	1982	\$60,347	\$695	\$789	1,440	D	5	
2110	HUB ACI 80-02	1987	\$463,511	\$4,122	\$4,744	9,600	S	2N	
2120	Echo Yard Office (68) 41-22	1989	\$73,087	\$574	\$665	896	D	5	
2130	Complex Tool Hut (53) 01-37	1992	\$31,053	\$195	\$230	880	D	5	
2140	Complex Intake/laundry (105) 01-45	1994	\$1,023,799	\$5,356	\$6,404	10,000	C	3	Y
2150	Complex Mail (451/452) 01-28	1999	\$142,825	\$374	\$487	2,160	D	5	
2160	Complex- Chief of Security Trailer	1999	\$44,435	\$116	\$152	672	D	5	
3000	Cimarron Kitchen (59) 31-02	1986	\$1,994,511	\$18,781	\$21,549	18,760	B	2	
3010	Cimarron Administration (58) 31-01	1986	\$1,608,366	\$15,145	\$17,377	19,270	B	2	
3020	Cimarron Housing Unit 1 (60) 34-01	1986	\$2,839,341	\$26,737	\$30,677	30,024	B	2	
3030	Cimarron Housing Unit 2 (61) 34-02	1986	\$2,828,658	\$26,636	\$30,562	30,024	B	2	
3040	Cimarron Housing Unit 3 (62) 34-03	1986	\$2,828,637	\$26,636	\$30,562	30,024	B	2	
3050	Cimarron Housing Unit 4 (63) 34-04	1986	\$2,828,637	\$26,636	\$30,562	30,024	B	2	

Year Built	-----Costs-----\			Square Feet	/-----Classes-----\			
	Replacement	Renewal Year 1	Renewal Year 2		Marshall	UBC	Fire Spklr	
DC-2-009 Department of Corrections		ASPC - TUCSON						
County Seat: Pinal		Latitude: 32	4.04	Longitude: 110	59.43			
3070	Cimarron Rec Ramada (65) 31-03	1989	\$21,970	\$172	\$200	1,800	S	2N
3080	Cimarron Ramada-Picnic (95) 31-04	1989	\$29,364	\$230	\$267	1,350	S	2N
4000	Head Waterworks-Wastewater SE 01-44	1986	\$2,314,060	\$21,790	\$25,002	1,986	B	0
4010	Waste Water Pond 01-46	1986	\$739,551	\$6,964	\$7,990	0	B	0
4020	Waste Water Pond 01-47	1986	\$739,551	\$6,964	\$7,990	0	B	0
4030	CX Waste Water Trailer (88) 01-21	1987	\$20,707	\$184	\$212	320	D	5
4040	CX Waste Water Building (87) 01-20	1987	\$13,644	\$121	\$140	246	D	5
4050	Waste Water Lab (104) 01-42	1987	\$20,707	\$184	\$212	441	D	5
5000	Winchester Facilities Admin (201) 51-01	1994	\$1,423,250	\$7,446	\$8,903	11,321	C	3 Y
5010	Winchester Sllpirt (202) 51-02	1994	\$33,569	\$176	\$210	264	C	3
5020	Winchester Kitchen/Dining (203) 51-03	1994	\$967,238	\$5,060	\$6,050	3,580	C	3 Y
5030	Winchester Health Unit (204) 51-04	1994	\$636,099	\$3,328	\$3,979	3,915	C	3 Y
5040	Winchester Programs Building (205) 51-05	1994	\$1,622,210	\$8,486	\$10,147	15,845	C	3 Y
5050	Winchester Housing Unit 1 (213) 54-01	1994	\$596,655	\$3,121	\$3,732	7,465	C	3 Y
5060	Winchester Housing Unit 2 (212) 54-02	1994	\$596,655	\$3,121	\$3,732	7,465	C	3 Y
5070	Winchester Housing Unit 3 (211) 54-03	1994	\$596,655	\$3,121	\$3,732	7,465	C	3 Y
5080	Winchester Housing Unit 4 (210) 54-04	1994	\$596,655	\$3,121	\$3,732	7,465	C	3 Y
5090	Winchester Housing Unit 5 (209) 54-05	1994	\$596,655	\$3,121	\$3,732	7,465	C	3 Y
5100	Winchester Housing Unit 6 (208) 54-06	1994	\$596,655	\$3,121	\$3,732	7,465	C	3 Y
5110	Winchester Housing Unit 7 (207) 54-07	1994	\$596,655	\$3,121	\$3,732	7,465	C	3 Y
5120	Winchester Housing Unit 8 (206) 54-08	1994	\$596,655	\$3,121	\$3,732	7,465	C	3 Y
6000	Manzanita Administration (301) 61-01	1994	\$1,429,964	\$7,481	\$8,945	11,810	C	3 Y
6010	Manzanita Sallyprt (302) 61-02	1994	\$33,569	\$176	\$210	264	C	3

Year Built	-----Costs-----\			Square Feet	/-----Classes-----\			
	Replacement	Renewal Year 1	Renewal Year 2		Marshall	UBC	Fire Spklr	
DC-2-009 Department of Corrections		ASPC - TUCSON						
County Seat: Pinal		Latitude: 32	4.04	Longitude: 110	59.43			
6020	Manzanita Kitchen/Dining (303) 61-03	1994	\$984,024	\$5,148	\$6,155	4,225	C 3 Y	
6030	Manzanita Health Unit 1 (304) 61-04	1994	\$636,099	\$3,328	\$3,979	3,915	C 3 Y	
6040	Manzanita Programs (305) 61-05	1994	\$1,229,992	\$6,435	\$7,694	12,014	C 3 Y	
6050	Manzanita HU 1 (310) 64-01	1994	\$466,419	\$2,440	\$2,918	6,297	C 3 Y	
6060	Manzanita HU 2 (309) 64-02	1994	\$392,794	\$2,055	\$2,457	5,303	C 3 Y	
6070	Manzanita HU 3 (308) 64-03	1994	\$392,794	\$2,055	\$2,457	5,303	C 3 Y	
6080	Manzanita HU 4 (307) 64-04	1994	\$392,794	\$2,055	\$2,457	5,303	C 3 Y	
6090	Manzanita HU 5 (306) 64-05	1994	\$392,794	\$2,055	\$2,457	5,303	C 3 Y	
6100	ACI-Storage Building (453&454) 80-03	1996	\$12,771	\$53	\$65	240	S 2N	
6110	Minor-Kitchen/Dining (125) 91-03	1996	\$354,215	\$1,482	\$1,813	2,880	D 5	
6120	Minor-Administration (122) 91-02	1996	\$265,660	\$1,112	\$1,360	2,160	D 5	
6130	Minor-Medical (124) 91-04	1996	\$174,651	\$731	\$894	2,880	D 5	
6140	Minor-Visitation (123) 91-05	1996	\$140,537	\$588	\$719	2,160	D 5	
6150	Minor-HU 10 (120) 94-01	1996	\$1,721,536	\$7,205	\$8,811	9,127	C 3	
6160	Minor-HU 11 (121) 94-02	1996	\$1,721,536	\$7,205	\$8,811	9,127	C 3	
6170	Minor-Guard Shack (126) 91-06	1996	\$2,077	\$9	\$11	64	D 5	
6180	Manzanita Tent Shower (311) 61-07	1998	\$29,395	\$92	\$117	1,440	D 5	
6190	Minors Labor Pool (127) 91-07	1981	\$6,999	\$84	\$96	1,440	D 5	
999A	CX Sallyport 01-50	2002				240	D 0	
	Location Totals:		157	\$102,791,768	\$956,881	\$1,098,573	799,223	

	Year Built	/-----Costs-----\ Replacement Renewal Year 1 Renewal Year 2			Square Feet	/-----Classes-----\ Marshall UBC Fire Spklr		
DC-2-010 Department of Corrections								
County Seat: Pinal								
		Latitude: 32	39.04	Longitude: 111	29.99			
0010 Mobile Office Admin 50-PI-01	1983	\$33,692	\$370	\$421	720	D	5	
0020 Security 50-PI-04	1984	\$33,692	\$353	\$402	720	D	5	
0030 Tool Room 50-PI-05	1984	\$33,692	\$353	\$402	672	D	5	
0040 Dorm-Apache 50-PI-13	1985	\$316,228	\$3,143	\$3,596	4,752	D	5	
0050 Dorm-Navajo 50-PI-14	1985	\$154,886	\$1,540	\$1,762	4,752	D	5	
0060 Dorm-Hopi 50-PI-15	1985	\$524,496	\$5,213	\$5,965	5,784	D	5	
0070 Visitation 50-PI-03	1985	\$212,411	\$2,111	\$2,416	3,250	D	5	
0080 Day Room/Law Library 50-PI-08	1985	\$121,000	\$1,203	\$1,376	1,440	D	5	
0090 Lending Library/Program Office 50-PI-07	1985	\$131,089	\$1,303	\$1,491	1,560	D	5	
0100 Kitchen/Dining Room 50-PI-02	1985	\$389,424	\$3,871	\$4,429	4,634	C	3	
0110 Multi-Purpose 50-PI-06	1985	\$250,077	\$2,486	\$2,844	2,976	D	5	
0120 Dorm-Pima 50-PI-16	1985	\$363,219	\$3,610	\$4,131	4,561	D	5	
0150 Water System 50-PI-19	1986	\$276,585	\$2,604	\$2,988			0	
0170 Visitors Shades (8 ea.) 50-PI-24	1986	\$112,412	\$1,059	\$1,215	6,080	D	5	
0220 Maint Office Trailer 50-PI-27	1991	\$54,810	\$373	\$436	720	D	5	
0230 Fuel Storage 50-PI-25	1992	\$67,135	\$421	\$496	288		0	
0240 Fire Equipment Storage 50-PI-26	1992	\$68,908	\$433	\$509	1,728	S	2N	
Location Totals: 17		\$3,143,757	\$30,444	\$34,881	44,637			

Year Built	-----Costs-----\			Square Feet	/-----Classes-----\				
	Replacement	Renewal Year 1	Renewal Year 2		Marshall	UBC	Fire Spklr		
DC-2-012 Department of Corrections		ASPC - EYMAN							
County Seat: Pinal		Latitude: 33	2.01	Longitude: 111	19.88				
0010	Fac. Admin-Rynning 11-01	1991	\$2,352,950	\$16,002	\$18,732	19,953	B	2	
0020	Kitchen/Dining/Yard Office 11-02	1991	\$2,818,702	\$19,169	\$22,440	20,435	B	2	
0040	Housing Unit 14-01	1991	\$4,558,337	\$31,000	\$36,289	32,271	B	2	
0050	Housing Unit 14-02	1991	\$4,697,750	\$31,948	\$37,399	32,271	B	2	
0060	Housing Unit 14-03	1991	\$4,578,241	\$31,136	\$36,448	32,271	B	2	
0070	Housing Unit 14-04	1991	\$4,745,775	\$32,275	\$37,782	32,271	B	2	
0080	Health Unit 11-03	1991	\$1,117,982	\$7,603	\$8,900	6,087	B	2	
0090	A.C.I./Voc. Ed 11-04	1991	\$3,664,415	\$24,921	\$29,173	28,880	B	2	
0110	Yard Latrine-North 11-05	1991	\$9,018	\$61	\$72	199	S	2N	
0120	Yard Latrine-South 11-06	1991	\$9,018	\$61	\$72	199	S	2N	
0130	Sallyport Control 11-07	1991	\$103,929	\$707	\$827	264	B	2	
0200	Complex Admin 01-01	1991	\$1,410,294	\$9,591	\$11,227	12,064	B	2	
0210	Complex Vehicle Maint. 01-02	1991	\$1,299,874	\$8,840	\$10,348	7,968	B	2	
0220	Complex Maintenance 01-03	1991	\$1,299,331	\$8,836	\$10,344	11,947	B	2	
0230	Complex Warehouse 01-04	1995	\$1,235,952	\$5,819	\$7,028	36,897	B	2	
0240	Flammable Storage 01-05	1991	\$6,526	\$44	\$52	144	S	2N	
0250	Fuel Island 01-06	1991	\$203,355	\$1,383	\$1,619	576	S	2N	
0260	Lockup 14-05	1993	\$1,733,552	\$9,976	\$11,829	10,228	B	2	Y
0270	I/M Receiving Hub Office 01-13	2001	\$9,727	\$15	\$22	190	D	5	
0280	Training Hut 01-08	1992	\$28,259	\$177	\$209	1,006	D	5	
0290	TSU Training Hut 01-09	1992	\$28,259	\$177	\$209	1,006	D	5	
0300	TSU-Training Hut 01-10	1992	\$28,259	\$177	\$209	1,006	D	5	
0310	Complex Engineering Storage Ramada 01-12	2000	\$7,377	\$15	\$21	1,600	S	2N	

	Year Built	-----Costs-----\			Square Feet	/-----Classes-----\		
		Replacement	Renewal Year 1	Renewal Year 2		Marshall	UBC	Fire Spklr
DC-2-012 Department of Corrections								
County Seat: Pinal			Latitude: 33 2.01	Longitude: 111 19.88				
0400 Waste Water Treatment Plant 01-11	1995	\$7,878,745	\$37,095	\$44,802	0		0	
0500 Facilities Admin-Meadows 31-01	1994	\$1,755,518	\$9,184	\$10,981	19,953	C	3	Y
0510 Kitchen/Dining/Yard Office 31-02	1994	\$2,374,839	\$12,424	\$14,855	20,435	C	3	Y
0520 Lock-up 31-03	1994	\$1,770,379	\$9,262	\$11,074	10,228	C	3	Y
0530 Dormitory 34-01	1994	\$1,096,229	\$5,735	\$6,857	11,185	C	3	Y
0540 Dormitory 34-02	1994	\$1,096,229	\$5,735	\$6,857	11,185	C	3	Y
0550 Dormitory 34-03	1994	\$1,096,229	\$5,735	\$6,857	11,185	C	3	Y
0560 Dormitory 34-04	1994	\$1,096,229	\$5,735	\$6,857	11,185	C	3	Y
0570 Dormitory 34-05	1994	\$1,096,229	\$5,735	\$6,857	11,185	C	3	Y
0580 Dormitory 34-06	1994	\$1,096,229	\$5,735	\$6,857	11,185	C	3	Y
0590 Dormitory 34-07	1994	\$1,096,229	\$5,735	\$6,857	11,185	C	3	Y
0600 Dormitory 34-08	1994	\$1,096,229	\$5,735	\$6,857	11,185	C	3	Y
0610 Health Unit 31-04	1994	\$723,405	\$3,784	\$4,525	6,087	C	3	Y
0620 A.C.I./Voc. Ed 31-05	1994	\$3,664,415	\$19,170	\$22,921	28,890	C	3	Y
0630 Sallyport/Guard Station 31-06	1994	\$79,696	\$417	\$499	264	C	3	
1010 Fac Admin-Cook 21-01	1993	\$1,766,980	\$10,168	\$12,058	19,953	B	2	Y
1020 Dormitory 24-01	1993	\$1,314,498	\$7,564	\$8,970	11,285	B	2	Y
1030 Dormitory 24-02	1993	\$1,314,498	\$7,564	\$8,970	11,285	B	2	Y
1040 Dormitory 24-03	1993	\$1,314,498	\$7,564	\$8,970	11,285	B	2	Y
1050 Dormitory 24-04	1993	\$1,314,498	\$7,564	\$8,970	11,285	B	2	Y
1060 Dormitory 24-05	1993	\$1,314,498	\$7,564	\$8,970	11,285	B	2	Y
1070 Dormitory 24-06	1993	\$1,314,498	\$7,564	\$8,970	11,285	B	2	Y
1080 Dormitory 24-07	1993	\$1,314,498	\$7,564	\$8,970	11,285	B	2	Y

	Year Built	/-----Costs-----\ Replacement Renewal Year 1 Renewal Year 2			Square Feet	/-----Classes-----\ Marshall UBC Fire Spklr			
		DC-2-012 Department of Corrections ASPC - EYMAN							
County Seat:	Pinal	Latitude:	33	2.01	Longitude:	111	19.88		
1090	Dormitory 24-08	1993	\$1,314,498	\$7,564	\$8,970	11,285	B	2	Y
1100	Sallyport 21-02	1993	\$45,273	\$261	\$309	264	B	2	
1110	Health Unit 21-03	1993	\$992,848	\$5,713	\$6,775	6,087	B	2	Y
1120	Voced/ACI 21-04	1993	\$1,544,094	\$8,886	\$10,537	19,200	B	2	Y
1130	Kitchen/Dining/Yard Office 21-05	1993	\$2,734,687	\$15,737	\$18,661	20,435	B	2	Y
	Location Totals:		51	\$80,563,576	\$478,429	\$565,865	621,289		
DC-2-015 Department of Corrections SMU-I - EYMAN									
County Seat:	Pinal	Latitude:	33	1.93	Longitude:	111	20.28		
0080	Receiving Hub 44-02	2000	\$35,935	\$75	\$102	10,681	C	3	
0090	Traffic Control Gate 1 41-05	1998	\$90,986	\$286	\$362	128	S	0	
0110	Main Administration 41-01	1987	\$1,475,336	\$13,121	\$15,101	8,704	B	2	
0120	Detention/Service 44-01	1987	\$46,509,015	\$413,620	\$476,052	256,926	B	2	
0130	Water/Sewer System 41-02	1987	\$226,580	\$2,015	\$2,319	0		0	
0140	Security Towers (4) 41-03	1987	\$688,798	\$6,126	\$7,050	521	S	2N	
0150	Property Building 41-04	1993	\$44,472	\$256	\$303	1,104	C	3	
	Location Totals:		7	\$49,071,122	\$435,498	\$501,291	278,064		

	Year Built	/-----Costs-----\ Replacement Renewal Year 1 Renewal Year 2			Square Feet	/-----Classes-----\ Marshall UBC Fire Spklr		
DC-2-016 Department of Corrections								
		SMU-II - EYMAN						
County Seat: Pinal			Latitude:	Longitude:				
0010 Housing Unit A-I 54-01	1995	\$37,681,538	\$177,414	\$214,276	199,524	B	2	
0020 Kitchen/Laundry/Health 51-07	1996	\$6,991,953	\$29,262	\$35,784	55,590	B	2	
0030 Maintenance Building 51-02	1995	\$563,941	\$2,655	\$3,207	5,000	C	3	
0040 Administration Building 51-01	1995	\$675,796	\$3,182	\$3,843	10,253	B	2	
0050 Tower 51-03	1995	\$37,285	\$176	\$212	400	B	2	
0060 Guard Station 51-04	1995	\$46,606	\$219	\$265	330	B	2	
0070 Staff Training Center 51-05	1998	\$450,942	\$1,415	\$1,795	3,200	C	3	
0080 Supply/Storage 51-06	1995	\$298,154	\$1,404	\$1,695	1,800	C	3	
Location Totals:	8	\$46,746,215	\$215,727	\$261,077	276,097			

	Year Built	/-----Costs-----\ Replacement Renewal Year 1 Renewal Year 2			Square Feet	/-----Classes-----\ Marshall UBC Fire Spklr		
DC-2-020 Department of Corrections								
County Seat: Pima								
		Latitude: 32 12.31				Longitude: 110 59.43		
		TUCSON--SACRAC						
0010 Release Center (10) 74-01	1982	\$3,500,090	\$40,283	\$45,778	25,956	D	5	
0020 Office Trailer (02) 71-01	1982	\$91,074	\$1,048	\$1,191	1,292	D	5	
0030 Administration Trailer (01) 71-02	1982	\$76,534	\$881	\$1,001	1,140	D	5	
0040 Kitchen (03) 71-03	1982	\$77,716	\$894	\$1,016	1,029	D	5	
0050 Maintenance/Storage (07) 71-04	1982	\$98,688	\$1,136	\$1,291	1,680	D	5	
0060 Storage (08, 09, & 010) 71-05	1990	\$56,393	\$413	\$481	840	D	5	
0070 Auto Maintenance (06) 71-06	1982	\$21,148	\$243	\$277	360	D	5	
0080 Storage Mod. 71-11	1982	\$55,437	\$638	\$725	720	D	5	
0100 Inmate Store 71-08	1993	\$56,393	\$325	\$385	840	D	5	
0110 Storage Mod. 2 71-10	1999	\$23,097	\$60	\$79	300	D	5	
Location Totals:	10	\$4,056,568	\$45,921	\$52,223	34,157			

	Year Built	/-----Costs-----\ Replacement Renewal Year 1 Renewal Year 2			Square Feet	/-----Classes-----\ Marshall UBC Fire Spklr		
		DC-2-021 Department of Corrections						
TUCSON--COTA								
County Seat: Pima		Latitude: 32	14.44	Longitude:	111	5.20		
0010	Dormitory 1 10-01	1963	\$233,175	\$5,001	\$5,569	3,078	C	3
0020	Dormitory 2 10-02	1963	\$233,175	\$5,001	\$5,569	3,078	C	3
0030	Dormitory 3 10-03	1963	\$233,175	\$5,001	\$5,569	3,078	C	3
0040	Dormitory 4 10-04	1963	\$233,175	\$5,001	\$5,569	3,078	C	3
0050	Dormitory 5 10-05	1963	\$233,175	\$5,001	\$5,569	3,078	C	3
0060	Dormitory 6 10-06	1963	\$233,175	\$5,001	\$5,569	3,078	C	3
0070	Dormitory 7 10-07	1984	\$656,084	\$6,864	\$7,835	6,282	C	3
0080	Dormitory 8 10-08	1986	\$1,919,286	\$18,073	\$20,737	24,897	D	5
0090	Administration Building 01-01	1986	\$578,968	\$5,452	\$6,255	5,255	D	5
0100	Gymnasium 01-07	1963	\$421,782	\$9,047	\$10,074	5,090	C	3
0110	Classroom #1 01-06	1963	\$123,694	\$2,653	\$2,954	1,287	C	3
0120	Seminar Room 01-04	1963	\$123,694	\$2,653	\$2,954	1,287	C	3
0130	Classroom II 01-02	1963	\$123,694	\$2,653	\$2,954	1,287	C	3
0140	Classroom and Auditorium 01-03	1982	\$756,759	\$8,710	\$9,898	7,200	C	3
0150	Multi-Purpose Building 01-08	1963	\$1,147,141	\$24,605	\$27,398	10,412	C	3
0160	Classroom 01-05	1986	\$606,950	\$5,715	\$6,558	5,737	C	3
0170	Pool Maint. Building 01-09	1963	\$6,044	\$130	\$144	204	C	3
0180	Swimming Pool 03-01	1963	\$0	\$0	\$0			0
	Location Totals:	18	\$7,863,145	\$116,562	\$131,174	87,406		
	District Totals:	494	\$429,898,480	\$4,472,906	\$5,097,779	3,275,993		

	Year Built	-----Costs-----\			Square Feet	/-----Classes-----\		
		Replacement	Renewal Year 1	Renewal Year 2		Marshall	UBC	Fire Spklr
DC-3-001 Department of Corrections								
County Seat: Graham								
		ASP - FORT GRANT						
		Latitude: 32	37.42	Longitude: 109	56.48			
0010 Administration Bldg 30-01	1965	\$1,543,763	\$31,496	\$35,114	10,620	C	3	Y
0020 Guard Control House 30-04	1986	\$4,667	\$44	\$50	64	D	5	
0030 Visitation Center 30-02	1984	\$938,334	\$9,818	\$11,205	10,953	C	3	
0040 Motor Pool & Storage 30-10	1954	\$3,288	\$86	\$93	72	C	3	Y
0050 SM. Eng. & Upolstery 30-09	1984	\$23,669	\$248	\$283	641	C	3	
0060 Pump Island 10k,6k&3k 30-11	1968	\$46,984	\$885	\$989	792		0	
0070 Complex Tool Room 30-12	1972	\$127,773	\$2,139	\$2,398	1,970	S	2N	
0080 Sign Shop 30-49	1984	\$27,913	\$292	\$333	756	C	3	
0100 Residence Housing 91-19	1954	\$93,369	\$2,442	\$2,655	1,184	C	3	
0110 Training Offices/Clstrm 30-14	1954	\$93,369	\$2,442	\$2,655	1,184	C	3	
0120 Residence Housing 91-20	1954	\$93,369	\$2,442	\$2,655	1,184	C	3	
0130 Residence Housing 91-21	1954	\$93,369	\$2,442	\$2,655	1,184	C	3	
0140 Residence Housing 91-22	1954	\$93,369	\$2,442	\$2,655	1,184	C	3	
0150 Residence Housing 91-23	1954	\$93,368	\$2,442	\$2,655	1,184	C	3	
0160 Residence Housing 91-24	1954	\$93,369	\$2,442	\$2,655	1,184	C	3	
0200 Wainwright Hall 34-10	1952	\$601,830	\$15,742	\$17,112	4,748	C	3	
0210 Chapel 30-15	1956	\$478,579	\$12,017	\$13,335	3,250	C	3	
0230 Dental & Medical Clinic 30-16	1937	\$289,777	\$7,580	\$8,239	2,762	C	3	
0240 Maintenance Storage 30-17	1950	\$507,018	\$13,262	\$14,416	4,278	S	2N	
024A Lumber Storage 30-18	1985	\$21,326	\$212	\$243	736	D	5	
0250 Firehouse 30-19	1950	\$65,931	\$1,725	\$1,875	1,600	C	3	
0260 Video Control 30-20	1974	\$37,499	\$589	\$661	672	D	5	
0290 Hobby Shops/Library 30-43	1952	\$596,865	\$15,612	\$16,970	5,880	C	3	

Year Built	-----Costs-----\			Square Feet	/-----Classes-----\			
	Replacement	Renewal Year 1	Renewal Year 2		Marshall	UBC	Fire Spklr	
DC-3-001 Department of Corrections		ASP - FORT GRANT						
County Seat: Graham		Latitude: 32	37.42	Longitude: 109	56.48			
0300	Wardens Residence 91-25	1956	\$229,181	\$5,755	\$6,386	3,100	C	3
0310	EAC Gate Shack 30-58	1994	\$1,120	\$6	\$7	100	D	5
0320	Eastrn AZ College Office 30-26	1954	\$90,675	\$2,372	\$2,578	1,316	C	3
0330	Vocational Bldg 30-27	1957	\$1,113,393	\$27,375	\$30,390	11,400	C	3
0340	Command Center 30-60	1989	\$44,096	\$346	\$401	672	D	5
0350	Maintenance Shops 30-94	1860	\$377,172	\$9,866	\$10,724	6,766	C	3
0360	Vocational Bldg-GED 30-29	1957	\$260,100	\$6,395	\$7,099	2,700	C	3
0370	Vocational Bldg-Maint 30-28	1965	\$305,852	\$6,240	\$6,957	3,810	C	3
0380	Vocational Bldg 30-25	1965	\$529,279	\$10,799	\$12,039	5,400	C	3
0390	Storage Bldg 30-59	1957	\$19,770	\$486	\$540	336	S	2N
0400	Auto Engine Repair Bldg 30-22	1977	\$134,705	\$1,903	\$2,145	4,598	D	5
0420	Auto Shop Maintenance 30-24	1981	\$613,440	\$7,381	\$8,372	7,200	S	2N
0430	Bottled Gas Storage 30-26A	1984	\$11,511	\$120	\$137	252	C	3
0440	Wardens Storage Bldg 91-26	1984	\$32,837	\$344	\$392	658	D	5
0450	Automotive Spray Booth 30-46	1993	\$194,669	\$1,120	\$1,328	880	S	2N
0510	Residence Housing 91-15	1973	\$103,640	\$1,681	\$1,886	1,176	C	3
0520	Residence Housing 91-16	1954	\$93,369	\$2,442	\$2,655	1,120	C	3
0530	Residence Housing 91-17	1954	\$93,369	\$2,442	\$2,655	1,120	C	3
0540	Residence Housing 91-18	1956	\$103,640	\$2,602	\$2,888	1,176	C	3
0550	Residence Housing 91-01	1971	\$103,640	\$1,789	\$2,004	1,176	C	3
0560	Residence Housing 91-02	1956	\$103,640	\$2,602	\$2,888	1,176	C	3
0570	Residence Housing 91-03	1954	\$93,369	\$2,442	\$2,655	1,120	C	3
0580	Residence Housing 91-04	1954	\$93,369	\$2,442	\$2,655	1,184	C	3

	Year Built	/-----Costs-----\ Replacement Renewal Year 1 Renewal Year 2			Square Feet	/-----Classes-----\ Marshall UBC Fire Spklr		
		DC-3-001 Department of Corrections						
ASP - FORT GRANT								
County Seat:	Graham	Latitude:	32	37.42	Longitude:	109	56.48	
0590	Residence Housing 91-14	1973	\$103,640	\$1,681	\$1,886	1,176	C	3
0600	Residence Housing 91-13	1971	\$103,640	\$1,789	\$2,004	1,176	C	3
0610	Residence Housing 91-12	1971	\$103,640	\$1,789	\$2,004	1,270	C	3
0620	Residence Housing 91-11	1971	\$103,640	\$1,789	\$2,004	1,176	C	3
0630	Residence Housing 91-10	1971	\$110,173	\$1,902	\$2,130	1,492	C	3
0650	Water Tanks 30-13	1956	\$972,897	\$24,430	\$27,109			0
0660	Residence Housing 91-09	1973	\$103,640	\$1,681	\$1,886	1,176	C	3
0670	Residence Housing 591-08	1956	\$103,640	\$2,602	\$2,888	1,176	C	3
0680	Residence Housing 91-07	1956	\$103,640	\$2,602	\$2,888	1,176	C	3
0690	Residence Housing 91-06	1971	\$103,640	\$1,789	\$2,004	1,176	C	3
0700	Residence Housing 91-05	1971	\$103,640	\$1,789	\$2,004	1,176	C	3
0710	Fire Dorm 30-05	1983	\$20,106	\$221	\$252	525	D	5
0720	3 ACI Quonset Huts 30-05,06,07	1983	\$66,000	\$725	\$826	2,880	S	2N
0800	Maint Shops/SallyPort 30-39	1970	\$223,219	\$3,970	\$4,443	8,000	C	3
0810	Warehouse/Phy Plant 30-38	1960	\$1,080,422	\$24,869	\$27,647	12,200	C	3
0820	Staff Apartments 91-29	1966	\$229,181	\$4,556	\$5,083	2,464	C	3
0830	Staff Apartments 91-28	1957	\$323,991	\$7,966	\$8,843	3,696	C	3
0840	Staff Apartments 91-27	1963	\$229,181	\$4,916	\$5,474	2,464	C	3
0850	Kitchen/Dining 30-03	1956	\$1,235,009	\$31,012	\$34,412	9,210	C	3
0860	Miles Hall 34-09	1965	\$507,018	\$10,344	\$11,533	5,534	C	3
0870	I/M Programs 30-45	1925	\$403,555	\$10,556	\$11,474	3,932	C	3
0900	Dormitory Crook 34-08	1965	\$207,332	\$4,230	\$4,716	3,150	C	3
0910	Gymnasium-Barber Shop 30-34	1952	\$1,213,083	\$31,730	\$34,491	12,870	C	3

Year Built	/-----Costs-----\ Replacement Renewal Year 1 Renewal Year 2			Square Feet	/-----Classes-----\ Marshall UBC Fire Spklr		
------------	--	--	--	-------------	--	--	--

DC-3-001 Department of Corrections

ASP - FORT GRANT

County Seat: Graham

Latitude: 32 37.42 Longitude: 109 56.48

0920	Disciplinary Ofc/Yrd Hub 30-56	1965	\$194,139	\$3,961	\$4,416	1,924	C	3
0930	Theater 30-33	1965	\$882,145	\$17,998	\$20,065	6,250	C	3
1000	Dormitory Reed Hall 34-03	1957	\$601,830	\$14,797	\$16,427	4,748	C	3
1010	Dormitory Mills Hall 34-04	1957	\$601,830	\$14,797	\$16,427	4,748	C	3
1020	Dormitory Cooper Hall 34-05	1960	\$601,830	\$13,853	\$15,400	4,748	C	3
1030	Dormitory Shafter Hall 34-06	1965	\$601,830	\$12,279	\$13,689	4,748	C	3
1040	Dormitory Grierson Hall 34-07	1965	\$601,830	\$12,279	\$13,689	4,748	C	3
1100	Dormitory 34-39	1954	\$93,369	\$2,442	\$2,655	1,120	C	3
1110	Dormitory 34-38	1956	\$103,640	\$2,602	\$2,888	1,176	C	3
1120	Dormitory 34-37	1966	\$103,640	\$2,060	\$2,298	1,176	C	3
1130	Dormitory 34-36	1956	\$103,640	\$2,602	\$2,888	1,176	C	3
1140	Dormitory 34-35	1956	\$103,640	\$2,602	\$2,888	1,176	C	3
1150	Dormitory 34-34	1954	\$93,369	\$2,442	\$2,655	1,120	C	3
1160	Dormitory 34-33	1954	\$93,369	\$2,442	\$2,655	1,120	C	3
1170	Dormitory 34-32	1954	\$93,369	\$2,442	\$2,655	1,120	C	3
1180	Dormitory 34-31	1954	\$93,369	\$2,442	\$2,655	1,120	C	3
1190	Dormitory 34-30	1954	\$93,369	\$2,442	\$2,655	1,120	C	3
1200	Dormitory 34-29	1950	\$93,369	\$2,442	\$2,655	1,120	C	3
1210	Dormitory 34-28	1966	\$103,640	\$2,060	\$2,298	1,176	C	3
1220	Dormitory 34-27	1956	\$103,640	\$2,602	\$2,888	1,176	C	3
1230	Dormitory 34-23	1966	\$103,640	\$2,060	\$2,298	1,176	C	3
1240	Dormitory 34-22	1954	\$93,369	\$2,442	\$2,655	1,120	C	3
1250	Dormitory 34-21	1954	\$93,369	\$2,442	\$2,655	1,120	C	3

	Year Built	-----Costs-----\			Square Feet	/-----Classes-----\		
		Replacement	Renewal Year 1	Renewal Year 2		Marshall	UBC	Fire Spklr
DC-3-001 Department of Corrections		ASP - FORT GRANT						
County Seat: Graham		Latitude: 32	37.42	Longitude:	109	56.48		
1260	Dormitory 34-17	1954	\$93,369	\$2,442	\$2,655	1,120	C	3
1270	Dormitory 34-16	1954	\$93,369	\$2,442	\$2,655	1,120	C	3
1280	Laundry 30-62	1954	\$99,260	\$2,596	\$2,822	1,120	C	3
1290	Dormitory34-34	1954	\$93,369	\$2,442	\$2,655	1,120	C	3
1300	Dormitory 34-14	1954	\$93,369	\$2,442	\$2,655	1,120	C	3
1310	Dormitory 34-32	1954	\$93,369	\$2,442	\$2,655	1,120	C	3
1340	Dormitory 34-18	1956	\$103,640	\$2,602	\$2,888	1,176	C	3
1350	Dormitory 34-19	1956	\$103,640	\$2,602	\$2,888	1,176	C	3
1360	Dormitory 34-20	1956	\$103,640	\$2,602	\$2,888	1,176	C	3
1370	Dormitory 34-24	1956	\$103,640	\$2,602	\$2,888	1,176	C	3
1380	Dormitory 34-25	1956	\$103,640	\$2,602	\$2,888	1,176	C	3
1390	Dormitory 34-26	1956	\$103,640	\$2,602	\$2,888	1,176	C	3
1450	Dormitory Cochise #1 34-01	1964	\$903,993	\$18,916	\$21,076	6,870	C	3
1460	Dormitory Cochise #2 34-02	1965	\$242,376	\$4,945	\$5,513	2,464	C	3
1470	State Stable Building 30-31	1965	\$22,656	\$462	\$515	8,000	C	3
1480	ACI Maint Storage (Farm) 80-04	1952	\$245,241	\$6,415	\$6,973	2,260	C	3
1490	ACI Office (Farm) 80-02	1970	\$264,631	\$4,707	\$5,267	2,705	C	3
1500	ACI Hay Barn (Farm) 80-01	1965	\$231,656	\$4,726	\$5,269	8,880	D	5
1510	Dog Kennels 30-32	1984	\$45,926	\$481	\$548	1,890	D	5
1520	Barn 80-08	1984	\$46,617	\$488	\$557	1,800	C	3
1530	Hog Farm 80-03	1975	\$174,011	\$2,640	\$2,969	3,000	D	5
1540	Firing Range Mobile 30-61	1984	\$33,535	\$351	\$400	720	D	5
1550	QuonsetHut GreenHouse 30-48	1984	\$22,060	\$231	\$263	768	D	5

	Year Built	/-----Costs-----\ Replacement Renewal Year 1 Renewal Year 2			Square Feet	/-----Classes-----\ Marshall UBC Fire Spklr		
		DC-3-001 Department of Corrections						
ASP - FORT GRANT								
County Seat: Graham		Latitude: 32	37.42	Longitude: 109	56.48			
1560	Emergency Power Plant 30-43	1987	\$42,526	\$378	\$435	576	C	3
1570	Paint/Chemical Storage 30-14	1987	\$16,695	\$148	\$171	258	D	5
1580	Storage 30-42	1987	\$6,191	\$55	\$63	112	D	5
1600	Staff Corrals Hay Barn 80-07	1984	\$36,978	\$387	\$442	1,800	C	3
1610	Hazards Material Storage 30-50	1950	\$19,467	\$509	\$554	225	C	3
2000	Well #1 Pump & Shelter 30-51	1977	\$222,270	\$3,139	\$3,539	1,320	D	0
2020	Sewage Disposal System 30-52	1950	\$227,119	\$5,941	\$6,458	96	D	0
2030	Water Value Station 30-53	1989	\$4,351	\$34	\$40	400	D	5
2040	Water Filtration Bldg 30-54	1991	\$224,767	\$1,529	\$1,789	800	D	5
2050	Well House #2 30-55	1990	\$18,126	\$133	\$155	240	D	5
2060	WWTP Ponds & Blower Bldg 30-56	1999	\$765,049	\$2,001	\$2,610	100	C	3
3000	Staff Corral 80-05	1989	\$21,933	\$172	\$200	484	D	5
3020	Hay Barn (ACI) 80-01	1989	\$7,979	\$63	\$73	440	D	5
3030	Multi-Purpose Building 30-44	1995	\$201,918	\$951	\$1,148	5,519	C	3
	Location Totals:		129	\$29,355,788	\$625,491	\$692,579	311,342	

	Year Built	/-----Costs-----\ Replacement Renewal Year 1 Renewal Year 2			Square Feet	/-----Classes-----\ Marshall UBC Fire Spklr		
DC-3-003 Department of Corrections		ASPC - SAFFORD						
County Seat: Graham		Latitude: 32	49.76	Longitude: 109	33.90			
008A	Wardens Residence 90-01	1971	\$44,096	\$761	\$853	1,080	D	5
008B	Deputy Wardens Residence 90-03	1971	\$44,096	\$761	\$853	1,080	D	5
008K	Residence Trailer 90-23	1971	\$28,840	\$498	\$558	720	D	5
0090	Cmplx Staff Chng Area 01-29T	2001	\$32,607	\$51	\$74	500	D	5
0100	StateGarage/CX Tool Room 01-10	1972	\$165,287	\$2,767	\$3,102	4,142	S	2N
0120	Domestic Water System 01-20	1987	\$345,740	\$3,075	\$3,539	750	D	0
0140	Graham Physical Plant 11-16	1972	\$18,533	\$310	\$348	288	C	3
0160	Electronics Building 01-15	1982	\$46,878	\$540	\$613	1,080	D	5
0170	Cmplx Maint Ofc/Lmbr Bin 01-07	1982	\$33,553	\$386	\$439	1,944	D	5
0230	Maint WareHouse/Shops 01-06	1983	\$112,880	\$1,240	\$1,412	3,840	S	2N
0250	Maint Shops/Tool Rm 11-17	1975	\$38,066	\$578	\$649	700	D	5
0310	Graham Dormitory #4 14-04	1976	\$1,071,772	\$15,699	\$17,674	6,532	C	3
0320	Surplus Property 01-08	1977	\$137,397	\$1,941	\$2,188	4,598	D	5
0330	Graham Dormitory #2 14-02	1977	\$858,783	\$12,130	\$13,674	8,299	C	3
0350	Graham Dormitory #1 14-01	1980	\$909,575	\$11,420	\$12,931	7,315	C	3
0360	Graham Drmitry 7 QnstHts 14-07	1986	\$247,454	\$2,330	\$2,674	8,208	D	5
0370	TSU Building 01-09	1986	\$75,728	\$713	\$818	1,280	D	5
0390	Staff Training Classroom 01-11	1987	\$93,185	\$829	\$954	1,440	D	5
0420	Grhm/Ktchn/Dning/Drmitry 11-03	1983	\$1,512,120	\$16,612	\$18,917	14,346	C	3
0440	Graham Dormitory #3 14-03	1986	\$647,108	\$6,093	\$6,992	6,954	C	3
0460	Grahm Drmitry 8 QnstHuts 14-08	1986	\$462,218	\$4,352	\$4,994	11,693	D	5
0470	Quonset Hut 01-14	1984	\$588,925	\$6,162	\$7,033	7,220	D	5
0490	Gym/Multi-Purpose Bldg 11-07	1987	\$241,684	\$2,149	\$2,474	8,000	S	2N

	Year Built	-----Costs-----\			Square Feet	/-----Classes-----\		
		Replacement	Renewal Year 1	Renewal Year 2		Marshall	UBC	Fire Spklr
DC-3-003 Department of Corrections								
County Seat: Graham								
		ASPC - SAFFORD						
		Latitude: 32	49.76	Longitude: 109	33.90			
049A Multi-Purpose/Ed/Library 11-07	1987	\$487,388	\$4,335	\$4,989	6,402	C	3	
0520 WastewaterTreatment Plnt 01-21	1988	\$795,020	\$6,654	\$7,685	0		0	
052A WastewaterReuseSystemPmps 01-61	1991	\$348,456	\$2,370	\$2,774		D	0	
052B WW Meter Building 01-27	1992				36	C	3	
0530 Wastewater Chlorine Bldg 01-28	1987	\$717	\$6	\$7	64	D	5	
0600 Central Intake/CIP 11-02	2000	\$295,825	\$619	\$841	4,008	D	5	
0620 Graham Dormitory #5 14-05	1989	\$432,130	\$3,391	\$3,932	5,175	C	3	Y
0630 Graham Dormitory #6 14-06	1989	\$432,130	\$3,391	\$3,932	5,175	C	3	Y
0640 Shipping/Receiving 01-05	1989	\$147,730	\$1,159	\$1,344	5,206	C	3	Y
0670 Mdulr InvestigatnOfc/I&I 11-06	1989	\$44,096	\$346	\$401	1,080	D	5	
0700 Mdulr-Financial Services 01-19	1989	\$109,628	\$860	\$997	1,440	D	5	
0720 Offender Informatn Unit 01-02	1989	\$109,628	\$860	\$997	1,440	D	5	
0750 Mail&Property(Personnel) 01-03	1989	\$109,628	\$860	\$997	1,440	D	5	
0830 Tent Bathroom Mobile 21-12	1999	\$18,197	\$48	\$62	500	D	5	
0840 InmateTent BthHse 24-04T	1995	\$7,070	\$33	\$40	300	D	5	
0850 Cmplx Administration 54-01-01	1992	\$554,173	\$3,479	\$4,097	5,090	C	3	
0860 Trnsprtation/Mtr Pool 01-04	1993	\$36,434	\$210	\$249	480	D	5	
086A 2000 Gal FuelingTanks 01-04A	1994	\$40,038	\$209	\$250	587		0	N
0870 TntoMedical Bldg/HlthUnt 21-02	1992	\$799,370	\$5,018	\$5,909	5,880	C	3	
0880 Tnto Kitchen/Dining Hall 21-03	1992	\$689,933	\$4,331	\$5,100	5,075	C	3	
0890 Tonto Education Bldg 21-04	1992	\$679,737	\$4,267	\$5,025	5,000	C	3	
0900 Tonto Dormitory #1 24-01	1992	\$1,045,947	\$6,566	\$7,732	11,912	C	3	
0910 Tonto Dormitory #2 24-02	1992	\$1,046,115	\$6,567	\$7,733	11,912	C	3	

Year Built	-----Costs-----\			Square Feet	/-----Classes-----\				
	Replacement	Renewal Year 1	Renewal Year 2		Marshall	UBC	Fire Spklr		
DC-3-003 Department of Corrections		ASPC - SAFFORD							
County Seat: Graham		Latitude: 32	49.76	Longitude: 109	33.90				
0920	Tonto Dormitory #3 24-03	1992	\$523,055	\$3,284	\$3,867	6,645	C	3	
0930	Tonto Unit Administrtrion 21-01	1992	\$1,991,899	\$12,504	\$14,725	14,652	C	3	
0940	Tnto Holding Pen/Rstroom 21-07	1993	\$2,800	\$16	\$19	1,600	D	5	
0950	Tnto Holding Pen/Rstroom 21-06	1997	\$6,719	\$25	\$31	1,600	D	5	
0960	Tonto Sallyport 21-05	1992	\$45,317	\$284	\$335	264	C	3	
0970	Occupational Health 01-18	1996	\$58,623	\$245	\$300	48	D	5	
0980	MdulrUnit Staff Training 01-12	1996	\$25,671	\$107	\$131	480	D	5	
0990	TntoGas Dstrbtion System 01-55	1992	\$167,974	\$1,054	\$1,242	0		0	
1000	South Mailbox Bldg 11-19	1996	\$10,699	\$45	\$55	100	D	5	
1010	North Mailbox Bldg 11-18	1996	\$10,699	\$45	\$55	100	D	5	
1020	Wkcrw/Inmate Strip Shack 11-04	1996	\$25,671	\$107	\$131	480	D	5	
1030	Graham Administration 11-01	1999	\$678,361	\$1,774	\$2,315	10,000	C	3	Y
1040	Grahm/Tonto ElectricGate 01-51	1990	\$69,989	\$513	\$597	0	C	0	
1050	Sweat Lodge 21-13	1990				500	D	5	
1060	Firing Range 01-45	1999				5,400	D	5	
	Location Totals:	61	\$19,603,392	\$166,983	\$192,658	222,080			

	Year Built	-----Costs-----\			Square Feet	/-----Classes-----\		
		Replacement	Renewal Year 1	Renewal Year 2		Marshall	UBC	Fire Spklr
DC-3-004 Department of Corrections		ASPC - DOUGLAS						
County Seat: Cochise		Latitude: 31	27.30	Longitude: 109	53.57			
0010 Complex Administration 01-01	1987	\$1,779,177	\$15,823	\$18,211	16,353	C	3	
0020 Training Center 01-06	1989	\$97,450	\$765	\$887	1,344	D	5	
0030 Training Office 01-05	1989	\$36,543	\$287	\$332	504	D	5	
0040 Telephone Switching Trailer 01-21	1990	\$39,153	\$287	\$334	480	D	5	
0050 Vehicle Maint. 01-09	1987	\$401,206	\$3,568	\$4,107	2,460	S	2N	
0060 Complex Maintenance Shop 01-10	1987	\$735,854	\$6,544	\$7,532	6,840	S	2N	
0070 Maintenance Supply Storage 01-08	1988	\$15,835	\$133	\$153	672	D	5	
0080 Traffic Control 01-17	1988	\$181,560	\$1,520	\$1,755	622	C	3	
0090 Warehouse/Receiving/Laundry 01-19	1987	\$713,668	\$6,347	\$7,305	9,642	S	2N	
0100 Canteen Trailer 01-26	1986	\$121,839	\$1,147	\$1,316	1,884	D	5	
0110 Canteen/Warehouse 2 01-11	1986	\$237,155	\$2,233	\$2,562	6,400	S	2N	
0120 Complex Warehouse 01-15	1941	\$480,711	\$12,574	\$13,668	20,400	D	5	
0130 Maintenance Warehouse 01-13	1941	\$106,631	\$2,789	\$3,032	4,525	D	5	
0140 Freezer Warehouse 01-14	1941	\$236,384	\$6,183	\$6,721	3,150	D	5	
0150 Dog Kennel 01-99M	1996	\$14,016	\$59	\$72	720	S	2N	
0160 Vocation/Education 01-22	1987	\$1,031,678	\$9,175	\$10,560	12,000	S	2N	
0170 Inmate Industries/Warehouse 81-01	1986	\$868,975	\$8,183	\$9,389	20,000	S	2N	
0180 Firehouse Truck Bay 01-12	1990	\$440,691	\$3,228	\$3,759	3,000	S	2N	
0400 Residence Mobile 91-03	1986	\$33,281	\$313	\$360	720	D	5	
0410 Residence Mobile 91-02	1986	\$31,060	\$292	\$336	672	D	5	
0450 Residence, Administrator 91-01	1941	\$298,288	\$7,802	\$8,481	4,114	C	3	
1010 Administration 31-01	1986	\$774,435	\$7,292	\$8,367	11,520	D	5	
1020 Inmate Assembly & Visitation 31-03	1986	\$363,017	\$3,418	\$3,922	4,320	D	5	

	Year Built	/-----Costs-----\ Replacement Renewal Year 1 Renewal Year 2			Square Feet	/-----Classes-----\ Marshall UBC Fire Spklr		
DC-3-004 Department of Corrections		ASPC - DOUGLAS						
County Seat: Cochise		Latitude: 31	27.30	Longitude: 109	53.57			
1030 Store Modular 31-02	1986	\$363,017	\$3,418	\$3,922	4,320	D	5	
1040 Dormitory HU 8 34-01	1986	\$684,083	\$6,442	\$7,391	10,176	D	5	
1050 Library 31-04	1986	\$242,010	\$2,279	\$2,615	2,880	D	5	
1060 Dormitory HU 10 34-02	1986	\$684,083	\$6,442	\$7,391	10,176	D	5	
1070 Inmate Programs/Substance Abuse 31-05	1986	\$121,000	\$1,139	\$1,307	1,440	D	5	
1080 Temporary Housing Unit 12 31-06	1986	\$423,521	\$3,988	\$4,576	5,040	D	5	
1090 Store Modular 31-07	1986	\$121,000	\$1,139	\$1,307	1,440	D	5	
1100 Dormitory HU 14 34-03	1986	\$684,083	\$6,442	\$7,391	10,176	D	5	
1110 Dormitory Modular 31-08	1986	\$242,010	\$2,279	\$2,615	2,880	D	5	
1120 Dormitory HU 16 34-04	1986	\$684,083	\$6,442	\$7,391	10,176	D	5	
1130 Operations Office 31-09	1986	\$121,000	\$1,139	\$1,307	1,440	D	5	
1140 Operations/S. Phones 31-10	1986	\$121,000	\$1,139	\$1,307	1,440	D	5	
1150 Mail/Property Modular 31-11	1986	\$121,000	\$1,139	\$1,307	1,440	D	5	
1160 Education 31-12	1986	\$242,010	\$2,279	\$2,615	2,880	D	5	
1170 Yard Office/Medical (CMA) 31-13	1986	\$302,512	\$2,849	\$3,268	3,600	D	5	
1180 Kitchen/Dining 31-14	1999	\$1,151,139	\$3,011	\$3,928	7,296	S	2N	
1190 Dormitory HU 22 34-08	1986	\$684,083	\$6,442	\$7,391	10,176	D	5	
1200 Storage/Barber Shop/Porter Supply 31-16	1986	\$121,000	\$1,139	\$1,307	1,440	D	5	
1210 Firehouse 31-15	1986	\$121,000	\$1,139	\$1,307	1,440	D	5	
1220 Dormitory HU 19 34-05	1986	\$684,083	\$6,442	\$7,391	10,176	D	5	
1230 Counselors Office 31-21	1986	\$242,010	\$2,279	\$2,615	2,880	D	5	
1240 Dormitory HU 28 34-06	1986	\$684,083	\$6,442	\$7,391	10,176	D	5	
1250 Chapel 31-20	1986	\$121,000	\$1,139	\$1,307	1,440	D	5	

	Year Built	/-----Costs-----\ Replacement Renewal Year 1 Renewal Year 2			Square Feet	/-----Classes-----\ Marshall UBC Fire Spklr		
DC-3-004 Department of Corrections								
County Seat: Cochise								
		Latitude: 31	27.30	Longitude: 109	53.57			
		ASPC - DOUGLAS						
1260 Recreation 31-19	1986	\$423,521	\$3,988	\$4,576	5,040	D	5	
1270 Storage Modular 31-18	1986	\$121,000	\$1,139	\$1,307	1,440	D	5	
1280 Dormitory HU 24 34-07	1986	\$684,083	\$6,442	\$7,391	10,176	D	5	
1290 Sanitation Modular 31-17	1986	\$242,010	\$2,279	\$2,615	2,880	D	5	
1300 Maint. Shop-Gila 31-22	1987	\$68,388	\$608	\$700	1,233	D	5	
1310 Tower 1 31-23	1987	\$158,632	\$1,411	\$1,624	144	S	2N	
1320 Tower 2 31-28	1987	\$158,632	\$1,411	\$1,624	144	S	2N	
1330 Tower 3 31-27	1987	\$158,632	\$1,411	\$1,624	144	S	2N	
1340 Tower 4 31-26	1987	\$158,632	\$1,411	\$1,624	144	S	2N	
1350 Tower 5 31-25	1987	\$158,632	\$1,411	\$1,624	144	S	2N	
1360 Tower 6 31-24	1987	\$158,632	\$1,411	\$1,624	144	S	2N	
2000 Mohave Administration/Library 11-02	1987	\$684,087	\$6,084	\$7,002	8,640	S	2N	
2010 Education 11-01	1987	\$628,620	\$5,591	\$6,434	8,487	S	2N	
2020 South Visitation 11-09	1986	\$308,118	\$2,901	\$3,329	3,000	S	2N	
2030 North Visitation 11-10	1986	\$308,118	\$2,901	\$3,329	3,000	S	2N	
2040 Public and Staff Entry Bldg 11-12	1986	\$304,930	\$2,871	\$3,295	2,969	C	3	
2050 Medical Unit 11-11	1986	\$636,773	\$5,996	\$6,880	6,200	S	2N	
2060 CDU/Lock-up 01-20	1986	\$1,571,548	\$14,798	\$16,980	5,650	C	3	
2065 Ofcr Ofc Trailr/CDU-Lock-up		\$32,023			1,080	D	5	N
2070 CDU Laundry Building 11-20	1991	\$18,126	\$123	\$144	400	D	5	
2080 Programs Building 11-07	1986	\$267,035	\$2,515	\$2,885	2,600	S	2N	
2090 Yard & Counselor Offices 11-08	1986	\$267,035	\$2,515	\$2,885	2,600	S	2N	
2100 Guard Tower 8 11-03	1986	\$673,181	\$6,339	\$7,273	581	S	2N	

Year Built	-----Costs-----\			Square Feet	/-----Classes-----\				
	Replacement	Renewal Year 1	Renewal Year 2		Marshall	UBC	Fire Spklr		
DC-3-004 Department of Corrections				ASPC - DOUGLAS					
County Seat: Cochise		Latitude: 31	27.30	Longitude: 109	53.57				
2110	Mohave Chapel 11-19	1990	\$104,408	\$765	\$891	1,800	D	5	
2115	Mohave Maint/Tool Room	1989	\$27,811	\$218	\$253	480	D	5	N
2120	Library/Inmate Services 11-06	1989	\$1,861,573	\$14,608	\$16,937	11,998	S	2N	
2140	Inmate SnackBar 11-17	1990	\$31,319	\$229	\$267	384	D	5	
2150	Snack Bar Storage 11-17a	1990	\$3,443	\$25	\$29	76	D	5	
2160	Kitchen/Dining 11-05	1986	\$1,211,919	\$11,412	\$13,094	11,800	C	3	
2170	Dormitory HU 1 14-01	1986	\$1,117,124	\$10,519	\$12,070	10,877	C	3	
2180	Dormitory HU 2 14-02	1986	\$1,117,124	\$10,519	\$12,070	10,877	C	3	
2190	Dormitory HU 3 14-03	1986	\$1,117,124	\$10,519	\$12,070	10,877	C	3	
2200	Dormitory HU 4 14-04	1986	\$1,117,124	\$10,519	\$12,070	10,877	C	3	
2210	Dormitory HU 5 14-05	1986	\$1,117,124	\$10,519	\$12,070	10,877	C	3	
2220	Dormitory HU 6 14-06	1986	\$1,117,124	\$10,519	\$12,070	10,877	C	3	
2230	Dormitory HU 7 14-07	1986	\$1,117,124	\$10,519	\$12,070	10,877	C	3	
2240	Dormitory HU 8 14-08	1986	\$1,117,124	\$10,519	\$12,070	10,877	C	3	
2250	CDU Storage 11-21	1989	\$3,264	\$26	\$30	80	D	5	
2260	Tower 7 11-04	1987	\$158,632	\$1,411	\$1,624	183	S	2N	
2270	Visitation Non-Contract 14-09	2000	\$65,790	\$138	\$187	1,440	D	5	
3000	Admin/Dining/Kit. 21-01	1986	\$776,863	\$7,315	\$8,394	7,564	D	5	
3010	Maricopa Resource Library 21-08	1989	\$121,000	\$949	\$1,101	1,440	D	5	
3020	Maint. Bldg-Maricopa 21-04	1987	\$29,894	\$266	\$306	462	D	5	
3030	East Gate Strip Shack 21-07	1986	\$3,639	\$34	\$39	240	D	5	
3040	Dormitory HU 1/Supt. Office 24-02	1988	\$785,776	\$6,577	\$7,596	7,729	S	2N	
3050	Dormitory HU 2 24-01	1986	\$776,863	\$7,315	\$8,394	7,564	S	2N	

	Year Built	/-----Costs-----\ Replacement			Square Feet	/-----Classes-----\ Marshall UBC Fire Spklr		
		Renewal Year 1	Renewal Year 2					
DC-3-004 Department of Corrections								
County Seat: Cochise		Latitude: 31	27.30	Longitude: 109	53.57			
3060 CCTV Bunker 21-06	1988	\$12,788	\$107	\$124	168	C	3	
3070 Hobby Shop 21-02	1989	\$63,805	\$501	\$581	880	C	3	
3080 Recreation Hall 21-03	1989	\$63,805	\$501	\$581	880	C	3	
3090 Dormitory HU 3 24-03	1989	\$123,259	\$967	\$1,121	1,884	D	5	
3100 Sanitation/Dayroom H.U. 4 24-04	1991	\$119,324	\$811	\$950	1,440	D	5	
3110 CDU-Visit/Mail/Prop 01-27	2003				1,440			
3120 Tents (10) 24-T	2003							
Location Totals:	99	\$41,475,976	\$390,436	\$447,333	460,658			

Year Built	/-----Costs-----\			Square Feet	/-----Classes-----\			
	Replacement	Renewal Year 1	Renewal Year 2		Marshall	UBC	Fire Spklr	
DC-3-005 Department of Corrections				ASPC- DOUGLAS - PAPAGO				
County Seat: Cochise				Latitude: 31 21.02 Longitude: 109 33.70				
0010	Dormitory E & F Run 44-04	1983	\$840,154	\$9,230	\$10,511	10,000	D	5
001A	Dormitory G & H Run 44-05	1983	\$575,504	\$6,322	\$7,200	6,850	D	5
0020	Dormitory A Run 44-03	1983	\$567,631	\$6,236	\$7,101	6,755	D	5
0030	Dormitory B & C Run 44-02	1983	\$828,636	\$9,103	\$10,366	9,861	D	5
0040	Program Office D Run 44-01	1983	\$272,764	\$2,997	\$3,412	3,246	D	5
0050	Kitchen/Dining/Yard Office 41-01	1983	\$528,560	\$5,807	\$6,612	6,290	D	5
0060	Laundry/Storage 41-02	1983	\$48,403	\$532	\$606	576	D	5
0070	Visitation 41-04	1987	\$106,497	\$947	\$1,090	1,440	D	5
0080	Papago Unit Administration 41-05	1989	\$85,264	\$669	\$776	1,344	D	5
0090	Inmate Store 41-08	1990	\$36,543	\$268	\$312	480	D	5
0190	Strip Shack 44-06	1996	\$8,234	\$34	\$42	264	D	5
0200	Maintenance Trailer 41-09	1989	\$13,594	\$107	\$124	300	D	5
0210	Tool Room 41-10	1989	\$34,802	\$273	\$317	6,000	D	5
0220	Programs Modular 41-11	1996	\$16,871	\$71	\$86	1,344	D	5
0230	Programs Education CD-1 41-12	1998	\$89,274	\$280	\$355	1,400	D	5
0240	Programs Educations CD-2 41-13	1998	\$89,274	\$280	\$355	1,400	D	5
	Location Totals:	16	\$4,142,007	\$43,156	\$49,265	57,550		
	District Totals:	305	\$94,577,163	\$1,226,065	\$1,381,835	1,051,630		

	Year Built	-----Costs-----\			Square Feet	/-----Classes-----\		
		Replacement	Renewal Year 1	Renewal Year 2		Marshall	UBC	Fire Spklr
DC-4-001 Department of Corrections								
County Seat: Navajo								
		ASPC - WINSLOW						
		Latitude: 34	59.12	Longitude: 110	43.07			
0010 Complex Administration Building 01-01	1991	\$1,599,784	\$10,880	\$12,736	10,827	C	3	
0020 Institutional Support 01-02	1987	\$2,079,995	\$18,498	\$21,290	16,000	C	3	
0040 Gate House 1 01-05	1987	\$5,438	\$48	\$56	96	D	5	
0050 Water System Pump House 01-06	1987	\$52,205	\$464	\$534	640	B	0	
0060 Pressurized Storage Tank Building 01-10	1995	\$19,465	\$92	\$111	240	S	2N	
0070 Water Softener Shed 01-08	1995	\$77,868	\$367	\$443	1,200	S	2N	
0080 Training Center 01-07	1995	\$16,871	\$79	\$96	1,344	D	5	
0090 Dog Kennel 01-16	1994	\$36,447	\$191	\$228	1,890	D	5	N
1000 Kaibab Unit Administration 11-01	1987	\$2,477,502	\$22,033	\$25,359	19,270	B	2	
1010 Kitchen/Dining/Vocational Bldg. 11-02	1987	\$2,451,749	\$21,804	\$25,095	20,700	B	2	
1020 Academic Building 12 11-05	1991	\$586,318	\$3,987	\$4,668	4,667	C	3	
1030 CDU/Isolation Building 01-03	1987	\$924,442	\$8,221	\$9,462	3,850	B	1	
1040 Housing Unit CB-1 14-01	1987	\$4,178,475	\$37,161	\$42,770	30,024	B	2	
1050 North Multi-Purpose Building 11-03	1989	\$465,918	\$3,656	\$4,239	8,000	S	2N	
1060 Housing Unit CB-2 14-02	1987	\$4,178,475	\$37,161	\$42,770	30,024	B	2	
1070 Sallyport Control Gate 5 11-08	1991	\$100,059	\$680	\$797	264	B	2	
1080 Health Unit 11-06	1991	\$1,262,273	\$8,584	\$10,049	5,945	C	3	
1090 A.C.I./Voc. Ed Bldg. 11-07	1991	\$2,094,675	\$14,245	\$16,676	28,890	B	2	
1100 Mail/Property Storage Trailer 01-09	1996	\$7,787	\$33	\$40	500	D	5	
1110 Housing Unit C.B. 4 14-04	1991	\$5,185,915	\$35,268	\$41,286	30,062	B	2	
1120 Housing Unit C.B. 3 14-03	1991	\$5,167,228	\$35,141	\$41,137	30,062	B	2	
1130 South Multi-Purpose Building 11-04	1991	\$502,905	\$3,420	\$4,004	7,927	B	2	
2000 Coronado Unit Administration 21-01	1987	\$1,442,128	\$12,825	\$14,761	12,390	B	2	

Year Built	-----Costs-----\			Square Feet	/-----Classes-----\				
	Replacement	Renewal Year 1	Renewal Year 2		Marshall	UBC	Fire Spklr		
DC-4-001 Department of Corrections		ASPC - WINSLOW							
County Seat: Navajo		Latitude: 34	59.12	Longitude: 110	43.07				
2010	Dormitory Housing Unit 7 24-07	1987	\$1,053,862	\$9,372	\$10,787	12,340	C	3	
2020	Dormitory Housing Unit 6 24-06	1990	\$469,019	\$3,435	\$4,001	5,175	C	3	
2030	Dormitory HU 5 24-05	1990	\$469,019	\$3,435	\$4,001	5,175	C	3	
2040	Program/Support Bldg. Pro-W 21-03	1991	\$471,737	\$3,208	\$3,756	5,205	C	3	
2050	Coronado Multi-Purpose Bldg. 21-02	1991	\$502,905	\$3,420	\$4,004	7,927	B	2	
2060	Program/Support Bldg. Pro-W 21-04	1991	\$471,829	\$3,209	\$3,756	5,206	C	3	
2070	Dormitory HU 4 24-04	1990	\$469,019	\$3,435	\$4,001	5,175	C	3	
2080	Dormitory HU 3 24-02	1990	\$469,019	\$3,435	\$4,001	5,175	C	3	
2090	Dormitory HU 2 24-03	1987	\$1,053,862	\$9,372	\$10,787	12,340	C	3	
2100	Dormitory Housing Unit 1 24-01	1987	\$1,053,862	\$9,372	\$10,787	12,340	C	3	
2110	Coronado Ramada 21-05	1990	\$23,490	\$172	\$200	1,296	S	2N	
2120	Coronado Strip Shack 21-06	2000	\$3,088	\$6	\$9	160	D	5	
3000	3000Gal SrfcStrgeTnks 54-01-12	1995	\$32,051	\$151	\$182	792		0	N
3010	Fuel Station Bldg. 54-01-13	1989	\$4,761	\$37	\$43	64	D	5	N
3020	Maint Tool Strge Bldg 54-01-14	1900	\$22,390	\$586	\$637	5,000	C	3	N
3030	Maint Facility Bldg 54-01-15	1900	\$119,622	\$3,129	\$3,401	22,540	S	2N	N
	Location Totals:	39	\$41,603,453	\$330,616	\$382,957	370,722			
	District Totals:	39	\$41,603,453	\$330,616	\$382,957	370,722			

	Year Built	-----Costs-----\			Square Feet	/-----Classes-----\		
		Replacement	Renewal Year 1	Renewal Year 2		Marshall	UBC	Fire Spklr
DC-7-001 Department of Corrections								
		ASPC - PHOENIX - GLOBE						
County Seat: Gila		Latitude: 33	25.02	Longitude: 110	42.61			
0010 Globe Administration Building 01-01	1997	\$1,795,813	\$6,576	\$8,170	11,070	C	3	
0020 Programs Building 01-02	1997	\$1,215,054	\$4,449	\$5,528	7,490	C	3	
0030 Yard Office 01-04	1997	\$178,446	\$653	\$812	2,200	C	3	
0040 Flammable Storage Building 01-05	1987	\$22,254	\$198	\$228	144	C	3	
0050 Dining/Kitchen Building 01-03	1997	\$1,218,298	\$4,461	\$5,542	7,510	C	3	
0060 Dormitory Housing Unit 2/3 14-02	1987	\$1,484,456	\$13,202	\$15,194	9,604	C	3	
0070 Dormitory Housing Unit 1 14-01	1987	\$1,484,456	\$13,202	\$15,194	9,604	C	3	
0080 Pump House/Water System 01-06	1987	\$88,618	\$788	\$907	569	C	0	
0090 Sewer Plant 01-07	1987	\$131,078	\$1,166	\$1,342	0	B	0	
0100 Dormitory Housing Unit 4 14-03	1997	\$582,966	\$2,135	\$2,652	4,492	C	3	Y
0110 Dormitory Housing Unit 5 14-04	1997	\$582,966	\$2,135	\$2,652	4,492	C	3	Y
0130 Warehouse/Maintenance 01-08	1997	\$529,496	\$1,939	\$2,409	6,528	C	3	Y
0140 Strip Search Area 01-10	2000	\$17,248	\$36	\$49	120	D	5	
Location Totals:	13	\$9,331,148	\$50,940	\$60,678	63,823			
District Totals:	13	\$9,331,148	\$50,940	\$60,678	63,823			
Agency	1,059	\$859,550,491	\$7,525,653	\$8,655,677	7,030,449			

	Year Built	/-----Costs-----\ Replacement			Square Feet	/-----Classes-----\ Marshall UBC Fire Spklr		
		Year 1	Year 2					
EQ-1-001 Department of Environmental Quality		PHOENIX						
County Seat: Maricopa		Latitude:	33	27.30	Longitude:	111	59.78	
0010	Vehicle Emissions Laboratory	1973	\$1,131,127	\$18,344	\$20,583	10,890	C	3
0020	Modular Administration Office	2003	\$69,170	\$36	\$79	840	D	5
0030	Diagnostic Building	1974	\$297,608	\$4,671	\$5,246	780	C	3
0050	Classroom Mobile	1990	\$52,205	\$382	\$445	720	D	5
0060	Office Trailer	1995	\$139,241	\$656	\$792	1,680	D	5
0070	Hot Fuel Storage	1990	\$12,691	\$93	\$108	200	D	5
	Location Totals:	6	\$1,702,042	\$24,182	\$27,253	15,110		
	District Totals:	6	\$1,702,042	\$24,182	\$27,253	15,110		
EQ-2-001 Department of Environmental Quality		TUCSON						
County Seat: Pima		Latitude:	32	12.08	Longitude:	110	54.53	
0010	Vehicular Emissions Laboratory	1973	\$1,224,698	\$19,861	\$22,286	4,504	C	3
	Location Totals:	1	\$1,224,698	\$19,861	\$22,286	4,504		
	District Totals:	1	\$1,224,698	\$19,861	\$22,286	4,504		
	Agency	7	\$2,926,740	\$44,043	\$49,539	19,614		

	Year Built	/-----Costs-----\ Replacement Renewal Year 1 Renewal Year 2			Square Feet	/-----Classes-----\ Marshall UBC Fire Spklr			
		ES-1-004 Department of Economic Security PHOENIX - INDUSTRIES FOR THE BLIND							
County Seat: Maricopa		Latitude: 33	26.47	Longitude: 112	7.41				
0010	Main Building	1961	\$1,115,290	\$25,088	\$27,905	14,138	B	2	Y
0020	Warehouse	1976	\$502,892	\$7,366	\$8,293	20,027	S	2N	Y
0030	Paper Processing Building & QC Lab	1992	\$297,657	\$1,869	\$2,200	5,720	C	3	
0060	Waste Containment	1992	\$16,821	\$106	\$124	264	C	3	
0070	Machine Shop	1988	\$227,666	\$1,906	\$2,201	7,536	C	3	
0120	Haz Waste Water Treatment	1992	\$81,568	\$512	\$603	264		0	
0130	Rehabilitation Office & Shop	1983	\$1,057,600	\$11,619	\$13,231	5,740	C	3	
0140	Spray Paint Booth & Canopy	1982	\$36,504	\$420	\$477	1,200	S	2N	
0150	Water Jet Building	1983	\$143,043	\$1,571	\$1,790	3,200	S	2N	
0160	Trailer Doublewide	1990	\$68,015	\$498	\$580	1,152	D	5	
0170	Trailer Doublewide	1990	\$96,362	\$706	\$822	1,440	D	5	
0180	Office/Warehouse	1961	\$499,912	\$11,245	\$12,508	6,391	C	3	
	Location Totals:	12	\$4,143,331	\$62,906	\$70,735	67,072			
ES-1-011 Department of Economic Security PHOENIX - 815 NORTH 18TH STREET									
County Seat: Maricopa		Latitude: 33	27.44	Longitude: 112	2.44				
0010	Office Building	1953	\$4,064,981	\$106,327	\$115,578	40,053	C	3	Y
0050	Personnel Training Facility	1953	\$66,668	\$1,744	\$1,896	1,386	C	3	Y
	Location Totals:	2	\$4,131,650	\$108,071	\$117,473	41,439			

	Year Built	/-----Costs-----\ Replacement Renewal Year 1 Renewal Year 2			Square Feet	/-----Classes-----\ Marshall UBC Fire Spklr		
		ES-1-015 Department of Economic Security PHOENIX - 9801 N 7TH ST County Seat: Maricopa Latitude: 33 34.53 Longitude: 112 3.88						
0060 Office	1973	\$1,256,374	\$20,375	\$22,862	12,203	C	3	Y
Location Totals:	1	\$1,256,374	\$20,375	\$22,862	12,203			
ES-1-016 Department of Economic Security PHOENIX - 4635 S CENTRAL County Seat: Maricopa Latitude: 33 24.26 Longitude: 112 4.36								
0080 Office	1984	\$2,437,222	\$25,500	\$29,104	22,515	C	3	Y
Location Totals:	1	\$2,437,222	\$25,500	\$29,104	22,515			
ES-1-017 Department of Economic Security PHOENIX - 1924 E UNIVERSITY County Seat: Maricopa Latitude: 33 25.49 Longitude: 112 2.41								
0100 Office	1973	\$1,256,374	\$20,375	\$22,862	11,228	C	3	Y
Location Totals:	1	\$1,256,374	\$20,375	\$22,862	11,228			
District Totals:	23	\$31,578,856	\$679,904	\$748,620	283,131			

	Year Built	/-----Costs-----\ Replacement			Square Feet	/-----Classes-----\ Marshall UBC Fire Spklr		
		Renewal Year 1	Renewal Year 2					
ES-2-001 Department of Economic Security		CASA GRANDE						
County Seat:	Pinal	Latitude:	32	52.66	Longitude:	111	45.05	
0010	Office Building	1958	\$645,589	\$15,536	\$17,254	6,467	C	3
	Location Totals:	1	\$645,589	\$15,536	\$17,254	6,467		
ES-2-003 Department of Economic Security		NOGALES						
County Seat:	Santa Cruz	Latitude:	31	20.42	Longitude:	110	56.19	
0010	Office Building	1963	\$454,465	\$9,748	\$10,854	4,617	C	3
	Location Totals:	1	\$454,465	\$9,748	\$10,854	4,617		
ES-2-005 Department of Economic Security		TUCSON						
County Seat:	Pima	Latitude:	32	9.75	Longitude:	110	58.20	
0010	Office	1981	\$2,798,423	\$33,671	\$38,192	26,800	B	2 Y
	Location Totals:	1	\$2,798,423	\$33,671	\$38,192	26,800		

	Year Built	/-----Costs-----\ Replacement Renewal Year 1 Renewal Year 2			Square Feet	/-----Classes-----\ Marshall UBC Fire Spklr		
ES-2-006	Department of Economic Security		MAMMOTH					
County Seat:	Pima	Latitude:	32 43.10	Longitude:	110 38.30			
0040	Modular Office	1988	\$46,985	\$393	\$454	648	D	5
0060	Trailer-Storage	1968	\$14,579	\$275	\$307	144	D	5
0070	Modular Office	1980	\$113,593	\$1,426	\$1,615	1,440	D	5
	Location Totals:	3	\$175,157	\$2,094	\$2,376	2,232		
	District Totals:	6	\$4,073,634	\$61,048	\$68,676	40,116		

		/-----Costs-----\ Year Built				/-----Classes-----\ Square Feet		
		Replacement	Renewal Year 1	Renewal Year 2		Marshall	UBC	Fire Spklr
ES-3-001 Department of Economic Security		DOUGLAS						
County Seat: Cochise		Latitude: 31		20.78	Longitude: 109		33.20	
0010	Office Building	1978	\$606,211	\$8,245	\$9,308	5,875	C	3
	Location Totals:	1	\$606,211	\$8,245	\$9,308	5,875		
ES-3-002 Department of Economic Security		BENSON						
County Seat: Cochise		Latitude: 31		58.20	Longitude: 110		18.02	
0010	Modular Office	1978	\$71,295	\$970	\$1,095	720	D	5
	Location Totals:	1	\$71,295	\$970	\$1,095	720		
ES-3-003 Department of Economic Security		SIERRA VISTA						
County Seat: Cochise		Latitude: 31		33.97	Longitude: 110		16.17	
0010	Office Building	1983	\$972,073	\$10,679	\$12,161	8,880	C	3 Y
	Location Totals:	1	\$972,073	\$10,679	\$12,161	8,880		
	District Totals:	3	\$1,649,579	\$19,894	\$22,563	15,475		

	Year Built	-----Costs-----			Square Feet	-----Classes-----		
		Replacement	Renewal Year 1	Renewal Year 2		Marshall	UBC	Fire Spklr
ES-4-001 Department of Economic Security		WINSLOW						
County Seat: Navajo		Latitude: 35		1.42	Longitude: 110		41.68	
0010	Office Building	1991	\$1,130,452	\$7,688	\$9,000	8,002	C	3
Location Totals:		1	\$1,130,452	\$7,688	\$9,000	8,002		
ES-4-002 Department of Economic Security		WINDOW ROCK						
County Seat: Navajo		Latitude: 35		40.71	Longitude: 109		3.30	
0010	Office	1965	\$70,475	\$1,438	\$1,603	1,153	D	5
0020	Office	1967	\$44,096	\$854	\$953	694	D	5
0040	Mobile Office	1976	\$82,256	\$1,205	\$1,356	1,344	D	5
0050	Mobile Office	1976	\$52,978	\$776	\$874	1,425	D	5
Location Totals:		4	\$249,805	\$4,272	\$4,786	4,616		
ES-4-003 Department of Economic Security		CHINLE						
County Seat: Apache		Latitude: 36		9.67	Longitude: 109		35.01	
0010	Office	1977	\$53,668	\$758	\$855	972	D	5
0020	Modular Office	1984	\$231,032	\$2,417	\$2,759	2,880	D	5
0030	Modular Office	1990	\$96,579	\$707	\$824	1,200	D	5
Location Totals:		3	\$381,279	\$3,883	\$4,437	5,052		

	Year Built	/-----Costs-----\ Replacement			Square Feet	/-----Classes-----\ Marshall UBC Fire Spklr		
		Renewal Year 1	Renewal Year 2					
ES-4-004 Department of Economic Security		KAYENTA						
County Seat: Apache		Latitude: 36	43.15	Longitude:	110	15.25		
0010	Office	1974	\$71,295	\$1,119	\$1,257	648	D	5
0020	Mobile Office	1977	\$119,269	\$1,685	\$1,899	1,425	D	5
0030	Mobile Office	1990	\$94,660	\$693	\$807	1,440	D	5
	Location Totals:	3	\$285,223	\$3,497	\$3,963	3,513		
	District Totals:	11	\$2,046,759	\$19,340	\$22,186	21,183		
ES-5-001 Department of Economic Security		FLAGSTAFF						
County Seat: Coconino		Latitude: 35	12.02	Longitude:	111	38.82		
0010	Office Building	1957	\$886,959	\$21,808	\$24,210	6,177	C	3
0020	Storage Building	1957	\$28,840	\$709	\$787	970	C	3
	Location Totals:	2	\$915,799	\$22,517	\$24,997	7,147		
	District Totals:	2	\$915,799	\$22,517	\$24,997	7,147		

		/-----Costs-----\				/-----Classes-----\		
	Year Built	Replacement	Renewal Year 1	Renewal Year 2	Square Feet	Marshall	UBC	Fire Spklr
ES-6-001 Department of Economic Security		PRESCOTT						
County Seat: Yavapai		Latitude: 34		32.61		Longitude: 112		28.68
0010	Office Building	1960	\$419,229	\$9,650	\$10,728	4,096	C	3 Y
	Location Totals:	1	\$419,229	\$9,650	\$10,728	4,096		
ES-6-002 Department of Economic Security		KINGMAN						
County Seat: Mohave		Latitude: 35		11.53		Longitude: 114		3.19
0010	Office	1982	\$1,172,792	\$13,498	\$15,339	10,270	D	5
	Location Totals:	1	\$1,172,792	\$13,498	\$15,339	10,270		
	District Totals:	2	\$1,592,021	\$23,148	\$26,067	14,366		
ES-7-001 Department of Economic Security		GLOBE						
County Seat: Gila		Latitude: 33		23.64		Longitude: 110		46.43
0010	Office Building	1980	\$1,282,393	\$16,101	\$18,231	11,704	D	5 Y
	Location Totals:	1	\$1,282,393	\$16,101	\$18,231	11,704		
	District Totals:	1	\$1,282,393	\$16,101	\$18,231	11,704		
	Agency	48	\$43,139,040	\$841,952	\$931,340	393,122		

	Year Built	/-----Costs-----\ Replacement Renewal Year 1 Renewal Year 2			Square Feet	/-----Classes-----\ Marshall UBC Fire Spklr		
FC-1-001 Arizona Exposition and State Fair		COLISEUM AND EXPOSITION CENTER						
County Seat: Maricopa		Latitude: 33	28.12	Longitude: 112	5.77			
0010 Veterans Memorial Coliseum	1966	\$50,969,385	\$1,013,231	\$1,130,366	319,103	B	2	Y
0020 Wildlife Bldg.	1964	\$176,415	\$3,692	\$4,113	5,760	S	2N	
0030 Restrooms Exhibit Bldgs N. End	1970	\$242,789	\$4,318	\$4,832	1,536	C	3	
0040 Maintenance Shops	1973	\$53,163	\$862	\$967	4,200	D	5	
0050 Maint. Storage Canopy	1990	\$254,494	\$1,864	\$2,171	11,700	S	2N	
0080 Concessions/Office	1972	\$432,407	\$7,239	\$8,114	5,408	S	2N	
0110 Grand Stand	1936	\$3,924,347	\$102,649	\$111,579	30,189	B	2	
011A Lagoon Stage	1975	\$114,581	\$1,738	\$1,955	1,171	B	2	
0130 Portable Office Trailer	1999	\$8,822	\$23	\$30	315	D	5	
0140 Exhibition Building	1964	\$1,257,243	\$26,308	\$29,312	50,000	S	2N	Y
0150 Mobile Restrooms	1989	\$27,408	\$215	\$249	360	D	5	
0160 Mineral Building	1917	\$927,485	\$24,260	\$26,371	7,945	C	3	
0220 Floriculture Bldg.	1936	\$1,301,380	\$34,040	\$37,002	12,477	C	3	
0240 Home Economics Bldg.	1947	\$1,014,055	\$26,524	\$28,832	14,400	C	3	
0260 Wesley Bolin Youth Activities Center	1980	\$1,429,336	\$17,946	\$20,320	39,000	S	2N	Y
0290 Hacienda de Mexico	1991	\$113,724	\$773	\$905	8,100	S	2N	
0310 Service and Paint Shop	1968	\$87,377	\$1,646	\$1,838	1,647	C	3	
0320 Plaza Bldg	1947	\$927,485	\$24,260	\$26,371	20,005	C	3	
0330 Storage Shed	1989	\$127,318	\$999	\$1,158	3,512	D	5	
0340 Cattle Barn	1947	\$2,340,083	\$61,209	\$66,534	61,432	C	3	
0350 Mobile Restrooms	1989	\$27,408	\$215	\$249	360	D	5	
0360 Mobile Office	1980	\$54,810	\$688	\$779	720	D	5	
0370 Mobile Restroom 20th Ave Parking Lot	1997	\$32,445	\$119	\$148	528	D	5	

	Year Built	/-----Costs-----\ Replacement Renewal Year 1 Renewal Year 2			Square Feet	/-----Classes-----\ Marshall UBC Fire Spklr			
		FC-1-001 Arizona Exposition and State Fair							
COLISEUM AND EXPOSITION CENTER									
County Seat: Maricopa		Latitude: 33	28.12	Longitude: 112	5.77				
0440	Cooling Tower	1966	\$229,181	\$4,556	\$5,083	1,320	D	5	
0670	Ship & Receive, Carpenter & Mech Bldg	1970	\$226,714	\$4,032	\$4,512	8,400	S	2N	
067A	2k Gal Aboveground Split Fuel Tank	1998	\$39,567	\$124	\$157	250		0	
0800	Agriculture Bldg	1990	\$2,960,145	\$21,680	\$25,249	61,860	D	5	Y
0910	19th Ave Horse Barn	1978	\$18,712	\$255	\$287	1,440	S	2N	
0920	Supt Office Horse Barn	1978	\$18,712	\$255	\$287	1,440	S	2N	
0940	Horse Barn	1988	\$18,712	\$157	\$181	1,440	D	5	
0950	Mobile Restroom	1989	\$27,408	\$215	\$249	360	D	5	
0960	17 Ticket Booths	1989	\$27,479	\$216	\$250	357	D	5	
0970	11 Ticket Booths	1990	\$67,929	\$498	\$579	421	D	5	
	Location Totals:	33	\$69,478,519	\$1,386,806	\$1,541,033	677,156			
	District Totals:	33	\$69,478,519	\$1,386,806	\$1,541,033	677,156			
	Agency	33	\$69,478,519	\$1,386,806	\$1,541,033	677,156			

	Year Built	/-----Costs-----\ Replacement Renewal Year 1 Renewal Year 2			Square Feet	/-----Classes-----\ Marshall UBC Fire Spklr		
GF-1-001 Department of Game and Fish								
		DEER VALLEY COMPLEX						
County Seat: Maricopa		Latitude: 33	37.56	Longitude: 112	6.42			
0010 Office Building	1963	\$517,212	\$11,093	\$12,353	9,262	C	3	
0020 Office	1961	\$98,920	\$2,225	\$2,475	2,586	C	3	
0030 Storage Building	1961	\$327,290	\$7,362	\$8,189	8,480	S	2N	
0040 Shop Building	1961	\$99,336	\$2,235	\$2,485	2,880	S	2N	
0050 Storage Building	1961	\$32,966	\$742	\$825	1,000	S	2N	
0060 Shop Building	1970	\$40,387	\$718	\$804	1,200	S	2N	
0070 Administration Office	1969	\$2,886,838	\$52,857	\$59,098	21,006	C	3	
0100 Warehouse (Rubberized Canvas)	1961	\$8,644	\$194	\$216	1,260	D	5	
0150 Storage Bldg/Boat Cover	1989	\$101,809	\$799	\$926	3,000	D	5	
0160 Modular Purchasing Office	1989	\$29,711	\$233	\$270	1,440	D	5	
0200 Office	1990	\$109,667	\$803	\$935	2,160	D	5	
0210 Mobile Office	1989	\$81,568	\$640	\$742	1,440	D	5	
0230 Modular Office	1992	\$129,233	\$811	\$955	2,280	D	5	
0240 Modular Office	1992	\$129,233	\$811	\$955	2,280	D	5	
0250 Modular Office	1992	\$129,233	\$811	\$955	2,280	D	5	
0260 Modular Office	1992	\$129,233	\$811	\$955	2,280	D	5	
0270 Licensing & Information Center	1996	\$1,085,214	\$4,542	\$5,554	15,122	C	3	Y
0280 Boat Canopy	1995	\$29,442	\$139	\$167	1,512	S	2N	
0290 Modular Restroom	1995	\$137,897	\$649	\$784	760	D	5	
2910 Office (Modular)	1996	\$78,942	\$330	\$404	1,386	D	5	
2920 Storage Shed (6)	2002	\$11,124	\$12	\$19	1,200	D	5	
Location Totals:	21	\$6,193,901	\$88,819	\$100,069	84,814			

	Year Built	/-----Costs-----\ Replacement Renewal Year 1 Renewal Year 2			Square Feet	/-----Classes-----\ Marshall UBC Fire Spklr		
GF-1-002 Department of Game and Fish		ARLINGTON GAME REFUGE						
County Seat: Maricopa		Latitude: 33	16.24	Longitude:	112	46.62		
0020 Deep Well Pump and Motor	1952	\$77,071	\$2,016	\$2,191	0			0
Location Totals:	1	\$77,071	\$2,016	\$2,191	0			
GF-1-003 Department of Game and Fish		ROBINS BUTTE GAME REFUGE						
County Seat: Maricopa		Latitude: 33	19.12	Longitude:	112	37.47		
0010 Residence	1952	\$98,920	\$2,587	\$2,813	1,608		C	3
0020 Metal Shop Building	2000	\$142,245	\$298	\$404	1,680		S	2N
0070 Storage Shed	1952	\$2,015	\$53	\$57	256		D	5
0090 Storage Shed	1971	\$8,768	\$151	\$170	576		S	2N
0100 Tractor Shed	1980	\$2,554	\$32	\$36	168		S	2N
Location Totals:	5	\$254,502	\$3,121	\$3,480	4,288			
GF-1-005 Department of Game and Fish		YUMA - MITTRY LAKE						
County Seat: Yuma		Latitude: 32	49.17	Longitude:	114	28.24		
0010 Restrooms	1992	\$10,876	\$68	\$80	102		D	5
Location Totals:	1	\$10,876	\$68	\$80	102			

	Year Built	-----Costs-----			Square Feet	-----Classes-----		
		Replacement	Renewal Year 1	Renewal Year 2		Marshall	UBC	Fire Spklr
GF-1-007 Department of Game and Fish		MESA						
County Seat:	Maricopa	Latitude:	33	25.40	Longitude:	111	40.55	
0010	Office Building	1998	\$1,645,461	\$5,165	\$6,550	10,033	C	3
0020	Boat Canopy	2001	\$62,641	\$98	\$142	3,488	S	2N
0040	Warehouse/Fish/Lab	2001	\$366,467	\$575	\$834	4,214	C	3
	Location Totals:	3	\$2,074,568	\$5,838	\$7,526	17,735		
GF-1-008 Department of Game and Fish		DATELAND						
County Seat:	Yuma	Latitude:	32	48.36	Longitude:	113	32.46	
0010	Metal Bunk House	1968	\$5,766	\$109	\$121	192	S	2N
	Location Totals:	1	\$5,766	\$109	\$121	192		
GF-1-009 Department of Game and Fish		ADOBE MOUNTAIN						
County Seat:	Maricopa	Latitude:	33	42.26	Longitude:	112	7.04	
0010	Hospital and Quiet Room	1982	\$52,012	\$599	\$680	720	D	5
0020	Aviary & Animal Pens	1982	\$47,700	\$549	\$624	2,640	C	3
0030	Aviary	1982	\$55,281	\$636	\$723	3,200	S	2N
0040	Modular Office	1996	\$26,845	\$112	\$137	840	D	5
	Location Totals:	4	\$181,838	\$1,896	\$2,165	7,400		

Year Built	/-----Costs-----\ Replacement Renewal Year 1 Renewal Year 2			Square Feet	/-----Classes-----\ Marshall UBC Fire Spklr		
------------	--	--	--	-------------	--	--	--

GF-1-010 Department of Game and Fish

BEN AVERY SHOOTING RANGE - PHOENIX

County Seat: Maricopa

Latitude: 33 47.89 Longitude: 112 8.56

0010	Maintenance Bldg	1971	\$28,267	\$488	\$547	864	D	5
0020	Maintenance Shed	1971	\$3,436	\$59	\$66	180	S	2N
0030	Maintenance Storage Shed (11)	1971	\$37,788	\$652	\$731	2,123	S	2N
0040	Cover-Host 1	1971	\$11,780	\$203	\$228	800	S	2N
0050	Cover Host 2	1971	\$11,780	\$203	\$228	800	S	2N
0060	Cover-Host 3	1971	\$11,780	\$203	\$228	800	S	2N
0070	Cover-Host 4	1971	\$11,191	\$193	\$216	760	S	2N
0080	Cover-Host 5	1971	\$11,191	\$193	\$216	760	S	2N
0090	Cover-Host 6	1971	\$11,191	\$193	\$216	760	S	2N
0100	Cover-Host 7	1971	\$9,423	\$163	\$182	640	S	2N
0110	Well System 1	1971	\$35,989	\$621	\$696		S	0
0120	Cover-Host 8	1971	\$11,191	\$193	\$216	760	S	2N
0130	Restroom/Shower Building 1	1971	\$27,207	\$470	\$526	396	D	5
0140	Restroom/Shower Building 2	1971	\$27,207	\$470	\$526	396	D	5
0150	Restroom/Shower Building 3	1971	\$35,243	\$608	\$681	513	D	5
0160	Restroom/Shower Building 4	1971	\$30,230	\$522	\$584	440	D	5
0170	Hunter's Education Modular	1987	\$48,697	\$433	\$498	1,480	D	5
0200	Airgun Bldg	1971	\$235,558	\$4,067	\$4,554	12,000	S	2N
0210	Small Bore Office/Restroom	1971	\$4,535	\$78	\$88	660	D	5
0220	Small Bore Range Canopy	1971	\$249,914	\$4,314	\$4,832	16,975	S	2N
0230	Activity Center	1971	\$205,567	\$3,549	\$3,974	2,992	D	5
0240	Activity Center Shade Canopy	1971	\$6,674	\$115	\$129	680	S	2N
0250	Training Building	1971	\$79,009	\$1,364	\$1,528	1,150	D	5

Year Built	-----Costs-----\			Square Feet	/-----Classes-----\			
	Replacement	Renewal Year 1	Renewal Year 2		Marshall	UBC	Fire Spklr	
GF-1-010 Department of Game and Fish		BEN AVERY SHOOTING RANGE - PHOENIX						
County Seat: Maricopa		Latitude: 33	47.89	Longitude: 112	8.56			
0260	Main Range Shade Canopy	1971	\$6,674	\$115	\$129	680	S	2N
0270	Main Shooting Range Canopy	1971	\$147,225	\$2,542	\$2,846	10,000	S	2N
0280	Main Range Office	2002	\$112,271	\$117	\$192	1,396	C	3
0290	Range Office Carport	1971	\$6,674	\$115	\$129	680	S	2N
0300	Pistol Range Target Storage	1971	\$3,599	\$62	\$70	120	D	5
0310	Pistol Range Shooters Canopy	1971	\$52,347	\$904	\$1,012	3,600	S	2N
0320	Running Boar Buildings (a&b)	1971	\$5,654	\$98	\$109	288	D	5
0330	Running Boar Target Storage	1971	\$5,887	\$102	\$114	180	D	5
0340	Running Boar Machine Bldg	1971	\$12,563	\$217	\$243	384	D	5
0350	Running Boar Storage Bldg.	1971	\$5,887	\$102	\$114	180	D	5
0360	Long Range Target Bldg	1971	\$27,221	\$470	\$526	832	D	5
0370	Long Range Storage Sheds--(2)	1971	\$6,874	\$119	\$133	360	S	2N
0400	Rifle Silhouette Office/Restroom	1971	\$47,112	\$813	\$911	640	D	5
0410	Rifle Silhouette Shade (West)	1971	\$14,134	\$244	\$273	1,440	S	2N
0420	Rifle Silhouette Shade (Center)	1971	\$17,272	\$298	\$334	1,760	S	2N
0430	Rifle Silhouette Range Canopy	1971	\$87,748	\$1,515	\$1,697	5,960	S	2N
0440	Rifle Silhouette Shade (East)	1971	\$14,134	\$244	\$273	1,440	S	2N
0450	Silhouette Storage (3)	1971	\$1,827	\$32	\$35	300	D	5
0460	Vehicle Storage Building	1971	\$58,890	\$1,017	\$1,139	1,800	S	2N
0470	Bench Rest Range Shade 2 (East)	1971	\$7,068	\$122	\$137	720	S	2N
0480	Bench Rest Range Shade 1 (East)	1971	\$28,267	\$488	\$547	2,880	S	2N
0490	Bench Rest Range Canopy	1971	\$124,847	\$2,155	\$2,414	8,480	S	2N
0500	Bench Rest Range Office/Restroom	1971	\$47,112	\$813	\$911	640	D	5

Year Built	/-----Costs-----\			Square Feet	/-----Classes-----\		
	Replacement	Renewal Year 1	Renewal Year 2		Marshall	UBC	Fire Spklr

GF-1-010 Department of Game and Fish

BEN AVERY SHOOTING RANGE - PHOENIX

County Seat: Maricopa

Latitude: 33 47.89 Longitude: 112 8.56

0510	Bench Rest Range Shade 3 (West)	1971	\$28,267	\$488	\$547	2,880	S	2N
0520	Bench Rest Range Shade 4 (West)	1971	\$6,284	\$108	\$121	640	S	2N
0530	Practical Pistol Range Canopy	1971	\$95,402	\$1,647	\$1,845	6,480	S	2N
0540	Practical Pistol Office/Rstrm	1971	\$47,112	\$813	\$911	640	D	5
0550	Pistol Silhouette Range Canopy	1971	\$106,002	\$1,830	\$2,049	7,200	S	2N
0560	Pistol Silhouette Shade Canopy	1971	\$6,284	\$108	\$121	640	S	2N
0600	Archery Range Canopy	1971	\$27,482	\$474	\$531	2,800	S	2N
0610	Archery Range Office/Restroom	1971	\$67,724	\$1,169	\$1,309	920	D	5
0620	Archery Range Shade Canopy	1971	\$7,068	\$122	\$137	720	S	2N
0630	Archery Range Host Canopy 9N	1971	\$15,547	\$268	\$301	1,056	S	2N
0640	Archery Range Host Canopy 10	1971	\$15,547	\$268	\$301	1,056	S	2N
0650	Archery Range Host Canopy 11	1971	\$15,547	\$268	\$301	1,506	S	2N
0660	Archery Range Target Bldg	1971	\$58,890	\$1,017	\$1,139	1,800	S	2N
0670	Archery Range Storage Sheds (5)	1971	\$17,175	\$296	\$332	965	S	2N
0700	Well 2	1971	\$35,989	\$621	\$696			0
0800	Clay Target Club House	1971	\$184,680	\$3,188	\$3,571	2,688	D	5
0810	Clay Target Maintenance Shop	1971	\$16,358	\$282	\$316	400	S	2N
0820	Skeet Towers/Storage 7 and 9	1971	\$39,159	\$676	\$757	456	D	5
0830	Skeet Towers 6 and 8	1971	\$10,991	\$190	\$213	128	D	5
0840	Trap & Skeet Shade Canopy 1	1971	\$7,068	\$122	\$137	720	S	2N
0850	Trap & Skeet Shade Canopy 2	1971	\$7,068	\$122	\$137	720	S	2N
0860	Trap & Skeet Shade Canopy 3	1971	\$7,068	\$122	\$137	720	S	2N
0870	Trap & Skeet Shade Canopy 4	1971	\$7,068	\$122	\$137	720	S	2N

	Year Built	/-----Costs-----\ Replacement			Square Feet	/-----Classes-----\ Marshall UBC Fire Spklr			
		Renewal Year 1	Renewal Year 2						
GF-1-010 Department of Game and Fish		BEN AVERY SHOOTING RANGE - PHOENIX							
County Seat: Maricopa		Latitude: 33	47.89	Longitude: 112	8.56				
0880	Trap & Skeet Shade Canopy	5	1971	\$7,068	\$122	\$137	720	S	2N
0890	Trap & Skeet Shade Canopy	6	1971	\$7,068	\$122	\$137	720	S	2N
0900	Trap House (19 each)		1971	\$4,396	\$76	\$85	64	C	0
0910	Skeet Towers (10 each)		1971	\$2,337	\$40	\$45	96	D	0
0920	Skeet House		1971	\$1,559	\$27	\$30	64	D	0
	Location Totals:	74		\$2,838,343	\$46,771	\$52,455	129,208		
GF-1-011 Department of Game and Fish		YUMA, AVENUE 9E							
County Seat: Yuma		Latitude: 32	40.68	Longitude: 114	28.65				
0010	Regional Office		1991	\$418,365	\$2,845	\$3,331	5,129	C	3
0020	Bunkhouse/Warehouse		1991	\$205,170	\$1,395	\$1,633	3,673	D	5
0030	Boat Storage Building		1991	\$199,735	\$1,358	\$1,590	3,673	D	5
0040	Canopy		1991	\$10,224	\$70	\$81	1,080	S	2N
	Location Totals:	4		\$833,494	\$5,668	\$6,636	13,555		
	District Totals:	114		\$12,470,360	\$154,308	\$174,723	257,294		

	Year Built	-----Costs-----			Square Feet	-----Classes-----		
		Replacement	Renewal Year 1	Renewal Year 2		Marshall	UBC	Fire Spklr
GF-2-002 Department of Game and Fish								
		THREE POINTS						
County Seat: Pima		Latitude: 32	4.59	Longitude: 111	21.36			
0010 Office and Storage	1969	\$67,181	\$1,230	\$1,375	1,172	C	3	
0030 High Powered Rifle Ramada	1967	\$28,840	\$558	\$623	2,047	S	2N	
0040 Range Canopy	1967	\$15,243	\$295	\$329	1,125	S	2N	
0050 Black Powder Range Canopy	1976	\$18,952	\$278	\$313	1,699	S	2N	
0060 Small Bore Range Canopy	1978	\$15,653	\$213	\$240	1,160	S	2N	
0070 Target Pit	1967	\$27,603	\$534	\$596	1,024	C	3	
0080 Target Pit Storage Building	1968	\$7,406	\$139	\$156	319	C	3	
0090 Water Systems	1967	\$27,603	\$534	\$596	0		0	
0130 Picnic Canopies (3 ea)	1967	\$10,702	\$207	\$231	972	S	2N	
0160 Campground Restroom	1973	\$15,243	\$247	\$277	192	C	3	
0170 Restroom	1973	\$5,344	\$87	\$97	40	C	3	
0180 Action Shooters Range	1997	\$0	\$0	\$0		D	0	
0200 Pistol Silhouette Range Canopy	1996	\$8,766	\$37	\$45	2,400	S	2N	
0210 High Power Rifle Silhouette Canopy	1996	\$8,766	\$37	\$45	2,400	S	2N	
0220 1k Yard Range Canopy	1996	\$4,383	\$18	\$22	1,200	S	2N	
0270 Pistol Range Restroom	1979	\$8,503	\$111	\$126	166	D	5	
Location Totals:	16	\$270,187	\$4,526	\$5,073	15,916			

	Year Built	/-----Costs-----\ Replacement Renewal Year 1 Renewal Year 2			Square Feet	/-----Classes-----\ Marshall UBC Fire Spklr		
		GF-2-003 Department of Game and Fish						
TUCSON								
County Seat:	Pima	Latitude:	32	13.64	Longitude:	111	1.32	
0010	Warehouse 1	1969	\$67,181	\$1,230	\$1,375	1,265	C	3
0030	District Office Building	2000	\$1,704,914	\$3,568	\$4,847	6,995	D	5 Y
0040	Warehouse #2	2000	\$39,050	\$82	\$111	1,500	C	3 N
	Location Totals:	3	\$1,811,145	\$4,879	\$6,334	9,760		
GF-2-004 Department of Game and Fish								
ARIVACA LAKE								
County Seat:	Santa Cruz	Latitude:	33	31.78	Longitude:	111	15.40	
0010	Restroom	1972	\$22,248	\$372	\$417	131	C	3
0030	Restroom	1990	\$54,379	\$398	\$464	213	C	3
	Location Totals:	2	\$76,627	\$771	\$881	344		
	District Totals:	21	\$2,157,959	\$10,176	\$12,288	26,020		

	Year Built	/-----Costs-----\ Replacement Renewal Year 1 Renewal Year 2			Square Feet	/-----Classes-----\ Marshall UBC Fire Spklr		
GF-3-001 Department of Game and Fish								
		CLUFF RANCH						
County Seat: Cochise			Latitude:	Longitude:				
0010 Office	1936	\$50,689	\$1,326	\$1,441	792	C	3	
0020 Residence	1936	\$94,800	\$2,480	\$2,695	1,320	C	3	
0030 Residence	1936	\$94,800	\$2,480	\$2,695	1,320	C	3	
0040 Bunkhouse	1936	\$94,800	\$2,480	\$2,695	1,320	C	3	
0050 Garage	1936	\$14,412	\$377	\$410	360	C	3	
0060 Storage Building	1936	\$17,712	\$463	\$504	400	C	3	
0070 Storage and Shop Building	1936	\$158,690	\$4,151	\$4,512	6,750	C	3	
0080 Feed Storage and Stalls	1936	\$17,712	\$463	\$504	1,200	C	3	
0090 Equipment Storage	1936	\$62,646	\$1,639	\$1,781	2,470	C	3	
0100 Information Center	1936	\$13,696	\$358	\$389	100	C	3	
0110 Restroom--(Pond 3)	1994	\$3,044	\$16	\$19	100	C	3	
Location Totals:	11	\$623,001	\$16,232	\$17,646	16,132			

	Year Built	/-----Costs-----\ Replacement Renewal Year 1 Renewal Year 2			Square Feet	/-----Classes-----\ Marshall UBC Fire Spklr		
		GF-3-002 Department of Game and Fish						
WHITE WATER DRAW								
County Seat: Cochise				Latitude:		Longitude:		
0010	Ranch House	1969	\$269,939	\$4,943	\$5,526	2,600	C	3
0020	Bunk House	1940	\$272,432	\$7,126	\$7,746	2,624	D	5
0030	Storage Building	1940	\$17,520	\$458	\$498	720	C	3
0040	Water Tank Building	1990	\$1,193	\$9	\$10	49	D	5
0050	Pole Barn 1	1987	\$187,003	\$1,663	\$1,914	7,685	S	2N
0060	Pole Barn 2	1989	\$77,868	\$611	\$708	3,200	S	2N
0070	Equipment Canopy	1990	\$18,738	\$137	\$160	770	S	2N
0080	Garage 1	1978	\$45,988	\$626	\$706	1,890	D	5
	Location Totals:	8	\$890,681	\$15,572	\$17,269	19,538		
	District Totals:	19	\$1,513,682	\$31,804	\$34,915	35,670		

	Year Built	/-----Costs-----\ Replacement Renewal Year 1 Renewal Year 2			Square Feet	/-----Classes-----\ Marshall UBC Fire Spklr		
		GF-5-001 Department of Game and Fish						
STERLING SPRING HATCHERY								
County Seat: Coconino		Latitude:	35	1.45	Longitude:	111	44.35	
0010	Residence and Office	1960	\$194,790	\$4,484	\$4,985	1,963	D	5
0020	Fish Rearing Tanks	1960	\$121,744	\$2,802	\$3,115	0		0
0030	Garage	1992	\$28,668	\$180	\$212	576	D	5
0040	Hatchery Building	1990	\$479,878	\$3,515	\$4,093	1,920	S	2N
	Location Totals:	4	\$825,079	\$10,981	\$12,405	4,459		
GF-5-002 Department of Game and Fish								
FLAGSTAFF - REGION 2 HEADQUARTERS								
County Seat: Coconino		Latitude:	35	9.99	Longitude:	111	39.82	
0010	Administration Building	1991	\$418,365	\$2,845	\$3,331	5,129	C	3
0020	Warehouse	1991	\$404,905	\$2,754	\$3,223	8,000	D	5
	Location Totals:	2	\$823,270	\$5,599	\$6,554	13,129		

	Year Built	/-----Costs-----\ Replacement Renewal Year 1 Renewal Year 2			Square Feet	/-----Classes-----\ Marshall UBC Fire Spklr		
		GF-5-004 Department of Game and Fish						
RAYMOND RANCH								
County Seat: Coconino		Latitude: 34	59.80	Longitude:	111	8.66		
0010	Residence	1893	\$107,992	\$2,825	\$3,070	1,608	C	3
0020	Stable	1937	\$27,603	\$722	\$785	840	D	5
0030	Bunkhouse	1976	\$17,297	\$253	\$285	360	D	5
0040	Generator Building	1937	\$11,120	\$291	\$316	252	C	3
0050	Canopy	1976	\$6,586	\$96	\$109	328	D	5
0080	Hay Shed	1949	\$42,446	\$1,110	\$1,207	1,100	D	5
0160	Pumphouse	1946	\$3,691	\$97	\$105	264	D	5
0170	Water Well	1997	\$150,993	\$553	\$687		C	0
Location Totals:		8	\$367,728	\$5,947	\$6,564	4,752		
GF-5-005 Department of Game and Fish								
RYAN								
County Seat: Coconino		Latitude: 36	41.02	Longitude:	112	20.88		
0010	Residence	1951	\$82,429	\$2,156	\$2,344	1,152	C	3
0030	Storage	1951	\$12,691	\$332	\$361	280	D	5
0040	Bunkhouse & Storage	1952	\$57,243	\$1,497	\$1,628	1,040	D	5
Location Totals:		3	\$152,363	\$3,985	\$4,332	2,472		

	Year Built	/-----Costs-----\ Replacement			Square Feet	/-----Classes-----\ Marshall UBC Fire Spklr		
		Renewal Year 1	Renewal Year 2					
GF-5-006 Department of Game and Fish		HOUSE ROCK						
County Seat: Coconino		Latitude:			Longitude:			
0010	Residence	1949	\$107,992	\$2,825	\$3,070	1,605	C	3
0020	Power House	1949	\$3,288	\$86	\$93	100	D	5
0030	Garage	1963	\$11,943	\$256	\$285	360	C	3
0040	Tank House	1949	\$11,120	\$291	\$316	336	D	5
0050	Tool House	1949	\$5,344	\$140	\$152	252	D	5
0070	Bunkhouse	1975	\$28,624	\$434	\$488	496	D	5
0080	Barn	1949	\$23,070	\$603	\$656	690	C	3
0090	Butchering Shed	1949	\$45,331	\$1,186	\$1,289	1,800	D	5
0180	Storage Shed	1985	\$2,697	\$27	\$31	124	D	5
0190	Water Pump and Shed	1997	\$97,395	\$357	\$443	700	S	2N
0200	Storage Shed	2001	\$30,571	\$48	\$70	800	D	5
	Location Totals:	11	\$367,375	\$6,252	\$6,894	7,263		

GF-5-008 Department of Game and Fish		JACOB LAKE						
County Seat: Coconino		Latitude: 36 42.27			Longitude: 112 13.31			
0010	Modular Check Station	1988	\$104,637	\$876	\$1,012	1,176	D	5
	Location Totals:	1	\$104,637	\$876	\$1,012	1,176		

	Year Built	/-----Costs-----\ Replacement Renewal Year 1 Renewal Year 2			Square Feet	/-----Classes-----\ Marshall UBC Fire Spklr		
		GF-5-010 Department of Game and Fish						
PAGE								
County Seat: Coconino				Latitude:		Longitude:		
0010	Boat Canopy	1990	\$50,845	\$372	\$434	1,775	S	2N
	Location Totals:	1	\$50,845	\$372	\$434	1,775		
	District Totals:	30	\$2,691,298	\$34,013	\$38,194	35,026		

	Year Built	/-----Costs-----\ Replacement Renewal Year 1 Renewal Year 2			Square Feet	/-----Classes-----\ Marshall UBC Fire Spklr		
		GF-6-001 Department of Game and Fish						
KINGMAN								
County Seat:	Mohave	Latitude:	35	11.14	Longitude:	114	3.58	
0010	Office	1965	\$199,636	\$4,073	\$4,541	1,701	C	3
0020	Office and Storage	1965	\$98,095	\$2,001	\$2,231	2,064	C	3
	Location Totals:	2	\$297,731	\$6,074	\$6,772	3,765		

	Year Built	/-----Costs-----\ Replacement Renewal Year 1 Renewal Year 2			Square Feet	/-----Classes-----\ Marshall UBC Fire Spklr		
GF-6-002 Department of Game and Fish								
		PAGE SPRINGS						
County Seat: Yavapai		Latitude: 34	45.60	Longitude: 111	53.30			
0120 Residence	1948	\$47,391	\$1,240	\$1,347	848	D	5	
0140 Garage	1948	\$7,816	\$204	\$222	530	D	5	
0160 Residence	1997	\$133,399	\$489	\$607	1,634	C	3	
0170 Residence	1956	\$63,832	\$1,603	\$1,779	1,076	C	3	
0180 Residence Garage	1992	\$38,310	\$240	\$283	786	D	5	
0190 Residence Garage	1992	\$37,144	\$233	\$275	786	D	5	
0200 Residence Garage	1992	\$28,668	\$180	\$212	576	D	5	
0210 Flammable Storage	1997	\$12,174	\$45	\$55	216	C	0	
0230 Residence	1948	\$58,519	\$1,531	\$1,664	1,018	D	5	
0240 Visitors Center & Restrooms	1991	\$66,487	\$452	\$529	524	D	5	
0250 Shop & Garage	1991	\$396,943	\$2,700	\$3,160	5,214	S	2N	
0260 Office & Feed Storage	1991	\$230,277	\$1,566	\$1,833	3,970	S	2N	
0270 Raceway C	1991	\$445,270	\$3,028	\$3,545	20,272	S	2N	
0280 Raceway B	1991	\$445,270	\$3,028	\$3,545	20,272	S	2N	
0290 Raceway A	1991	\$666,547	\$4,533	\$5,306	9,520	S	2N	
0310 Residence	1997	\$185,707	\$680	\$845	2,568	D	5	
0320 Parking Garage	1998	\$48,712	\$153	\$194	1,200	S	2N	
Location Totals:	17	\$2,912,467	\$21,904	\$25,402	71,010			

	Year Built	/-----Costs-----\ Replacement			Square Feet	/-----Classes-----\ Marshall UBC Fire Spklr		
		Year 1	Year 2					
GF-6-003 Department of Game and Fish		BUBBLING POND HATCHERY						
County Seat: Yavapai		Latitude:			Longitude:			
0010	Residence	1956	\$107,992	\$2,712	\$3,009	1,339	C	3
0020	Residence	1957	\$77,071	\$1,895	\$2,104	1,076	C	3
0030	Modular Residence	1981	\$70,715	\$851	\$965	1,008	D	5
0040	Modular Residence	1968	\$73,046	\$1,376	\$1,537	1,850	D	5
0050	Hatchery & Tanks	1968	\$61,386	\$1,156	\$1,292	2,600	D	5
0070	Laboratory	2000	\$84,435	\$177	\$240	2,080	S	2N
	Location Totals:	6	\$474,645	\$8,166	\$9,146	9,953		
GF-6-004 Department of Game and Fish		KINGMAN - REGION 3 HEADQUARTERS						
County Seat: Mohave		Latitude: 35 11.14			Longitude: 114 3.58			
0010	Administration Building	1991	\$418,365	\$2,845	\$3,331	5,129	C	3
0020	Warehouse	1991	\$205,170	\$1,395	\$1,633	3,673	D	5
0030	Boat Storage	1991	\$205,170	\$1,395	\$1,633	3,673	D	5
	Location Totals:	3	\$828,706	\$5,636	\$6,597	12,475		
	District Totals:	28	\$4,513,548	\$41,781	\$47,918	97,203		

	Year Built	/-----Costs-----\ Replacement Renewal Year 1 Renewal Year 2			Square Feet	/-----Classes-----\ Marshall UBC Fire Spklr		
		GF-7-002 Department of Game and Fish						
THREE-BAR								
County Seat: Gila		Latitude: 33	43.14	Longitude:	111	15.58		
0010	Bunkhouse	1968	\$86,968	\$1,638	\$1,830	950	C	3
0020	Generator Shed	1988	\$812	\$7	\$8	32	D	5
0050	Feed Storagen	1968	\$6,170	\$116	\$130	168	D	5
Location Totals:		3	\$93,950	\$1,761	\$1,967	1,150		

Year Built	/-----Costs-----\ Replacement Renewal Year 1 Renewal Year 2			Square Feet	/-----Classes-----\ Marshall UBC Fire Spklr		
------------	--	--	--	-------------	--	--	--

GF-7-004 Department of Game and Fish

CANYON CREEK HATCHERY

County Seat: Navajo

Latitude: 34 17.43 Longitude: 110 48.36

0010	Administration & Visitor Center	1970	\$418,805	\$7,449	\$8,335	3,316	C	3
0020	Hatchery Building	1970	\$439,005	\$7,808	\$8,737	4,050	C	3
0030	Residence	1970	\$187,545	\$3,336	\$3,733	1,568	D	5
0040	Concrete Raceways/Canopies	1993	\$1,732,343	\$9,969	\$11,821	15,576	S	2N
0050	Feed Storage	1993	\$31,409	\$181	\$214	800	S	2N
0060	Modular Residence	1981	\$70,715	\$851	\$965	1,008	D	5
0070	Modular Residence	1981	\$70,714	\$851	\$965	1,008	D	5
0080	Residence	1993	\$212,002	\$1,220	\$1,447	2,592	D	5
0140	Storage	1985	\$3,777	\$38	\$43	117	D	5
0150	Storage	1985	\$3,416	\$34	\$39	120	D	5
0160	Storage	1985	\$3,416	\$34	\$39	120	D	5
	Location Totals:	11	\$3,173,147	\$31,770	\$36,338	30,275		

GF-7-005 Department of Game and Fish

CONCHO LAKE

County Seat: Apache

Latitude: 34 26.44 Longitude: 109 37.86

0010	Restrooms	1970	\$13,178	\$234	\$262	143	C	3
002A	Ramada	1975	\$4,197	\$64	\$72	195	S	2N
002D	Ramada	1975	\$4,197	\$64	\$72	195	S	2N
002E	Ramada	1975	\$4,197	\$64	\$72	195	S	2N
	Location Totals:	4	\$25,768	\$425	\$477	728		

	Year Built	/-----Costs-----\ Replacement Renewal Year 1 Renewal Year 2			Square Feet	/-----Classes-----\ Marshall UBC Fire Spklr		
		GF-7-006 Department of Game and Fish						
BECKER LAKE								
County Seat:	Apache	Latitude:	35 9.40	Longitude:	109 18.30			
0010	Admin Building	1991	\$94,024	\$639	\$749	399	C	3
0020	Toilet Facilities	1991	\$50,191	\$341	\$400	213	C	3
	Location Totals:	2	\$144,215	\$981	\$1,148	612		
GF-7-007 Department of Game and Fish								
PINETOP REGIONAL OFFICE								
County Seat:	Navajo	Latitude:	34 7.42	Longitude:	109 55.33			
0010	Office	1960	\$35,027	\$806	\$896	578	D	5
0020	Hatchery Building	1930	\$152,508	\$3,989	\$4,336	2,830	C	3
0040	Garage	1938	\$9,881	\$258	\$281	480	D	5
0050	Storage	1978	\$2,875	\$39	\$44	519	D	5
0060	Storage	1978	\$3,288	\$45	\$50	168	D	5
0070	Residence	1930	\$77,071	\$2,016	\$2,191	1,312	D	5
0080	Garage	1930	\$8,644	\$226	\$246	480	D	5
0090	Bunk House	1930	\$77,071	\$2,016	\$2,191	1,046	D	5
0100	Barn and Corral	1930	\$24,305	\$636	\$691	624	D	5
0130	Regional Office	2001	\$843,064	\$1,323	\$1,918	8,931	C	3
	Location Totals:	10	\$1,233,734	\$11,355	\$12,845	16,968		

	Year Built	-----Costs-----			Square Feet	-----Classes-----		
		Replacement	Renewal Year 1	Renewal Year 2		Marshall	UBC	Fire Spklr
GF-7-008 Department of Game and Fish		P.S. RANCH						
County Seat:		Latitude:		Longitude:				
0010 Cabin	1887	\$42,446	\$1,110	\$1,207	1,035	D	5	
0020 Barn	1887	\$6,586	\$172	\$187	270	D	5	
0030 Shed	1887	\$3,288	\$86	\$93	268	D	5	
Location Totals:		3	\$52,319	\$1,369	\$1,488	1,573		
GF-7-009 Department of Game and Fish		SILVER CREEK						
County Seat: Navajo		Latitude: 34 20.37		Longitude: 109 57.01				
0010 Residence	1918	\$309,465	\$8,095	\$8,799	4,267	C	3	
0020 Residence	1999	\$208,980	\$547	\$713	2,216	D	5	Y
0030 Horse Stalls	1971	\$5,497	\$95	\$106	636	D	5	
Location Totals:		3	\$523,942	\$8,736	\$9,618	7,119		
GF-7-010 Department of Game and Fish		SHOW LOW						
County Seat: Navajo		Latitude:		Longitude:				
0010 Restroom	1993	\$58,740	\$338	\$401	256	C	3	
Location Totals:		1	\$58,740	\$338	\$401	256		

	Year Built	/-----Costs-----\ Replacement Renewal Year 1 Renewal Year 2			Square Feet	/-----Classes-----\ Marshall UBC Fire Spklr		
GF-7-011 Department of Game and Fish								
		HERFORD RANCH						
County Seat: Navajo		Latitude: 34	2.05	Longitude: 109	13.65			
0010 Visitor Center	1970	\$592,302	\$10,535	\$11,788	5,692	D	5	
0020 Radio Shed	1970	\$46,478	\$827	\$925	644	D	5	
0030 Foremans Residence	1970	\$67,673	\$1,204	\$1,347	960	D	5	
0040 Loafing Shed/Storage	1970	\$46,328	\$824	\$922	4,340	D	5	
0050 Barn	1970	\$195,360	\$3,475	\$3,888	11,640	D	5	
0060 Loafing Shed	1970	\$46,328	\$824	\$922	3,840	D	5	
0070 Storage Shed	1970	\$4,048	\$72	\$81	379	D	5	
0080 Residence	1970	\$251,054	\$4,465	\$4,997	3,341	D	5	
0090 Stock Shed	1970	\$13,237	\$235	\$263	1,240	D	5	
0100 Pump House	1970	\$1,813	\$32	\$36	108	D	5	
0110 Machine Shop	1970	\$13,664	\$243	\$272	1,280	D	5	
0120 Storage/Butcher Shop	1970	\$40,279	\$716	\$802	2,400	D	5	
Location Totals:	12	\$1,318,563	\$23,453	\$26,243	35,864			

	Year Built	-----Costs-----			Square Feet	-----Classes-----			
		Replacement	Renewal Year 1	Renewal Year 2		Marshall	UBC	Fire Spklr	
HM-1-001 Historical Society		TEMPE							
County Seat: Maricopa		Latitude: 33 26.55		Longitude: 111 55.95					
0010	Marley Center (Museum and Library)	1991	\$14,527,517	\$98,799	\$115,655	80,486	A	2	Y
	Location Totals:	1	\$14,527,517	\$98,799	\$115,655	80,486			
HM-1-003 Historical Society		YUMA							
County Seat: Yuma		Latitude: 32 43.41		Longitude: 114 37.18					
0010	Century House Museum & Library	1871	\$243,200	\$6,361	\$6,915	3,750	D	5	
0030	Adobe Annex	1871	\$66,677	\$1,744	\$1,896	1,020	D	5	
0050	Molina Building (Museum)	1871	\$453,158	\$11,853	\$12,884	6,064	D	5	
0070	Avaries (4)	1871	\$11,784	\$308	\$335		D	5	
	Location Totals:	4	\$774,819	\$20,267	\$22,030	10,834			
	District Totals:	5	\$15,302,336	\$119,065	\$137,685	91,320			

	Year Built	-----Costs-----			Square Feet	-----Classes-----		
		Replacement	Renewal Year 1	Renewal Year 2		Marshall	UBC	Fire Spklr
HM-2-001 Historical Society		TUCSON						
County Seat:	Pima	Latitude:	32	13.97	Longitude:	110	57.40	
0010	Museum	1962	\$14,680,446	\$322,555	\$358,966	87,920	B	2 Y
	Location Totals:	1	\$14,680,446	\$322,555	\$358,966	87,920		
HM-2-002 Historical Society		TUCSON						
County Seat:	Pima	Latitude:	32	13.26	Longitude:	110	58.30	
0030	Charles O. Brown House	1868	\$760,411	\$19,890	\$21,620	8,510	C	3
003A	Storage/Laundry Building	1868	\$2,811	\$74	\$80	47	C	3
	Location Totals:	2	\$763,222	\$19,963	\$21,700	8,557		
HM-2-003 Historical Society		TUCSON						
County Seat:	Pima	Latitude:	32	13.22	Longitude:	110	58.41	
0070	Sosa-Carrillo House	1860	\$578,395	\$15,129	\$16,445	5,600	D	5
	Location Totals:	1	\$578,395	\$15,129	\$16,445	5,600		

Year Built	/-----Costs-----\ Replacement Renewal Year 1 Renewal Year 2			Square Feet	/-----Classes-----\ Marshall UBC Fire Spklr		
------------	--	--	--	-------------	--	--	--

HM-6-001 Historical Society

PRESCOTT HISTORICAL SOCIETY

County Seat: Yavapai

Latitude: 34 33.46 Longitude: 112 28.48

0010	Governors Mansion	1864	\$699,004	\$18,284	\$19,874	3,990	D	5	
0020	Sharlot Hall	1934	\$787,918	\$20,609	\$22,402	5,058	D	5	
0030	Ranch House	1934	\$78,311	\$2,048	\$2,227	540	D	5	
0040	Fort Misery	1864	\$65,940	\$1,725	\$1,875	400	D	5	
0050	Old Shop	1945	\$103,042	\$2,695	\$2,930	2,843	D	5	
0070	School House	1962	\$30,904	\$679	\$756	216	D	5	
0080	Windmill and Tower	1871	\$9,053	\$237	\$257	0		0	
0090	Grounds Storage	1991	\$5,223	\$36	\$42	192	D	5	
0120	Transportation Bldg	1935	\$197,854	\$5,175	\$5,625	2,760	C	3	
0140	Fremont House	1877	\$188,516	\$4,931	\$5,360	1,607	D	5	
0150	Bashford House	1877	\$453,158	\$11,853	\$12,884	2,780	D	5	
0180	Museum Center	1978	\$3,737,071	\$50,830	\$57,377	20,078	C	3	P
0190	Gazebo	1983	\$8,154	\$90	\$102	110	D	5	
0200	Foundry-(Kline)	1915	\$405,350	\$10,603	\$11,525	3,402	C	3	
0210	Green House Residence (Kline)	1908	\$153,255	\$4,009	\$4,357	1,286	D	5	
0220	Yellow House Residence (Kline)	1925	\$96,529	\$2,525	\$2,745	810	D	5	
0230	Summit House	1905	\$92,925	\$2,431	\$2,642	1,264	D	5	
0240	Summit Garage	1935	\$20,585	\$538	\$585	384	D	5	
0250	Santa Fe Building	1930	\$22,055	\$577	\$627	600	D	5	
	Location Totals:	19	\$7,154,845	\$139,874	\$154,193	48,320			

		/-----Costs-----\			/-----Classes-----\			
Year Built		Replacement	Renewal Year 1	Renewal Year 2	Square Feet	Marshall	UBC	Fire Spklr
HM-6-003 Historical Society		CROWN KING						
County Seat: Yavapai		Latitude:			Longitude:			
0010	Oro Belle (Ruins)	1875	\$0	\$0	\$0	0		0
	Location Totals:		\$0	\$0	\$0	0		
	District Totals:		\$7,154,845	\$139,874	\$154,193	48,320		
HM-7-001 Historical Society		STRAWBERRY						
County Seat: Gila		Latitude:			Longitude:			
0010	School House	1885	\$18,486	\$484	\$526	600	D	5
	Location Totals:		\$18,486	\$484	\$526	600		
	District Totals:		\$18,486	\$484	\$526	600		
	Agency		\$40,080,957	\$658,483	\$734,530	256,452		

	Year Built	-----Costs-----			Square Feet	-----Classes-----		
		Replacement	Renewal Year 1	Renewal Year 2		Marshall	UBC	Fire Spklr
HP-1-001 Department of Public Safety		PHOENIX HEADQUARTERS						
County Seat: Maricopa		Latitude: 33	28.43	Longitude: 112	6.30			
0010 Data processing P124, P125, P126	1957	\$3,520,841	\$86,569	\$96,102	22,369	B	2	
0020 Supply Building P-134	1964	\$845,648	\$17,696	\$19,716	9,161	B	2	
0030 Armory P-135	1967	\$321,236	\$6,218	\$6,941	3,480	C	3	
0070 Print Shop P-133	1961	\$424,209	\$9,543	\$10,614	3,370	C	3	
0090 Telecommunications Building P-132	1963	\$1,300,061	\$27,885	\$31,050	10,328	B	2	
009A Telecommunications/Engineering P-131	1973	\$336,956	\$5,464	\$6,132	2,592	B	2	
0110 Carport P-437	1972	\$87,241	\$1,460	\$1,637	1,024	C	3	
0120 West Training Building P-130	1961	\$1,258,770	\$28,316	\$31,495	10,000	B	2	
012A East Training Building P-129	1973	\$717,245	\$11,632	\$13,052	5,698	B	2	
0130 Power Vault/Security Tower P-128	1973	\$135,947	\$2,205	\$2,474	1,000	C	3	
0150 Fuel Island/2 Tanks P145	1964	\$176,227	\$3,688	\$4,109	64	D	5	
0180 S.O.O. (P&P) P-137	1970	\$2,334,667	\$41,526	\$46,466	10,988	B	2	
0190 C.J.S. Building P-138	1957	\$1,332,807	\$32,770	\$36,379	5,529	B	2	
0200 Forensic Science Lab P-369	1997	\$15,390,403	\$56,359	\$70,014	64,412	B	2	Y
0210 Security Link Building P-379	1997	\$502,893	\$1,842	\$2,288	2,718	B	2	Y
0220 FSL Mechanical Building P-381	1997	\$790,352	\$2,894	\$3,595	1,624	B	2	
0400 Storage Facilities P269	1975	\$3,354	\$51	\$57	144	D	5	
0530 Storage Shed P-270	1979	\$9,081	\$119	\$134	540	D	5	
0540 Storage Shed P-271	1979	\$7,120	\$93	\$105	216	D	5	
0550 Storage Shed P-272	1979	\$8,216	\$107	\$121	560	D	5	
0580 Ups Building P-127	1975	\$186,097	\$2,823	\$3,175	1,848	C	3	
0600 State Headquarters P-279	1987	\$7,384,788	\$65,675	\$75,589	62,370	B	2	Y
0610 State Hdqtrs Mechanic Building P-352	1987	\$1,386,662	\$12,332	\$14,193	640	B	2	

	Year Built	-----Costs-----\			Square Feet	/-----Classes-----\		
		Replacement	Renewal Year 1	Renewal Year 2		Marshall	UBC	Fire Spklr
HP-1-001 Department of Public Safety		PHOENIX HEAQUARTERS						
County Seat: Maricopa		Latitude:	33	28.43	Longitude:	112	6.30	
0620	Command Van Canopy P-518	1997	\$8,370	\$31	\$38	720		
0620	CIO Building P-140	1957	\$2,921,228	\$71,826	\$79,736	23,207	B	2
0630	SOU Vehicle Canopy P-580	2003	\$9,438	\$5	\$11	856		
0630	Facilities Shop, P-288	1989	\$159,451	\$1,251	\$1,451	1,500	D	5
	Location Totals:		27	\$41,559,308	\$490,378	\$556,674		
HP-1-002 Department of Public Safety		DATELAND						
County Seat: Yuma		Latitude:	32	48.32	Longitude:	113	32.45	
0500	Canopy P-354	1988	\$28,102	\$235	\$272	760	S	2N
0510	Carport P-585	1997	\$3,261	\$12	\$15	400		
1050	Residence P-042	1962	\$84,087	\$1,848	\$2,056	1,002	D	5
1210	Residence P-043	1962	\$101,507	\$2,230	\$2,482	1,344	D	5
1220	Residence M-383	1997	\$98,772	\$362	\$449	1,844	D	5
	Location Totals:		5	\$315,729	\$4,687	\$5,274		

Year Built	-----Costs-----			Square Feet	-----Classes-----		
	Replacement	Renewal Year 1	Renewal Year 2		Marshall	UBC	Fire Spklr
HP-1-003 Department of Public Safety		PHOENIX-BEN AVERY/DPS SHOOTING RANGE					
County Seat: Maricopa		Latitude: 33	47.89	Longitude: 112	8.56		
0010	Target Storage Building P-438	1999	\$49,915	\$131	\$170	684	S 2N
0020	Shooting Range Shade Canopy P-439	1999	\$19,234	\$50	\$66	2,100	S 2N
Location Totals: 2			\$69,149	\$181	\$236	2,784	
HP-1-004 Department of Public Safety		BUCKEYE					
County Seat: Maricopa		Latitude:		Longitude:			
0010	Area Office P-017	1975	\$86,897	\$1,318	\$1,482	850	D 5
Location Totals: 1			\$86,897	\$1,318	\$1,482	850	

	Year Built	-----Costs-----			Square Feet	-----Classes-----		
		Replacement	Renewal Year 1	Renewal Year 2		Marshall	UBC	Fire Spklr
HP-1-005 Department of Public Safety		GILA BEND						
County Seat: Maricopa		Latitude: 32	57.10	Longitude:	112	41.79		
0660	Modular Home M-056	1973	\$90,631	\$1,470	\$1,649	1,080	D	5
0670	Modular Home M-057	1973	\$90,631	\$1,470	\$1,649	1,080	D	5
0680	Modular Home M-058	1973	\$90,631	\$1,470	\$1,649	1,080	D	5
0690	Modular Home M-059	1973	\$90,631	\$1,470	\$1,649	1,080	D	5
0700	Modular Home M-060	1973	\$90,631	\$1,470	\$1,649	1,080	D	5
0710	Modular Home M-061	1973	\$90,631	\$1,470	\$1,649	1,080	D	5
0720	Modular Home M-062	1973	\$90,631	\$1,470	\$1,649	1,080	D	5
0730	Modular Home M-063	1973	\$90,631	\$1,470	\$1,649	1,080	D	5
0740	Office M-055	1973	\$90,631	\$1,470	\$1,649	1,080	D	5
0750	Storage Shed P-064	1973	\$16,781	\$272	\$305	400	D	5
0760	Picnic Canopy P-510	1978	\$1,827	\$25	\$28	280	D	5
	Location Totals:	11	\$834,289	\$13,525	\$15,176	10,400		
HP-1-007 Department of Public Safety		QUARTZSITE N. I-10						
County Seat: La Paz		Latitude: 33	40.04	Longitude:	114	13.57		
0050	Modular Home M-246	1984	\$99,024	\$1,036	\$1,183	1,180	D	5
0060	Modular Home M-247	1984	\$99,024	\$1,036	\$1,183	1,180	D	5
0070	Pump House P-248	1983	\$3,354	\$37	\$42	64	D	5
0400	Mobile Office T-390	1971	\$49,535	\$855	\$958	720	D	5
	Location Totals:	4	\$250,937	\$2,964	\$3,365	3,144		

	Year Built	-----Costs-----\			Square Feet	/-----Classes-----\		
		Replacement	Renewal Year 1	Renewal Year 2		Marshall	UBC	Fire Spklr
HP-1-009 Department of Public Safety		WENDEN						
County Seat: La Paz		Latitude: 33 49.21		Longitude: 113 32.74				
0020	Storage Building P-276	1998	\$31,890	\$100	\$127	1,200	S	2N
0030	Fuel Station (2k Gal AGST) P-435	1999	\$28,532	\$75	\$97	0	D	0
0220	Carport P-359	1982	\$1,510	\$17	\$20	240	D	5
1180	Residence P-218	1961	\$87,610	\$1,971	\$2,192	984	D	5
1190	Office P-217	1961	\$87,610	\$1,971	\$2,192	984	D	5
Location Totals:		5	\$237,151	\$4,134	\$4,628	3,408		
HP-1-011 Department of Public Safety		YUMA						
County Seat: Yuma		Latitude: 32 41.51		Longitude: 114 35.97				
0010	District Office P-230	1971	\$587,429	\$10,141	\$11,357	3,600	C	3
0020	Trailer T-155	1966	\$23,514	\$467	\$521	300	D	5
0030	Trailer T-349	1974	\$38,933	\$611	\$686	720	D	5
0060	Carport P-355	1976	\$24,717	\$362	\$408	1,440	S	2N
Location Totals:		4	\$674,592	\$11,582	\$12,973	6,060		

	Year Built	/-----Costs-----\ Replacement			Square Feet	/-----Classes-----\ Marshall UBC Fire Spklr		
		Year 1	Year 2					
HP-1-012 Department of Public Safety		PARKER						
County Seat:	La Paz	Latitude:	34	9.37	Longitude:	114	17.60	
0340	Office Trailer T-117	1974	\$25,176	\$395	\$444	240	D	5
0350	Storage Building P-598	2004	\$3,100	\$0	\$2	100		
	Location Totals:	2	\$28,276	\$395	\$446	340		
HP-1-014 Department of Public Safety		MESA						
County Seat:	Maricopa	Latitude:	33	27.64	Longitude:	111	50.30	
0040	Area Office	1970	\$182,774	\$3,251	\$3,638	1,452	D	5
0050	Modular Office M-517	2002	\$152,512	\$160	\$260	1,440	D	5 N
0070	Storage Building P-102	1965	\$40,279	\$822	\$916	480	D	5
	Location Totals:	3	\$375,565	\$4,232	\$4,814	3,372		
HP-1-015 Department of Public Safety		TONOPAH						
County Seat:	Maricopa	Latitude:	33	30.47	Longitude:	112	55.93	
0010	Modular Home M-197	1973	\$90,631	\$1,470	\$1,649	1,080	D	5
0020	Modular Home M-198	1973	\$90,631	\$1,470	\$1,649	1,080	D	5
0040	Water System Building P-282	1987	\$14,703	\$131	\$150	80	S	2N
	Location Totals:	3	\$195,966	\$3,070	\$3,449	2,240		

	Year Built	/-----Costs-----\ Replacement Renewal Year 1 Renewal Year 2			Square Feet	/-----Classes-----\ Marshall UBC Fire Spklr			
		HP-1-017 Department of Public Safety WHITE TANK MOUNTAIN SITE							
County Seat:	Maricopa	Latitude:	33	34.03	Longitude:	112	33.48		
0010	Comm Bldg P-212	1965	\$42,377	\$865	\$964	170		D	5
	Location Totals:		\$42,377	\$865	\$964	170			
HP-1-019 Department of Public Safety SMITH PEAK SITE									
County Seat:		Latitude:	34	3.92	Longitude:	113	21.32		
0010	Comm Bldg P-182	1965	\$42,377	\$865	\$964	380		D	5
	Location Totals:		\$42,377	\$865	\$964	380			
HP-1-071 Department of Public Safety TELEGRAPH PASS SITE									
County Seat:		Latitude:	32	40.37	Longitude:	114	20.23		
0010	Comm Bldg P-192	1959	\$42,377	\$998	\$1,109	192		D	5
	Location Totals:		\$42,377	\$998	\$1,109	192			

Year Built	-----Costs-----\			Square Feet	/-----Classes-----\		
	Replacement	Renewal Year 1	Renewal Year 2		Marshall	UBC	Fire Spklr
HP-1-081 Department of Public Safety		SALOME					
County Seat: La Paz		Latitude: 33	45.28	Longitude: 113	36.90		
0050	Modular Home M-171	1974	\$80,561	\$1,264	\$1,420	960	D 5
0080	Modular Home M-172	1974	\$80,561	\$1,264	\$1,420	960	D 5
0130	Modular Home M-378	1996	\$83,476	\$349	\$427	1,421	D 5
0140	Carport P-447	1998	\$4,870	\$15	\$19	400	S 2N
0150	Carport P-448	1998	\$4,870	\$15	\$19	400	S 2N
0160	Carport P-449	1998	\$4,870	\$15	\$19	400	S 2N
0170	Carport P-450	1998	\$4,870	\$15	\$19	400	S 2N
0180	Carport P-451	1998	\$4,870	\$15	\$19	400	S 2N
0190	Carport P-452	1998	\$4,870	\$15	\$19	400	S 2N
0200	Storage Shed P-476	2001	\$2,800	\$4	\$6	100	D 5
0210	Storage Shed P-477	2001	\$2,800	\$4	\$6	100	D 5
0220	Storage Shed P-478	2001	\$2,800	\$4	\$6	100	D 5
0230	Storage Shed P-484	2001	\$2,800	\$4	\$6	100	D 5
0240	Storage Shed P-485	2001	\$2,800	\$4	\$6	100	D 5
0250	Storage Shed P-493	2001	\$2,800	\$4	\$6	100	D 5
0700	Modular Home M-370	1995	\$80,848	\$381	\$460	1,383	D 5
0800	Modular Home M-371	1995	\$80,848	\$381	\$460	1,383	D 5
0900	Modular Home M-372	1995	\$80,848	\$381	\$460	1,383	D 5
Location Totals:		18	\$533,160	\$4,138	\$4,801	10,490	

	Year Built	/-----Costs-----\ Replacement			Square Feet	/-----Classes-----\ Marshall UBC Fire Spklr		
		Year 1	Year 2					
HP-1-082 Department of Public Safety		WELLTON						
County Seat: Yuma		Latitude:	32	40.48	Longitude:	114	8.08	
0020	Modular T-215	1971	\$49,510	\$855	\$957	660	D	5
Location Totals:			\$49,510	\$855	\$957	660		
HP-1-084 Department of Public Safety		PHOENIX METROPOLITAN ZONE						
County Seat: Maricopa		Latitude:	33	26.77	Longitude:	112	5.77	
0010	Knutson Office Building P-243	1974	\$796,393	\$12,499	\$14,039	9,976	D	5
0020	Vehicle Shop & Warehouse P-141	1974	\$2,824,689	\$44,331	\$49,794	37,400	C	3
0030	Carport P-267	1974	\$16,781	\$263	\$296	2,200	S	2N
0040	Warehouse P-509	2002	\$83,987	\$88	\$143	1,200	S	2N
0050	Fuel Station P-147	1984	\$159,445	\$1,668	\$1,904	400	D	5
Location Totals:			\$3,881,295	\$58,849	\$66,176	51,176		
HP-1-085 Department of Public Safety		MANZANITA HALL SITE						
County Seat:		Latitude:	33	25.35	Longitude:	111	55.83	
0010	Comm Bldg P-242	1975	\$42,377	\$643	\$723	80	D	5
Location Totals:			\$42,377	\$643	\$723	80		

	Year Built	/-----Costs-----\ Replacement Renewal Year 1 Renewal Year 2			Square Feet	/-----Classes-----\ Marshall UBC Fire Spklr		
		HP-1-086 Department of Public Safety STONE CABIN SITE						
County Seat:		Latitude:	33	14.40	Longitude:	114	15.38	
0010 Comm Bldg P-265	1983	\$42,377	\$466	\$530	300	D	5	
Location Totals:	1	\$42,377	\$466	\$530	300			
HP-1-087 Department of Public Safety SUNSET POINT SITE								
County Seat: Yavapai		Latitude:	34	11.22	Longitude:	112	8.03	
0010 Comm Bldg P-189	1982	\$42,377	\$488	\$554	80	D	5	
Location Totals:	1	\$42,377	\$488	\$554	80			
HP-1-088 Department of Public Safety THOMPSON PEAK SITE								
County Seat:		Latitude:	33	38.65	Longitude:	111	48.68	
0010 Comm Bldg P-241	1980	\$42,377	\$532	\$602	300	D	5	
Location Totals:	1	\$42,377	\$532	\$602	300			

	Year Built	-----Costs-----\			Square Feet	/-----Classes-----\		
		Replacement	Renewal Year 1	Renewal Year 2		Marshall	UBC	Fire Spklr
HP-1-090 Department of Public Safety		SOUTH MOUNTAIN SITE						
County Seat: Maricopa		Latitude:	33	19.95	Longitude:	112	3.96	
0010	Transmitter Building P-183	1955	\$42,377	\$1,086	\$1,205	345	D	5
	Location Totals:	1	\$42,377	\$1,086	\$1,205	345		
HP-1-092 Department of Public Safety		QUARTZSITE S. I-10						
County Seat: La Paz		Latitude:	33	39.67	Longitude:	114	12.27	
0010	Modular Residence M-332	1992	\$67,135	\$421	\$496	1,440	D	5
0020	Modular Residence M-333	1992	\$67,135	\$421	\$496	1,440	D	5
0030	Modular Residence M-334	1992	\$67,135	\$421	\$496	1,440	D	5
0040	Modular Residence M-335	1992	\$67,135	\$421	\$496	1,440	D	5
0050	Pump House & Tank P-297	1992	\$25,176	\$158	\$186	100	D	5
0080	Carport P-443	1998	\$4,870	\$15	\$19	400	S	2N
0090	Carport P-444	1998	\$4,870	\$15	\$19	400	S	2N
0100	Carport P-445	1998	\$4,870	\$15	\$19	400	S	2N
0110	Carport P-446	1998	\$4,870	\$15	\$19	400	S	2N
0120	Storage Shed P-479	2001	\$2,800	\$4	\$6	100	D	5
0130	Storage Shed P-480	2001	\$2,800	\$4	\$6	100	D	5
0140	Storage Shed P-481	2001	\$2,800	\$4	\$6	100	D	5
0150	Storage Shed P-482	2001	\$2,800	\$4	\$6	100	D	5
0160	Storage Shed P-483	2001	\$2,800	\$4	\$6	100	D	5
	Location Totals:	14	\$327,194	\$1,927	\$2,281	7,960		

	Year Built	/-----Costs-----\ Replacement Renewal Year 1 Renewal Year 2			Square Feet	/-----Classes-----\ Marshall UBC Fire Spklr		
		HP-1-093 Department of Public Safety						
SUN CITY								
County Seat:	Maricopa	Latitude:	33	34.80	Longitude:	112	17.96	
0010	West Fence Carport P-581	1980				1,944		
0020	South Fence Carport P-582	1980				194		
0030	West Building Carport P-583	1980				702		
0040	South Building Carport P-584	1980				612		
	Location Totals:	4				3,452		
	District Totals:	119	\$49,842,791	\$609,684	\$691,070	360,763		

	Year Built	-----Costs-----\			Square Feet	/-----Classes-----\		
		Replacement	Renewal Year 1	Renewal Year 2		Marshall	UBC	Fire Spklr
HP-2-001 Department of Public Safety		CHILDS MOUNTAIN SITE						
County Seat:		Latitude:	32	26.75	Longitude:	112	57.20	
0010	Comm Bldg P-027	1967	\$42,377	\$820	\$916	170	D	5
	Location Totals:	1	\$42,377	\$820	\$916	170		
HP-2-002 Department of Public Safety		AJO						
County Seat: Pima		Latitude:	32	22.92	Longitude:	112	51.46	
0300	House Trailer T-002	1971	\$48,335	\$834	\$935	720	D	5
1000	Residence P-001	1960	\$87,944	\$2,024	\$2,250	1,048	D	5
3010	Mobile Residence T-216	1967	\$53,370	\$1,033	\$1,153	720	D	5
3020	Carport P-441	2000	\$4,870	\$10	\$14	400	S	2N
3030	Storage Shed P-471	2001	\$2,800	\$4	\$6	100	D	5
	Location Totals:	5	\$197,318	\$3,906	\$4,358	2,988		
HP-2-006 Department of Public Safety		TUCSON						
County Seat: Pima		Latitude:	32	10.66	Longitude:	111	46.00	
0010	Radio Shop P-208	1973	\$59,579	\$966	\$1,084	2,667	C	3 Y
0020	Modular Office T-204	1972	\$290,485	\$4,863	\$5,451	2,400	D	5
	Location Totals:	2	\$350,064	\$5,829	\$6,535	5,067		

	Year Built	/-----Costs-----\ Replacement Renewal Year 1 Renewal Year 2			Square Feet	/-----Classes-----\ Marshall UBC Fire Spklr			
		HP-2-010 Department of Public Safety CASA GRANDE							
County Seat:	Pinal	Latitude:	32	57.94	Longitude:	111	45.18		
0010	District Office P-021	1997	\$638,302	\$2,337	\$2,904	6,575	C	3	Y
0020	Carport P-356	1982	\$13,549	\$156	\$177	1,600	S	2N	
0040	Storage Bldg P-339	1982	\$20,139	\$232	\$263	144	C	3	
	Location Totals:		\$671,990	\$2,725	\$3,344	8,319			
HP-2-011 Department of Public Safety NOGALES									
County Seat:	Santa Cruz	Latitude:	31	23.23	Longitude:	110	56.98		
0010	Area Office T-110	1994	\$354,723	\$1,856	\$2,219	1,152	C	3	
0020	POE Storage Shed P-593	2003				2,070			
	Location Totals:		\$354,723	\$1,856	\$2,219	3,222			
HP-2-070 Department of Public Safety MT LEMMON SITE									
County Seat:	Pima	Latitude:	32	26.42	Longitude:	110	47.22		
0010	Comm Bldg P-095	1952	\$42,377	\$1,108	\$1,205	380	D	5	
	Location Totals:		\$42,377	\$1,108	\$1,205	380			

	Year Built	/-----Costs-----\ Replacement			Square Feet	/-----Classes-----\ Marshall UBC Fire Spklr		
		Year 1	Year 2					
HP-3-003 Department of Public Safety		GUTHRIE PEAK SITE						
County Seat: Cochise		Latitude: 32	53.10	Longitude:	109	18.67		
0010	Comm Bldg P-071	1968	\$42,377	\$798	\$892	170	D	5
	Location Totals:	1	\$42,377	\$798	\$892	170		
HP-3-007 Department of Public Safety		SAFFORD - ADOT MAINTENANCE YARD						
County Seat: Graham		Latitude:		Longitude:				
0020	Storage Shed P-489	2001	\$4,199	\$7	\$10	160	D	5
	Location Totals:	1	\$4,199	\$7	\$10	160		
HP-3-009 Department of Public Safety		SIERRA VISTA						
County Seat: Cochise		Latitude: 31	34.04	Longitude:	110	16.52		
0010	District Office P-178	1983	\$515,592	\$5,664	\$6,450	4,096	D	5 Y
0040	Storage Bldg P-341	1983	\$20,139	\$221	\$252	144	D	5
	Location Totals:	2	\$535,731	\$5,885	\$6,702	4,240		

	Year Built	/-----Costs-----\ Replacement			Square Feet	/-----Classes-----\ Marshall UBC Fire Spklr		
		Year 1	Year 2					
HP-3-013 Department of Public Safety		WILCOX						
County Seat: Cochise		Latitude: 32	16.30	Longitude:	109	50.45		
0540	Area Office Trailer T-224	1971	\$60,381	\$1,042	\$1,167	720	D	5
Location Totals:			\$60,381	\$1,042	\$1,167	720		
HP-3-021 Department of Public Safety		BERNARDINO PEAK SITE						
County Seat: Cochise		Latitude: 31	33.03	Longitude:	109	22.78		
0010	Comm Bldg P-239	1976	\$42,377	\$621	\$699	300	D	5
Location Totals:			\$42,377	\$621	\$699	300		
HP-3-023 Department of Public Safety		BENSON						
County Seat: Cochise		Latitude: 31	58.67	Longitude:	110	17.84		
0010	Office Modular M-174	1999	\$48,992	\$128	\$167	648	D	5
Location Totals:			\$48,992	\$128	\$167	648		

	Year Built	-----Costs-----\			Square Feet	/-----Classes-----\		
		Replacement	Renewal Year 1	Renewal Year 2		Marshall	UBC	Fire Spklr
HP-4-003 Department of Public Safety		SANDERS HOUSING						
County Seat: Apache		Latitude:	35	12.67	Longitude:	109	18.95	
0010	Modular Residence M-346	1993	\$88,954	\$512	\$607	1,456	D	5
0030	Modular Residence M-345	1993	\$75,528	\$435	\$515	1,456	D	5
0040	Modular Residence M-344	1993	\$75,528	\$435	\$515	1,456	D	5
0050	Modular Residence M-343	1993	\$75,528	\$435	\$515	1,456	D	5
0060	Modular Residence M-342	1993	\$75,528	\$435	\$515	1,456	D	5
0070	Carport P-428	1999	\$4,870	\$13	\$17	400	S	2N
0080	Carport P-429	1999	\$4,870	\$13	\$17	400	S	2N
0090	Carport P-430	1999	\$4,870	\$13	\$17	400	S	2N
0100	Carport P-431	1999	\$4,870	\$13	\$17	400	S	2N
0110	Carport P-432	1999	\$4,870	\$13	\$17	400	S	2N
0120	Storage Shed P-472	2001	\$2,800	\$4	\$6	100	D	5
	Location Totals:	11	\$418,215	\$2,318	\$2,758	9,380		
HP-4-004 Department of Public Safety		CHAMBERS						
County Seat: Apache		Latitude:	35	11.99	Longitude:	109	23.47	
0020	Modular Area office M-023	1960	\$56,393	\$1,298	\$1,443	672	D	5
	Location Totals:	1	\$56,393	\$1,298	\$1,443	672		

	Year Built	/-----Costs-----\ Replacement Renewal Year 1 Renewal Year 2			Square Feet	/-----Classes-----\ Marshall UBC Fire Spklr		
		HP-4-005 Department of Public Safety						
SANDERS - PORT OF ENTRY								
County Seat:	Apache	Latitude:	35	13.44	Longitude:	109	19.26	
0010	Office Trailer T-275	1987	\$13,635	\$121	\$140	280	D	5
	Location Totals:	1	\$13,635	\$121	\$140	280		
HP-4-007 Department of Public Safety								
ANTELOPE MESA SITE								
County Seat:		Latitude:	35	48.75	Longitude:	110	16.25	
0010	Comm Bldg P-004	1980	\$42,377	\$532	\$602	80	D	5
	Location Totals:	1	\$42,377	\$532	\$602	80		
HP-4-008 Department of Public Safety								
MANUELITO MESA SITE								
County Seat:		Latitude:	35	27.83	Longitude:	108	59.10	
0010	Comm Bldg P-237	1975	\$42,377	\$643	\$723	300	D	5
	Location Totals:	1	\$42,377	\$643	\$723	300		

	Year Built	/-----Costs-----\ Replacement Renewal Year 1 Renewal Year 2			Square Feet	/-----Classes-----\ Marshall UBC Fire Spklr			
		HP-4-009 Department of Public Safety UTE PEAK SITE - COLORADO							
County Seat:	Montezuma	Latitude:	37	16.83	Longitude:	108	27.65		
0010	Comm Bldg P-235	1979	\$42,377	\$554	\$627	300	D	5	
	Location Totals:		\$42,377	\$554	\$627	300			
HP-4-012 Department of Public Safety WINSLOW									
County Seat:	Navajo	Latitude:	35	2,016.0	Longitude:	110	43.85		
0010	Storage Shed P-228	1970	\$2,016	\$36	\$40	150	D	5	
0020	Area Office P-227	1970	\$25,176	\$448	\$501	200	D	5	
	Location Totals:		\$27,191	\$484	\$541	350			
HP-4-014 Department of Public Safety PAINTED DESERT									
County Seat:	Apache	Latitude:	35	5.98	Longitude:	109	46.75		
0170	House Trailer & Addition T-087 & T-088	1971	\$90,295	\$1,559	\$1,746	1,056	D	5	
0470	Mobile Home T-121	1974	\$56,393	\$885	\$994	840	D	5	
0480	Mobile Home T-120	1974	\$56,393	\$885	\$994	816	D	5	
	Location Totals:		\$203,080	\$3,329	\$3,734	2,712			

	Year Built	/-----Costs-----\ Replacement Renewal Year 1 Renewal Year 2			Square Feet	/-----Classes-----\ Marshall UBC Fire Spklr			
		HP-4-015 Department of Public Safety HOLBROOK							
County Seat:	Navajo	Latitude:	34	55.93	Longitude:	110	8.31		
0010	District Office P-074	1970	\$570,642	\$10,150	\$11,357	3,244	C	3	
0020	Storage Shed P-076	1970	\$7,989	\$142	\$159	168	D	5	
0030	Radio Shop P-075	1970	\$132,422	\$2,355	\$2,636	1,052	D	5	
	Location Totals:	3	\$711,053	\$12,647	\$14,152	4,464			
HP-4-016 Department of Public Safety ROBERTS RANCH SITE									
County Seat:		Latitude:	35	7.45	Longitude:	109	11.75		
0010	Comm Bldg P-163	1964	\$42,377	\$887	\$988	170	D	5	
	Location Totals:	1	\$42,377	\$887	\$988	170			
HP-4-017 Department of Public Safety KAYENTA									
County Seat:	Navajo	Latitude:	36	43.52	Longitude:	110	15.60		
0010	Trailer T-086	1971	\$55,385	\$956	\$1,071	1,000	D	5	
0050	Modular Home M-280	1987	\$113,290	\$1,008	\$1,160	1,056	D	5	
0070	Remote Housing P-085	1962	\$67,135	\$1,475	\$1,642	1,200	D	5	
	Location Totals:	3	\$235,810	\$3,439	\$3,872	3,256			

	Year Built	/-----Costs-----\ Replacement			Square Feet	/-----Classes-----\ Marshall UBC Fire Spklr		
		Year 1	Year 2					
HP-4-018 Department of Public Safety		PINEY HILL SITE						
County Seat:		Latitude:	35 45.65	Longitude:	109 9.95			
0010	Comm Bldg P-151	1968	\$42,377	\$798	\$892	170	D	5
	Location Totals:	1	\$42,377	\$798	\$892	170		
HP-4-040 Department of Public Safety		MANY FARMS						
County Seat: Apache		Latitude:	36 20.35	Longitude:	109 37.32			
0100	Storage Shed P-507	2001	\$2,800	\$4	\$6	100	D	5
0110	Residence M-366	1995	\$83,364	\$392	\$474	1,330	D	5
0120	Residence M-367	1995	\$83,364	\$392	\$474	1,330	D	5
0130	Carport P-492	1997	\$8,136	\$30	\$37	400	S	2N
0140	Storage Shed P-508	2001	\$2,800	\$4	\$6	100	D	5
	Location Totals:	5	\$180,464	\$824	\$998	3,260		
HP-4-054 Department of Public Safety		ROOF BUTTE SITE						
County Seat:		Latitude:	36 27.62	Longitude:	109 5.57			
0010	Comm Bldg P-167	1965	\$42,377	\$865	\$964	170	D	5
	Location Totals:	1	\$42,377	\$865	\$964	170		
	District Totals:	35	\$2,100,105	\$28,739	\$32,433	25,564		

	Year Built	/-----Costs-----\ Replacement Renewal Year 1 Renewal Year 2			Square Feet	/-----Classes-----\ Marshall UBC Fire Spklr		
		HP-5-003 Department of Public Safety						
FLAGSTAFF								
County Seat: Coconino		Latitude: 35	11.49	Longitude:	111	39.92		
0010	District Office P-048	1967	\$455,889	\$8,824	\$9,851	3,902	C	3
0020	Storage Shed P-376	1996	\$2,336	\$10	\$12	160	D	5
0030	Storage Shed P-490	2001	\$4,199	\$7	\$10	160	D	5
0040	Radio Building P-049	1975	\$481,638	\$7,307	\$8,217	4,385	C	3
0070	Mobile Office T-190	1969	\$48,335	\$885	\$989	720	D	5
0080	Mobile Office T-166	1967	\$40,279	\$780	\$870	672	D	5
0090	Mobile Office T-191	1972	\$56,952	\$953	\$1,069	720	D	5
0100	P&E Storage Container #1 M-521	1986	\$2,174	\$20	\$23	320		
0110	P&E Storage Container #2 M-522	2002	\$2,717	\$3	\$5	320		
0120	P&E Storage Container #3 M-523	2002	\$2,717	\$3	\$5	320		
	Location Totals:	10	\$1,097,238	\$18,792	\$21,051	11,679		
HP-5-004 Department of Public Safety								
WILLIAMS								
County Seat: Coconino		Latitude: 35	15.35	Longitude:	112	9.33		
0010	Area Office T-136	1967	\$36,083	\$698	\$780	540	D	5
	Location Totals:	1	\$36,083	\$698	\$780	540		

	Year Built	/-----Costs-----\ Replacement Renewal Year 1 Renewal Year 2			Square Feet	/-----Classes-----\ Marshall UBC Fire Spklr		
		HP-5-005 Department of Public Safety JACOB LAKE SITE						
County Seat:	Coconino	Latitude:	36	44.50	Longitude:	112	12.80	
0010	Comm Bldg P-083	1970	\$42,377	\$754	\$843	240	D	5
	Location Totals:	1	\$42,377	\$754	\$843	240		
HP-5-006 Department of Public Safety TUSAYAN								
County Seat:	Coconino	Latitude:			Longitude:			
0010	Residence M-274	1986	\$100,700	\$948	\$1,088	1,455	D	5
0020	Carport P-360	1986	\$7,234	\$68	\$78	399	D	5
0030	Storage Shed P-473	2001	\$2,800	\$4	\$6	100	D	5
	Location Totals:	3	\$110,734	\$1,021	\$1,173	1,954		
HP-5-007 Department of Public Safety FREDONIA - ADOT MAINTENANCE YARD								
County Seat:	Coconino	Latitude:			Longitude:			
0010	Office Trailer T-214	1968	\$28,962	\$545	\$609	300	D	5
	Location Totals:	1	\$28,962	\$545	\$609	300		

	Year Built	/-----Costs-----\ Replacement Renewal Year 1 Renewal Year 2			Square Feet	/-----Classes-----\ Marshall UBC Fire Spklr		
		HP-5-008 Department of Public Safety FLAGSTAFF AIRPORT						
County Seat: Coconino		Latitude: 35		Longitude: 111				
0010	Fuel Station/Tank P-433	1999	\$4,967	\$13	\$17	400	S	2N
Location Totals:		1	\$4,967	\$13	\$17	400		
 HP-5-010 Department of Public Safety GREY MOUNTAIN								
County Seat: Coconino		Latitude: 35 45.02		Longitude: 41 28.08				
0010	Modular Residence M-066	1978	\$96,675	\$1,315	\$1,484	1,152	D	5
001A	Carport P-362	1994	\$14,041	\$73	\$88	490	S	2N
0020	Modular Residence M-067	1978	\$96,675	\$1,315	\$1,484	1,152	D	5
002A	Carport P-363	1994	\$14,041	\$73	\$88	490	S	2N
0030	Modular Residence M-068	1978	\$96,675	\$1,315	\$1,484	1,152	D	5
003A	Carport P-364	1994	\$14,041	\$73	\$88	490	S	2N
0040	Modular Residence M-069	1978	\$96,675	\$1,315	\$1,484	1,152	D	5
004A	Carport P-365	1994	\$14,041	\$73	\$88	490	S	2N
0100	Storage Shed P-506	2001	\$2,800	\$4	\$6	100	D	5
Location Totals:		9	\$445,664	\$5,558	\$6,295	6,668		

	Year Built	-----Costs-----			Square Feet	-----Classes-----		
		Replacement	Renewal Year 1	Renewal Year 2		Marshall	UBC	Fire Spklr
HP-5-011 Department of Public Safety		DESERT VIEW SITE						
County Seat:		Latitude:	36	2.47	Longitude:	111	49.60	
0010 Comm Bldg P-044	1983	\$42,377	\$466	\$530	300	D	5	
Location Totals:	1	\$42,377	\$466	\$530	300			
HP-5-012 Department of Public Safety		SCHNEBLEY HILL SITE						
County Seat:	Coconino	Latitude:	34	52.93	Longitude:	111	40.75	
0010 Comm Bldg P-173	1979	\$42,377	\$554	\$627	80	D	5	
Location Totals:	1	\$42,377	\$554	\$627	80			
HP-5-070 Department of Public Safety		BILL WILLIAMS MOUNTAIN SITE						
County Seat:	Coconino	Latitude:	35	12.00	Longitude:	112	12.27	
0010 Comm Bldg P-226	1952	\$42,377	\$1,108	\$1,205	324	D	5	
Location Totals:	1	\$42,377	\$1,108	\$1,205	324			

	Year Built	/-----Costs-----\ Replacement Renewal Year 1 Renewal Year 2			Square Feet	/-----Classes-----\ Marshall UBC Fire Spklr		
HP-6-001 Department of Public Safety		JUNIPER MOUNTAIN SITE						
County Seat:		Latitude:	35	13.00	Longitude:	113	6.00	
0010	Comm Bldg P-084	1968	\$42,377	\$798	\$892	120	D	5
	Location Totals:		\$42,377	\$798	\$892	120		
HP-6-004 Department of Public Safety		CORDES JUNCTION						
County Seat: Yavapai		Latitude:	34	19.91	Longitude:	112	7.41	
0200	Area Office P-036	1961	\$76,749	\$1,726	\$1,920	1,337	D	5
	Location Totals:		\$76,749	\$1,726	\$1,920	1,337		
HP-6-005 Department of Public Safety		NEEDLES MOUNTAIN						
County Seat: Mohave		Latitude:	34	43.62	Longitude:	114	26.07	
0010	Modular House M-219	1999	\$160,059	\$419	\$546	2,079	D	5
	Location Totals:		\$160,059	\$419	\$546	2,079		

	Year Built	/-----Costs-----\ Replacement Renewal Year 1 Renewal Year 2			Square Feet	/-----Classes-----\ Marshall UBC Fire Spklr		
		HP-6-011 Department of Public Safety		PRESCOTT				
County Seat:	Yavapai	Latitude:	34 32.70	Longitude:	112 27.20			
0010	New District Office P-463	2002	\$1,979,155	\$2,071	\$3,376	8,000	C	3
	Location Totals:	1	\$1,979,155	\$2,071	\$3,376	8,000		

	Year Built	-----Costs-----			Square Feet	-----Classes-----		
		Replacement	Renewal Year 1	Renewal Year 2		Marshall	UBC	Fire Spklr
HP-6-013 Department of Public Safety		WIKIEUP						
County Seat: Mohave		Latitude: 34	42.38	Longitude:	113	36.74		
0050	House Trailer T-221	1968	\$55,385	\$1,043	\$1,165	672	D	5
0060	House Trailer T-223	1968	\$57,401	\$1,081	\$1,208	780	D	5
0070	Residence T-377	1968	\$98,772	\$1,860	\$2,078	1,368	D	5
0080	Office Trailer T-193	1971	\$24,337	\$420	\$471	300	D	5
0200	Modular House M-494	2000	\$83,987	\$176	\$239	1,400	D	5
0210	Carport P-498	2000	\$4,180	\$9	\$12	400	S	2N
0220	Storage Shed M-501	2000	\$3,038	\$6	\$9	100	D	5
0230	Modular House M-495	2000	\$83,987	\$176	\$239	1,400	D	5
0240	Carport P-499	2000	\$4,180	\$9	\$12	400	S	2N
0250	Storage Shed M-502	2000	\$3,038	\$6	\$9	100	D	5
0260	Modular House M-496	2000	\$83,987	\$176	\$239	1,400	D	5
0270	Carport P-500	2000	\$4,180	\$9	\$12	400	S	2N
0280	Storage Shed M-503	2000	\$3,038	\$6	\$9	100	D	5
0310	Carport P-457	1998	\$3,255	\$10	\$13	400	S	2N
0320	Carport P-455	1998	\$3,255	\$10	\$13	400	S	2N
0340	Carport P-456	1998	\$3,255	\$10	\$13	400	S	2N
Location Totals:		16	\$519,275	\$5,008	\$5,739	10,020		

	Year Built	/-----Costs-----\ Replacement			Square Feet	/-----Classes-----\ Marshall UBC Fire Spklr		
			Renewal Year 1	Renewal Year 2				
HP-6-060 Department of Public Safety		MINGUS MOUNTAIN SITE						
County Seat: Yavapai		Latitude:	34	42.00	Longitude:	112	7.10	
0010 Transmitter Building P-107	1965	\$42,797	\$873	\$973	170	D	5	
Location Totals:	1	\$42,797	\$873	\$973	170			
HP-6-070 Department of Public Safety		HUALAPI SITE						
County Seat:		Latitude:	35	5.77	Longitude:	113	54.47	
0010 Comm Bldg P-082	1965	\$42,377	\$865	\$964	380	D	5	
Location Totals:	1	\$42,377	\$865	\$964	380			
HP-6-071 Department of Public Safety		TOWER MOUNTAIN SITE						
County Seat:		Latitude:	34	24.05	Longitude:	112	22.03	
0010 Comm Bldg P-199	1952	\$42,377	\$1,108	\$1,205	300	D	5	
Location Totals:	1	\$42,377	\$1,108	\$1,205	300			

	Year Built	-----Costs-----			Square Feet	-----Classes-----		
		Replacement	Renewal Year 1	Renewal Year 2		Marshall	UBC	Fire Spklr
HP-6-080 Department of Public Safety		SELIGMAN						
County Seat: Yavapai		Latitude:			Longitude:			
0010	Trailer T-081	1979	\$65,791	\$860	\$973	950	D	5
0020	Trailer T-040	1972	\$58,740	\$983	\$1,102	784	D	5
0030	Trailer T-028	1969	\$32,623	\$597	\$668	600	D	5
0040	Modular Residence M-459	2000	\$87,140	\$182	\$248	1,680	D	5
0050	Modular Residence M-460	2000	\$87,140	\$182	\$248	1,680	D	5
0060	Modular Residence M-461	2000	\$87,140	\$182	\$248	1,680	D	5
0070	Carport P-464	2000	\$4,870	\$10	\$14	400	S	2N
0080	Carport P-465	2000	\$4,870	\$10	\$14	400	S	2N
0090	Carport P-466	2000	\$4,870	\$10	\$14	400	S	2N
0110	Storage Shed P-467	2001	\$2,800	\$4	\$6	100	D	5
0120	Storage Shed P-468	2001	\$2,800	\$4	\$6	100	D	5
0130	Storage Shed P-469	2001	\$2,800	\$4	\$6	100	D	5
0140	Office Trailer T-007	1974	\$28,962	\$455	\$511	300	D	5
	Location Totals:	13	\$470,545	\$3,486	\$4,057	9,174		

	Year Built	-----Costs-----			Square Feet	-----Classes-----		
		Replacement	Renewal Year 1	Renewal Year 2		Marshall	UBC	Fire Spklr
HP-6-081 Department of Public Safety		BLACK CANYON						
County Seat: Yavapai		Latitude:	34	3.39	Longitude:	112	8.61	
0030	PumpHouse P-013	1962	\$2,954	\$65	\$72	77	C	3
0040	Storage Building P-012	1962	\$23,498	\$516	\$575	64	D	5
0050	Fuel Station (2k Gal AGST) P-434	1999	\$28,532	\$75	\$97	0	D	0
0190	Area Office T-011	1966	\$48,335	\$961	\$1,072	720	D	5
	Location Totals:	4	\$103,319	\$1,617	\$1,816	861		
HP-6-082 Department of Public Safety		Kingman						
County Seat: Mohave		Latitude:	35	12.25	Longitude:	114	1.29	
0010	District Office P-089	1966	\$503,506	\$10,009	\$11,166	4,000	C	3
0020	Storage Building P-092	1966	\$83,917	\$1,668	\$1,861	128	D	5
0030	Mobile Office T-090	1972	\$98,184	\$1,644	\$1,842	780	D	5
0040	Storage Shed P-388	2003	\$2,827	\$1	\$3	100	D	5
0050	Storage Shed P-394	2003	\$2,827	\$1	\$3	100	D	5
	Location Totals:	5	\$691,262	\$13,324	\$14,876	5,108		

	Year Built	/-----Costs-----\ Replacement Renewal Year 1 Renewal Year 2			Square Feet	/-----Classes-----\ Marshall UBC Fire Spklr		
		HP-6-084 Department of Public Safety BLACK METAL MOUNTAIN SITE						
County Seat:			Latitude: 34	18.55	Longitude:	114	1.29	
0010 Comm Bldg P-014	1967	\$42,377	\$820	\$916	228	D	5	
Location Totals:	1	\$42,377	\$820	\$916	228			
HP-6-087 Department of Public Safety CAMP VERDE								
County Seat: Yavapai			Latitude: 34	33.00	Longitude:	111	52.36	
0030 Storage Shed P-579	2003	\$2,827	\$1	\$3	100	C	5	
Location Totals:	1	\$2,827	\$1	\$3	100			
HP-6-088 Department of Corrections AUBREY PEAK SITE								
County Seat:			Latitude: 34	39.78	Longitude:	113	43.72	
0010 Comm Bldg P-240	1983	\$42,377	\$466	\$530	300	D	5	
Location Totals:	1	\$42,377	\$466	\$530	300			

	Year Built	/-----Costs-----\ Replacement Renewal Year 1 Renewal Year 2			Square Feet	/-----Classes-----\ Marshall UBC Fire Spklr		
		HP-6-089 Department of Public Safety CHRISTMAS TREE SITE						
County Seat:		Latitude:	35	15.00	Longitude:	114	44.57	
0010 Comm Bldg P-030	1973	\$42,377	\$687	\$771	240	D	5	
Location Totals:	1	\$42,377	\$687	\$771	240			
HP-6-091 Department of Public Safety TOPOCK PORT OF ENTRY								
County Seat:	Mohave	Latitude:	34	43.58	Longitude:	114	25.68	
0010 Office Trailer T-281	1987	\$13,635	\$121	\$140	280	D	5	
Location Totals:	1	\$13,635	\$121	\$140	280			
District Totals:	50	\$4,313,887	\$33,391	\$38,725	38,697			

	Year Built	-----Costs-----			Square Feet	-----Classes-----		
		Replacement	Renewal Year 1	Renewal Year 2		Marshall	UBC	Fire Spklr
HP-7-003 Department of Public Safety		GLOBE/CLAYPOOL						
County Seat: Gila		Latitude: 33 24.66		Longitude: 110 50.45				
0010	Globe District Office M-505	2002	\$136,339	\$143	\$233	1,440	D	5
0020	Globe Carport P-515	2002	\$9,798	\$10	\$17	1,200	S	2N
0040	Claypool Area Office P-032	1973	\$241,684	\$3,919	\$4,398	1,920	C	3
Location Totals:		3	\$387,821	\$4,072	\$4,647	4,560		
HP-7-004 Department of Public Safety		PAYSON						
County Seat: Gila		Latitude: 34 14.45		Longitude: 111 19.42				
0010	Area Office P-122	1960	\$83,330	\$1,918	\$2,132	993	D	5
0020	Trailer T-486	1973	\$73,117	\$1,186	\$1,330	888	D	5
0030	Storage Building P-487	1973	\$3,529	\$57	\$64	120	D	5
0040	Storage Building P-488	1973	\$12,233	\$198	\$223	416	D	5
Location Totals:		4	\$172,209	\$3,359	\$3,750	2,417		
HP-7-005 Department of Public Safety		MT ORD SITE						
County Seat:		Latitude: 33 54.30		Longitude: 111 24.46				
0010	Comm Bldg P-115	1963	\$42,377	\$909	\$1,012	240	D	5
Location Totals:		1	\$42,377	\$909	\$1,012	240		

	Year Built	/-----Costs-----\ Replacement Renewal Year 1 Renewal Year 2			Square Feet	/-----Classes-----\ Marshall UBC Fire Spklr		
		HP-7-011 Department of Public Safety SIGNAL PEAK SITE						
County Seat:		Latitude:	33	17.62	Longitude:	110	50.15	
0010 Comm Bldg P-181	1952	\$42,377	\$1,108	\$1,205	380	D	5	
Location Totals:	1	\$42,377	\$1,108	\$1,205	380			
HP-7-012 Department of Public Safety BROOKBANK SITE								
County Seat:		Latitude:	34	19.77	Longitude:	110	44.80	
0010 Comm Bldg P-016	1979	\$42,377	\$554	\$627	240	D	5	
Location Totals:	1	\$42,377	\$554	\$627	240			
HP-7-013 Department of Public Safety CAROL SPRINGS SITE								
County Seat:		Latitude:	33	39.62	Longitude:	110	33.63	
0010 Comm Bldg P-020	1979	\$42,377	\$554	\$627	300	D	5	
Location Totals:	1	\$42,377	\$554	\$627	300			

	Year Built	/-----Costs-----\ Replacement Renewal Year 1 Renewal Year 2			Square Feet	/-----Classes-----\ Marshall UBC Fire Spklr		
		HP-7-017 Department of Public Safety ALPINE MT. SITE						
County Seat:	Apache	Latitude:	33	49.58	Longitude:	109	9.82	
0010	Comm Bldg P-003	1978	\$42,377	\$576	\$651	80	D	5
	Location Totals:	1	\$42,377	\$576	\$651	80		
HP-7-019 Department of Public Safety WILLOW BEACH SITE								
County Seat:		Latitude:	35	44.00	Longitude:	114	32.32	
0010	Comm Bldg P-286	1988	\$26,855	\$225	\$260	80	D	5
	Location Totals:	1	\$26,855	\$225	\$260	80		
HP-7-020 Department of Public Safety HEBER								
County Seat:	Navajo	Latitude:			Longitude:			
0010	Area Office Trailer T-019	1968	\$25,176	\$474	\$530	720	D	5
	Location Totals:	1	\$25,176	\$474	\$530	720		
	District Totals:	30	\$1,804,709	\$27,888	\$31,292	20,487		
	Agency	300	\$68,790,240	\$875,224	\$990,342	549,531		

	Year Built	/-----Costs-----\			Square Feet	/-----Classes-----\		
		Replacement	Renewal Year 1	Renewal Year 2		Marshall	UBC	Fire Spklr
HS-1-003 Department of Health Services								
County Seat: Maricopa								
		Latitude: 33	27.19	Longitude: 112	1.61			
		PHOENIX - ARIZONA STATE HOSPITAL						
0010 Administration Building	1963	\$1,608,892	\$34,509	\$38,426	10,513	C	2	
0020 Chapel	1963	\$653,773	\$14,023	\$15,614	3,373	C	3	
0030 Old Administration Building	1912	\$628,626	\$16,443	\$17,873	7,856	C	3	
0040 Personnel and Education	1961	\$1,910,642	\$42,980	\$47,805	11,688	C	3	
0050 Gate House	1990	\$56,490	\$414	\$482	216	C	3	
0060 Club House	1961	\$553,598	\$12,453	\$13,851	5,400	C	3	
0070 Laundry	1950	\$1,584,569	\$41,447	\$45,053	12,432	C	3	
0080 General Services	1962	\$1,659,592	\$36,464	\$40,580	21,170	C	2	
0090 Maintenance Shop	1954	\$679,332	\$17,769	\$19,315	12,540	C	3	Y
0100 Repair Garage and Paint Shop	1939	\$227,119	\$5,941	\$6,458	4,840	C	3	Y
0110 Power Plant	1909	\$1,256,854	\$32,875	\$35,736	11,716	C	3	
0130 Security Restroom	1990	\$7,865	\$58	\$67	344	D	5	
0140 Purchasing and Warehouse	1954	\$1,056,099	\$27,624	\$30,028	11,294	C	3	
0150 Dietary Building	1963	\$5,028,288	\$107,850	\$120,092	28,900	C	2	
0170 Shade canopies (5@ 16' x 32')	1988	\$3,932	\$33	\$38	2,560	D	5	
0180 Utility Tunnel System	1909	\$1,922,837	\$50,295	\$54,671	29,500	D	2N	
0200 Psychology Modular	1987	\$289,904	\$2,578	\$2,967	3,920	D	5	
0210 Cholla Hall	1963	\$3,896,730	\$83,580	\$93,067	27,776	C	2	
0220 Aspen Hall-DC Lease	1984	\$3,495,075	\$36,568	\$41,737	26,059	C	3	
022A Gate House-Aspen	1987	\$4,623	\$41	\$47	64	C	3	
022C Ramada-Recreation-Aspen	1990	\$6,344	\$46	\$54	576	S	2N	
0230 Birch Hall	1937	\$2,311,322	\$60,457	\$65,717	17,477	C	3	
0280 Juniper/Wick Hall/J-Kitchen	1954	\$10,559,493	\$276,203	\$300,233	100,407	C	2	Y

	Year Built	/-----Costs-----\ Replacement Renewal Year 1 Renewal Year 2			Square Feet	/-----Classes-----\ Marshall UBC Fire Spklr		
HS-1-003 Department of Health Services		PHOENIX - ARIZONA STATE HOSPITAL						
County Seat: Maricopa		Latitude: 33	27.19	Longitude: 112	1.61			
0290	Granada Hall	1954	\$4,785,478	\$125,173	\$136,063	34,786	C	2
0300	Flamenco Hall-DC Lease	1986	\$7,917,653	\$74,556	\$85,545	38,564	C	3
0320	Medical Records - Alhambra	1995	\$70,782	\$333	\$403	1,440	D	5
0370	Canopies(5) -DOC Motor Pool	1972	\$1,337	\$22	\$25	100	D	5
0380	Restroom - DOC Motor Pool	1972	\$5,505	\$92	\$103	80	D	5
0790	Administration Building (DOC Alhambra)	1972	\$2,262,677	\$37,878	\$42,460	8,244	C	2
0800	Ward B - DC Lease - Alhambra	1972	\$3,017,045	\$50,507	\$56,616	11,500	C	2
0810	Clinic Kitchen Dining-DC Lease-Alhambra	1972	\$1,764,301	\$29,535	\$33,108	12,293	C	2
0820	Ward D - DC Lease - Alhambra	1972	\$3,017,045	\$50,507	\$56,616	12,293	C	2
0830	Ward E - DC Lease - Alhambra	1972	\$3,017,045	\$50,507	\$56,616	10,880	C	2
0840	Ward F - DC Lease - Alhambra	1972	\$3,017,045	\$50,507	\$56,616	12,550	C	2
0950	Visitor Ramada	1981	\$19,390	\$233	\$265	1,140	C	5
1000	Community Treatment Center 1	1999	\$1,613,342	\$4,220	\$5,505	9,046	C	3 y
1010	Community Treatment Center 2	2001	\$2,016,677	\$3,165	\$4,587	9,046	C	3
1020	Community Treatment Center 3	2002	\$1,937,700	\$2,027	\$3,306	9,046	C	3
1030	Community Treatment Center 4	2002	\$1,911,577	\$2,000	\$3,261	9,046	C	3 Y
1040	Community Treatment Administration Bldg	2001	\$780,072	\$1,224	\$1,774	4,320	D	5
2000	Clinic Administration	2002	\$4,920,081	\$5,148	\$8,393	13,584	C	3 Y
200A	Cafe	2002	\$1,050,294	\$1,099	\$1,792	2,900	C	3 Y
2010	Palo Verde	2002	\$7,442,033	\$7,786	\$12,696	20,574	C	3 Y
2020	Desert Sage	2002	\$15,570,418	\$16,291	\$26,562	42,989	C	3 Y
2030	Ironwood	2002	\$15,984,035	\$16,724	\$27,268	44,131	C	3 Y
2040	Dining, Med Clinic, Lib, Educ	2002	\$6,815,062	\$7,130	\$11,626	18,816	C	3 Y

	Year Built	-----Costs-----\			Square Feet	/-----Classes-----\		
		Replacement	Renewal Year 1	Renewal Year 2		Marshall	UBC	Fire Spklr
JC-1-001 Department of Juvenile Corrections								
		ADOBE MOUNTAIN JUVENILE INSTITUTION						
County Seat: Maricopa		Latitude: 33	42.13	Longitude: 112	6.99			
0010 Administration Building	1971	\$1,389,384	\$23,986	\$26,862	7,972	B	2	
0020 Training and Maintenance	1971	\$992,415	\$17,133	\$19,187	3,520	B	2	
0030 Dormitory - Journey	1971	\$970,362	\$16,752	\$18,761	6,129	B	2	
0040 Dormitory - Crossroads	1971	\$1,257,062	\$21,701	\$24,304	6,129	B	2	
0050 Dormitory - Alpha	1971	\$970,362	\$16,752	\$18,761	6,129	B	2	
0060 Vocational/Education -Discovery	1989	\$1,796,854	\$14,100	\$16,349	10,330	B	2	
0070 Dormitory - Separation	1973	\$374,901	\$6,080	\$6,822	2,418	B	2	
0080 Dormitory - Phoenix	1973	\$882,145	\$14,306	\$16,052	5,560	B	2	
0090 Dormitory - January	1973	\$882,145	\$14,306	\$16,052	5,560	B	2	
0100 Dormitory - Voyager	1973	\$882,145	\$14,306	\$16,052	5,560	B	2	
0110 Dormitory - Challenge	1973	\$882,145	\$14,306	\$16,052	5,560	B	2	
0120 Dormitory - Enterprize	1973	\$882,145	\$14,306	\$16,052	5,560	B	2	
0130 Dormitory - Nova	1973	\$882,145	\$14,306	\$16,052	5,560	B	2	
0140 Education/Recreation - Esparanza	1990	\$5,123,921	\$37,527	\$43,706	22,692	B	2	
0150 Kitchen/Dining	1991	\$1,717,758	\$11,682	\$13,675	10,388	B	2N	
0160 Mechanical/Warehouse Building	1973	\$352,849	\$5,722	\$6,421	3,306	B	2	
0180 Water System	1970	\$28,635	\$509	\$570	0		0	
0190 Sallyport	1990	\$45,317	\$332	\$387	0	S	0	
0280 Dormitory - Genesis/Oasis	1983	\$878,926	\$9,656	\$10,996	6,052	B	2	
0290 Dormitory - Recovery/Freedom	1983	\$878,926	\$9,656	\$10,996	6,052	B	2	
0300 Dormitory - Triumph	1983	\$878,926	\$9,656	\$10,996	6,052	B	2	
0310 Dormitory - Encanto	1983	\$878,926	\$9,656	\$10,996	6,052	B	2	
0320 Electric Vault	1983	\$67,193	\$738	\$841	238	C	3	

	Year Built	-----Costs-----\			Square Feet	/-----Classes-----\		
		Replacement	Renewal Year 1	Renewal Year 2		Marshall	UBC	Fire Spklr
JC-1-001 Department of Juvenile Corrections		ADOBE MOUNTAIN JUVENILE INSTITUTION						
County Seat: Maricopa		Latitude:	33	42.13	Longitude:	112	6.99	
0330	Chapel	1984	\$343,836	\$3,597	\$4,106	3,840	C	3
0340	West Modular Classrooms	1998	\$587,046	\$1,843	\$2,337	4,320	D	5
0360	Ramada	1984	\$3,311	\$35	\$40	220	C	3
0370	3 Quonset Huts-Storage	1984	\$91,261	\$955	\$1,090	3,018	D	5
0400	Health Building	1983	\$58,238	\$640	\$729	2,880	D	5
0410	Pesticide Storage Bldg	1983	\$3,857	\$42	\$48	128	S	2N
0420	Ramada	1984	\$2,970	\$31	\$35	197	C	3
0430	New Paint Storage Building	2001	\$1,663	\$3	\$4	80	D	5
0450	Psychology Unit	1988	\$109,628	\$918	\$1,060	1,440	D	5
0460	East Modular Classrooms	1996	\$133,311	\$558	\$682	2,160	D	5
	Location Totals:	33	\$25,230,710	\$306,094	\$347,072	155,102		

	Year Built	-----Costs-----\			Square Feet	/-----Classes-----\		
		Replacement	Renewal Year 1	Renewal Year 2		Marshall	UBC	Fire Spklr
JC-1-002 Department of Juvenile Corrections								
		BUCKEYE -- SWRJCC JUVENILE COMPLEX						
County Seat: Maricopa		Latitude:		Longitude:				
0010 Administration Building (JA)	1998	\$1,837,644	\$5,768	\$7,315	29,119	C	3	Y
0020 Kitchen/Dining Hall (JB)	1998	\$3,873,109	\$12,157	\$15,417	28,920	C	3	Y
0030 Housing Unit JC-1 (Elk-Falcon)	1998	\$1,949,468	\$6,119	\$7,760	7,280	C	3	Y
0040 Housing Unit JC-2 (Cougar-Deer)	1998	\$1,949,468	\$6,119	\$7,760	7,280	C	3	Y
0050 Housing Unit JC-3 (Antelope-Bear)	1999	\$1,949,468	\$5,099	\$6,651	7,280	C	3	Y
0060 Housing Unit JC-4 (Javelina-Hawk)	1999	\$1,949,468	\$5,099	\$6,651	7,280	C	3	Y
0070 Housing Unit JC-5 (Mustang-Lynx)	1999	\$1,949,468	\$5,099	\$6,651	7,280	C	3	Y
0080 Housing Unit JC-6 (Wolf-Roadrunner)	1999	\$1,949,468	\$5,099	\$6,651	7,280	C	3	Y
0090 Education Building (JE)	1999	\$1,082,302	\$2,831	\$3,693	5,480	C	3	Y
0100 Warehouse/Maintenance Shops (JW)	1999	\$702,387	\$1,837	\$2,396	8,400	S	2N	Y
0110 (14 each) Shade Canopies Eagle Point	1999	\$76,162	\$199	\$260	2,744	S	2N	
0120 Property Storage Unit	2001	\$4,479	\$7	\$10	480	D	5	
0140 Biological Waste Storage	2003	\$1,663	\$1	\$2	80	D	5	
1000 Sunrise Education/Dining Building (JD)	1998	\$1,251,475	\$3,928	\$4,982	7,434	C	3	Y
1010 Sunrise Housing Unit JC-1	1998	\$1,949,468	\$6,119	\$7,760	7,280	C	3	Y
1020 Sunrise Housing Unit JC-2	1998	\$1,949,468	\$6,119	\$7,760	7,280	C	3	Y
1030 Sunrise Administration (JL)	2001	\$559,914	\$879	\$1,274	3,080	C	3	
1040 Irrigation Water System & Tank	2000	\$363,852	\$761	\$1,035	0	S	0	
1110 (5 each) Shade Canopies Sunrise	1999	\$27,201	\$71	\$93	980	S	2N	
Location Totals:	19	\$25,375,931	\$73,313	\$94,121	144,957			

	Year Built	-----Costs-----\			Square Feet	/-----Classes-----\		
		Replacement	Renewal Year 1	Renewal Year 2		Marshall	UBC	Fire Spklr
JC-1-003 Department of Juvenile Corrections		BLACK CANYON JUVENILE INSTITUTION						
County Seat: Maricopa		Latitude:	33	42.46	Longitude:	112	7.22	
0010	Administration/Medical/Security Station	1988	\$1,346,501	\$11,270	\$13,017	11,220	C	2
0020	Maintenance/Kitchen/Dining	1996	\$975,617	\$4,083	\$4,993	8,800	C	2
0030	Education Unit Aztec	1988	\$851,210	\$7,125	\$8,229	4,660	C	2
0040	Housing Unit Pride/Venture	1988	\$1,246,760	\$10,436	\$12,052	7,760	C	2
0050	Housing Unit Maya/Independence	1988	\$1,246,760	\$10,436	\$12,052	7,760	C	2
0060	Recreation Building	1988	\$650,572	\$5,445	\$6,289	8,050	C	2N
0070	Housing Unit Success/Recovery	1996	\$1,677,649	\$7,021	\$8,586	7,532	C	2 Y
0080	Modular Education Building Odessa	1996	\$331,170	\$1,386	\$1,695	5,040	D	5
0090	Education Building Vision	1999	\$443,055	\$1,159	\$1,512	3,948	C	3
0100	Boot Camp/Business Office	1996	\$1,060,691	\$4,439	\$5,428	6,970	C	3 Y
0130	Ramada (8)	1998	\$33,595	\$105	\$134	1,440	D	5
	Location Totals:	11	\$9,863,580	\$62,906	\$73,987	73,180		
	District Totals:	63	\$60,470,221	\$442,312	\$515,180	373,239		

		/-----Costs-----\ Year Built			Square Feet	/-----Classes-----\ Marshall UBC Fire Spklr		
		Replacement	Renewal Year 1	Renewal Year 2				
District Totals:	21	\$10,221,548	\$168,935	\$189,445	84,952			
Agency	84	\$70,691,769	\$611,248	\$704,625	458,191			

	Year Built	/-----Costs-----\ Replacement Renewal Year 1 Renewal Year 2			Square Feet	/-----Classes-----\ Marshall UBC Fire Spklr		
LD-6-001 Land Department								
County Seat: Mohave								
		LAKE HAVASU						
		Latitude: 34	28.27	Longitude:	114	21.11		
0010 Office Building	1978	\$228,042	\$3,102	\$3,501	2,892	C	3	
0020 Parking Canopy	1978	\$6,586	\$90	\$101	720	D	5	
Location Totals:	2	\$234,628	\$3,191	\$3,602	3,612			
District Totals:	2	\$234,628	\$3,191	\$3,602	3,612			
Agency	7	\$1,458,406	\$16,306	\$18,554	17,258			

	Year Built	/-----Costs-----\ Replacement Renewal Year 1 Renewal Year 2			Square Feet	/-----Classes-----\ Marshall UBC Fire Spklr		
NG-1-001 Dept of Emergency and Military Affairs								
County Seat: Maricopa								
			Latitude: 33 27.97				Longitude: 111 58.11	
0010 Community Service Center/DLC M5315	1945	\$362,418	\$9,480	\$10,304	4,767	C	3	
0020 Regional Training Institute/Museum M5320	1937	\$2,955,853	\$77,316	\$84,042	31,761	C	0	
0030 Open Covered Storage Shed M5250 Fed	1974	\$22,397	\$0	\$0	4,400	D	0	
0040 Main Gate House M5105	1990	\$18,486	\$135	\$158	220	C	3	
0050 Administration G.P. M5336 Fed	2002	\$358,345	\$0	\$0	3,941	C	0	
0060 Administration G.P. M5331 Fed	1953	\$249,681	\$0	\$0	2,460	C	0	
006A Administration G.P. M5333	1972	\$78,306	\$1,311	\$1,469	960	D	0	
0070 Administration G.P. M5103	1983	\$1,181,961	\$12,985	\$14,787	7,384	C	3	
0080 Vehicle Storage Shed M5364 ASC	1974	\$28,421	\$446	\$501	4,000	S	0	
0090 Admin./Emerg. Mgmt. (Modular) M5505	1998	\$62,336	\$196	\$248	14,000	D	5	
0100 Covered Training Area M5510 Fed	1973	\$35,268	\$0	\$0	7,436	S	0	
0110 Vehicle Storage Shed M5335	1953	\$73,092	\$1,912	\$2,078	10,438	S	0	
0140 Facilities Management Office M5330	1963	\$712,033	\$15,272	\$17,006	17,332	C	3	
0150 Administration G.P. M5341 Fed	1948	\$290,158	\$0	\$0	6,906	C	0	
0160 Readiness Center M5340 ASC	1961	\$665,447	\$14,969	\$16,650	8,640	C	0	
0170 Readiness Center/Storage Building M5351	1949	\$143,313	\$3,749	\$4,075	4,516	C	3	
0180 FMO Shop M5355	1984	\$110,173	\$1,153	\$1,316	5,000	S	2N	
0190 Administration G.P. M5350	1949	\$202,424	\$5,295	\$5,755	2,390	C	3	
0200 Readiness Center M5352	1958	\$126,829	\$3,052	\$3,390	1,500	C	3	
0210 Administration G.P. M5354	1951	\$112,042	\$2,931	\$3,186	1,500	C	3	
0220 Administration G.P. M5356	1951	\$55,217	\$1,444	\$1,570	1,500	C	3	
0230 Storage Building M5359	1962	\$78,539	\$1,726	\$1,920	1,680	C	3	
0250 Vehicle Maintenance M5219 ASC	1956	\$89,876	\$2,257	\$2,504	2,460	S	0	

	Year Built	/-----Costs-----\ Replacement Renewal Year 1 Renewal Year 2			Square Feet	/-----Classes-----\ Marshall UBC Fire Spklr		
NG-1-001 Dept of Emergency and Military Affairs								
County Seat: Maricopa								
			Latitude: 33 27.97				Longitude: 111 58.11	
0260 Administration G.P. M5218 ASC	1956	\$81,938	\$2,058	\$2,283	1,097	D	0	
0270 Aircraft Maintenance Hangar M5222 Fed	1956	\$352,856	\$0	\$0	6,498	S	0	
0280 FMB Storage Shed M5359	1976	\$4,109	\$60	\$68	168	S	0	
028A FMB Storage Shed Fed	1976	\$4,109	\$0	\$0	168	S	0	
0290 FMB M5360 ASC	1962	\$4,109	\$90	\$100	120	S	0	
0310 Org. Storage Building M5205 Fed	1988	\$74,771	\$0	\$0	2,500	S	0	
0320 Basic 10/25 Meter Range M5511 Fed	1973	\$0	\$0	\$0	0		0	
032A Basic 10/25 Meter Range M5518 Fed	1973	\$0	\$0	\$0	0		0	
0330 Covered Training Area M5517 Fed	1973	\$8,399	\$0	\$0	3,597	S	0	
0340 Range Latrine M5512 Fed	1973	\$5,764	\$0	\$0	150	B	0	
0350 Storage G.P. M5230	1950	\$25,129	\$657	\$714	551	B	2	
0360 Ready Magazine, Inst. M5234 ASC	1949	\$17,712	\$463	\$504	192	B	0	
0370 Ready Magazine, Inst. M5238 ASC	1951	\$17,712	\$463	\$504	192	B	0	
0380 Ready Magazine, Inst. M5242 ASC	1951	\$17,712	\$463	\$504	192	B	0	
0390 Ready Magazine, Inst. M5247 ASC	1954	\$25,129	\$657	\$714	551	C	0	
0400 Readiness Center M5370 Fed	1968	\$1,180,295	\$0	\$0	18,059	B	0	
040A Flammable Material Storage M5372	1986	\$8,233	\$78	\$89	250	C	0	
0410 Administration G.P. (Modular) M5503	1977	\$76,130	\$1,075	\$1,212	1,000	D	5	
0420 Dispensary/Health Clinic M5501 Fed	1997	\$1,489,959	\$0	\$0	6,204	C	0	Y
0430 Covered Training Area M5523 Fed	1990	\$3,376	\$0	\$0	900	S	0	
0440 Covered Training Area M5524 Fed	1990	\$3,376	\$0	\$0	900	S	0	
0450 Covered Training Area M5708 Fed	1999	\$87,800	\$0	\$0	1,440	S	0	
0460 Open Vehicle Storage Shed M5717 Fed	1973	\$13,438	\$0	\$0	5,708	S	0	

	Year Built	-----Costs-----\			Square Feet	/-----Classes-----\		
		Replacement	Renewal Year 1	Renewal Year 2		Marshall	UBC	Fire Spklr
NG-1-001 Dept of Emergency and Military Affairs								
PHOENIX-PAPAGO PARK MILITARY RESERVATION								
County Seat: Maricopa		Latitude: 33	27.97	Longitude: 111	58.11			
0470 Dining Facility/Administration M5502	1970	\$485,683	\$8,639	\$9,666	5,856	D	5	
0480 Target House M5515 Fed	1963	\$9,471	\$0	\$0	150	C	0	
0490 High Explosive Magazine M5575 ASC	1971	\$87,143	\$1,504	\$1,685	2,840	B	0	
0500 Range Support Facility M5504 Fed	1977	\$207,765	\$0	\$0	2,535	B	0	
0570 AV. Fuel Disp./Cover 30k Gal. M5208 Fed	1992	\$343,696	\$0	\$0	1,680	C	0	
0600 Armory/Aircraft Maint. Hangar M5201	1973	\$4,180,844	\$67,802	\$76,078	52,046	C	3	Y
0640 State Military HQ./Auditorium M5101	1974	\$7,874,680	\$123,586	\$138,816	65,900	B	2	Y
1000 Armory (52nd St.) M5701	1957	\$3,105,898	\$76,366	\$84,776	34,651	C	3	
1020 Vehicle Maintenance Shop M5713 Fed	1973	\$489,647	\$0	\$0	9,936	B	0	
102A Wash Rack M5722 ASC	1981	\$15,107	\$182	\$206	3,600	S	0	
1030 Administration/Storage G.P. M5710	1974	\$874,114	\$13,718	\$15,409	14,000	B	2	
1070 Covered Training Area M5707 Fed	1999	\$70,972	\$0	\$0	1,440	S	0	
1080 Armory (Pettycrew) M5705	1982	\$5,871,242	\$67,572	\$76,790	62,466	C	3	Y
1090 Flammable Storage Building M5706 Fed	1980	\$12,119	\$0	\$0	384	D	0	
1100 Org. Storage Bldg M5703 Fed	1988	\$73,957	\$0	\$0	5,500	S	0	
1120 Vehicle Maintenance Shop/Storage M5726	1983	\$23,587	\$259	\$295	844	S	2N	
1140 Vehicle Storage Shed M5719 ASC	1973	\$39,970	\$648	\$727	2,579	S	0	
114A Loading Dock M5337	1963	\$33,569	\$720	\$802	1,000	S	0	
1170 Vehicle Maintenance Shop M5714 Fed	1985	\$570,979	\$0	\$0	5,868	B	0	
1180 Vehicle Maintenance Shop M5728 Fed	1973	\$17,616	\$0	\$0	277	D	0	
1190 Maintenance G.P. M5901 ASC	2001	\$12,353,491	\$19,388	\$28,099	89,783	C	3	y
1200 Grease Rack M5902 ASC	2001	\$16,622	\$26	\$38	1,120	C	3	
1210 Loading Dock M5905	2001	\$13,514	\$21	\$31	480	C	3	

	Year Built	-----Costs-----\			Square Feet	/-----Classes-----\			
		Replacement	Renewal Year 1	Renewal Year 2		Marshall	UBC	Fire Spklr	
NG-1-001 Phoenix-Papago Park Military Reservation		PHOENIX-PAPAGO PARK MILITARY RESERVATION							
County Seat: Maricopa		Latitude: 33	27.97	Longitude: 111	58.11				
1220	Maintenance G.P. M5905 ASC	2001	\$17,055	\$27	\$39	1,216	S	2N	y
1230	Maintenance G.P. M5925 ASC	2001	\$76,307	\$120	\$174	5,440	S	2N	y
1440	Vehicle Storage Shed M5347 ASC	1989	\$203,326	\$1,596	\$1,850	4,877	D	0	
1450	Storage Facility, G.P. M5358	1949	\$139,791	\$3,656	\$3,975	1,500	S	2N	
1460	Storage Facility, G.P. M5349 ASC	1949	\$228,392	\$5,974	\$6,494	2,040	S	0	
1500	Target Storage Shed M5506 ASC	1983	\$906	\$10	\$11	150	D	0	
1510	Administration G.P. M5555	1990	\$548,138	\$4,015	\$4,675	7,200	D	0	
1520	Range House/Shed M5522 Fed	1949	\$14,505	\$0	\$0	800	D	0	
2000	Administration G.P. M5800 Fed	1992	\$2,537,682	\$0	\$0	24,126	D	0	Y
2100	Org. Storage Building M5820 Fed	1992	\$3,081,471	\$0	\$0	30,462	D	0	
2110	Org Storage Building M5822 Fed	1992	\$62,099	\$0	\$0	1,248	C	0	
2120	Administration G.P. T-5507	2001	\$72,641	\$114	\$165	1,440	D	5	
Location Totals:		81	\$55,268,668	\$557,635	\$628,453	641,062			
NG-1-002 Dept of Emergency and Military Affairs		CHANDLER							
County Seat: Maricopa		Latitude: 33	16.53	Longitude: 111	48.47				
0010	Armory M1240	1988	\$1,717,613	\$14,377	\$16,604	17,250	B	2	
0020	Overhead Protection M1241	1988	\$7,875	\$66	\$76	225	S	2N	
Location Totals:		2	\$1,725,487	\$14,443	\$16,680	17,475			

	Year Built	-----Costs-----\			Square Feet	/-----Classes-----\		
		Replacement	Renewal Year 1	Renewal Year 2		Marshall	UBC	Fire Spklr
NG-1-003 Dept of Emergency and Military Affairs		MESA						
County Seat: Maricopa		Latitude:	33	25.60	Longitude:	111	49.86	
0010	Armory-Has Btry M4300	1954	\$1,770,901	\$46,321	\$50,351	10,621	C	3
0020	Armory-Suc Btry M4301	1950	\$778,257	\$20,357	\$22,128	12,600	C	3
0030	Vehicle Maintenance M4303 ASC	1956	\$227,119	\$5,703	\$6,328	5,068	C	0
0040	Flammable Storage Building M4305 ASC	1970	\$8,233	\$146	\$164	144	C	0
0050	Battalion Supply M4302 ASC	1970	\$88,206	\$1,569	\$1,756	960	S	0
0060	Armory (BN HQS) M4306	1974	\$764,999	\$12,006	\$13,486	6,305	C	3
0070	Flammable Storage M4304 ASC	1978	\$8,590	\$117	\$132	100	C	0
0080	Battalion Storage Building M4307 ASC	1956	\$5,599	\$141	\$156	2,000	S	2N
0090	Org. Storage Building M4308	1987	\$110,931	\$987	\$1,135	3,600	S	2N
0100	Waste Pol. Storage 500 Gal M4312	1993	\$8,338	\$48	\$57	0	C	0
0110	Battery Shop M4313 ASC	1955	\$733	\$19	\$21	96	C	3
	Location Totals:	11	\$3,771,908	\$87,413	\$95,713	41,494		
NG-1-004 Dept of Emergency and Military Affairs		TEMPE						
County Seat: Maricopa		Latitude:	33	25.47	Longitude:	111	56.06	
0010	Armory M7420	1954	\$529,279	\$13,844	\$15,049	5,964	B	2
0020	Vehicle Storage Shed M7421 ASC	1954	\$276,586	\$7,235	\$7,864	5,520	C	0
	Location Totals:	2	\$805,865	\$21,079	\$22,913	11,484		

	Year Built	-----Costs-----			Square Feet	-----Classes-----		
		Replacement	Renewal Year 1	Renewal Year 2		Marshall	UBC	Fire Spklr
NG-1-005 Dept of Emergency and Military Affairs		YUMA						
County Seat: Yuma		Latitude: 32	43.52	Longitude:	114	37.17		
0010	Armory U6480	1954	\$1,132,365	\$29,619	\$32,196	11,628	C	3
0020	Vehicle Storage Shed U6481	1950	\$385,830	\$10,092	\$10,970	7,356	C	3
0030	Flammable Material Storage U6482	1969	\$1,381	\$25	\$28	48	C	3
0080	Unit Storage Bldg U6483 ASC	1988	\$57,268	\$479	\$554	2,000	S	0
Location Totals: 4			\$1,576,843	\$40,216	\$43,748	21,032		
NG-1-006 Dept of Emergency and Military Affairs		PHOENIX - ROOSEVELT ARMORY						
County Seat: Maricopa		Latitude: 33	27.49	Longitude:	112	5.63		
0010	Armory M9340	1964	\$2,740,893	\$57,355	\$63,903	29,904	C	3
0050	Vehicle Maintenance M9342 ASC	1979	\$674,698	\$8,824	\$9,975	5,821	C	0
0090	Org. Storage Building M9344	1987	\$79,871	\$710	\$818	2,850	S	2N
0100	Wash Platform M9341	1978	\$4,199	\$57	\$64	84	C	3
0110	Wash Platform M9343	1964	\$2,800	\$59	\$65	71	C	3
0120	Hazardous Material Storage M9360	1994	\$11,792	\$62	\$74	108	S	0
0130	Waste Pol. Storage M9361	1980	\$9,099	\$114	\$129	0	C	0
Location Totals: 7			\$3,523,352	\$67,180	\$75,029	38,838		

	Year Built	/-----Costs-----\ Replacement			Square Feet	/-----Classes-----\ Marshall UBC Fire Spklr			
		Year 1	Year 2						
NG-1-007 Dept of Emergency and Military Affairs		PHOENIX-SUNNYSLOPE ARMORY							
County Seat: Maricopa		Latitude: 33	34.79	Longitude: 112	3.91				
0010	Armory M8360	1984	\$2,049,934	\$21,448	\$24,480	17,275	C	3	
0020	Vehicle Storage Shed M8361 ASC	1954	\$107,992	\$2,825	\$3,070	2,000	C	0	
0060	Org. Storage Building M8362	1987	\$32,173	\$286	\$329	1,050	S	2N	
Location Totals: 3			\$2,190,099	\$24,559	\$27,879	20,325			
NG-1-008 Dept of Emergency and Military Affairs		QUEEN CREEK -- PROJECT CHALLENGE							
County Seat: Maricopa		Latitude:	Longitude:						
0010	Administration, G.P. 00104	2001	\$592,451	\$930	\$1,348	5,880	S	2N	y
0020	Administration, G.P. (modular) T0107	2001	\$32,538	\$51	\$74	1,440	D	5	
0030	Dormitory 00108	2001	\$348,514	\$547	\$793	3,091	S	2N	
0040	General Instruction T0115	2001	\$31,799	\$50	\$72	1,440	D	5	
0050	General Instruction T0117	2001	\$31,799	\$50	\$72	1,440	D	5	
0060	General Instruction T0118	2001	\$31,799	\$50	\$72	1,440	D	5	
0070	Dormitory 00120	2001	\$709,391	\$1,113	\$1,614	6,292	S	2N	y
0080	Dormitory 00122	2001	\$709,391	\$1,113	\$1,614	6,292	S	2N	y
Location Totals: 8			\$2,487,680	\$3,904	\$5,658	27,315			

	Year Built	/-----Costs-----\ Replacement			Square Feet	/-----Classes-----\ Marshall UBC Fire Spklr		
		Year 1	Year 2					
NG-1-009 Dept of Emergency and Military Affairs		GLENDALE						
County Seat: Maricopa		Latitude: 33	32.53	Longitude:	112	11.59		
0010	Armory M2244	1971	\$1,307,559	\$22,573	\$25,280	11,346	C	3
0020	Armory M2240	1954	\$507,018	\$13,262	\$14,416	5,530	C	3
0030	Vehicle Maintenance M2242 ASC	1951	\$377,172	\$9,866	\$10,724	7,476	C	0
0040	Wash Platform, Org. M2246	1954	\$1,344	\$35	\$38	700	C	0
0050	Wash Platform, Org. M2248	1972	\$3,499	\$59	\$66	1,000	C	0
0060	Waste Pol Storage 500 Gal M9361	1980	\$9,099	\$114	\$129	0	C	0
0080	Org. Storage Building M2245	1988	\$14,198	\$119	\$137	600	S	2N
0090	Flammable Material Building M2243 ASC	1970	\$1,681	\$30	\$33	120		0
Location Totals:		8	\$2,221,570	\$46,057	\$50,824	26,772		
NG-1-011 Dept of Emergency and Military Affairs		GILA BEND - AUXILLIARY AIRFIELD						
County Seat: Maricopa		Latitude: 32	53.15	Longitude:	112	43.69		
0010	SunShade/Storage M0400 Fed	1992	\$63,441	\$0	\$0	7,500	S	0
0090	Igloo Storage M0450 Fed	2002	\$692,193	\$0	\$0	2,106	C	0
0100	Igloo Storage M0451 Fed	2002	\$692,193	\$0	\$0	2,106	C	0
0110	Storage Shed M0401 Fed	1992	\$835	\$0	\$0	240	D	0
Location Totals:		4	\$1,448,663	\$0	\$0	11,952		
District Totals:		130	\$75,020,135	\$862,487	\$966,898	857,749		

	Year Built	/-----Costs-----\ Replacement Renewal Year 1 Renewal Year 2			Square Feet	/-----Classes-----\ Marshall UBC Fire Spklr			
		NG-2-001 Dept of Emergency and Military Affairs CASA GRANDE							
County Seat:	Pinal	Latitude:	32	53.60	Longitude:	111	44.94		
0010	Armory L2120	1961	\$1,082,893	\$24,360	\$27,095	12,100	C	3	
0020	Vehicle Storage Shed L2121 ASC	1961	\$31,727	\$714	\$794	2,600	S	0	
0050	Org. Storage Building L2123	1988	\$40,491	\$339	\$391	1,400	S	2N	
	Location Totals:	3	\$1,155,111	\$25,412	\$28,280	16,100			
 NG-2-002 Dept of Emergency and Military Affairs COOLIDGE									
County Seat:	Pinal	Latitude:	33	27.49	Longitude:	112	5.63		
0010	Armory L3160	1954	\$504,962	\$13,208	\$14,357	5,905	B	2	
0020	Vehicle Storage Bldg L3161 ASC	1954	\$111,288	\$2,911	\$3,164	2,000	C	0	
0060	Org. Storage Building L3162	1988	\$57,130	\$478	\$552	2,000	S	0	
	Location Totals:	3	\$673,380	\$16,597	\$18,074	9,905			

	Year Built	-----Costs-----\			Square Feet	/-----Classes-----\		
		Replacement	Renewal Year 1	Renewal Year 2		Marshall	UBC	Fire Spklr
NG-2-003 Dept of Emergency and Military Affairs		FLORENCE MILITARY RESERVATION						
County Seat: Pinal		Latitude: 33	3.80	Longitude: 111	22.84			
0010	ENG/USG Maintenance Shop L5104 Fed	1958	\$16,804	\$0	\$0	640	C	0
0020	Flammable Storage Building L5105	1978	\$7,272	\$99	\$112	208	S	0
0030	Maintenance Sunshade L5108 Fed	1984	\$16,367	\$0	\$0	2,420	S	0
0040	Storage L5112 Fed	1958	\$16,885	\$0	\$0	884	C	0
0050	Shower/Latrine L5120 Fed	1975	\$32,478	\$0	\$0	987	S	0
0060	Limited Use Instruction Bldg L5122 Fed	1984	\$116,465	\$0	\$0	1,485	C	0
0070	Con Tent Pad (Dining Facility) L5124 Fed	1978	\$33,612	\$0	\$0	480	S	0
0080	Administration Building L5116 Fed	1958	\$105,029	\$0	\$0	2,500	C	0
0090	Vehicle Maintenance Shop L5160 Fed	1980	\$1,715,747	\$0	\$0	7,565	C	0
009A	Shop Canopy Fed	1980	\$133,771	\$0	\$0	4,920	S	0
0100	Grease Rack L5162 Fed	1980	\$26,855	\$0	\$0	144	S	0
0110	Metal Sunshades L5232 Fed	1988	\$33,633	\$0	\$0	450	S	0
0120	M-60 Machine Gun Trans Range L5245 Fed	1989	\$405,686	\$0	\$0	0		0
0130	Wash Platform, Org L5164 Fed	1988	\$43,091	\$0	\$0	2,640	C	0
0200	Range/Target House L5203 Fed	1973	\$10,909	\$0	\$0	300	C	0
0210	Nbc Training Building L5264 Fed	1980	\$5,146	\$0	\$0	200	S	0
0220	Range Tower L5231 Fed	1990	\$7,248	\$0	\$0	120	D	0
0230	Target Storage L5206 Fed	1988	\$25,376	\$0	\$0	150	D	0
0240	Metal Sunshade L5310 Fed	1989	\$23,202	\$0	\$0	900	S	0
0260	Simulator Building Non-Motorized L5255	1990	\$62,990	\$461	\$537	5,000	C	3
0280	Range Support Facility L5219 Fed	1990	\$10,078	\$0	\$0	96	C	0
0290	Range Support Facility L5218 Fed	1990	\$10,078	\$0	\$0	96	C	0
0300	Ammunition Igloo L5301 ASC	1984	\$621,363	\$6,501	\$7,420	2,080	S	0

	Year Built	-----Costs-----			Square Feet	-----Classes-----		
		Replacement	Renewal Year 1	Renewal Year 2		Marshall	UBC	Fire Spklr
NG-2-003 Dept of Emergency and Military Affairs		FLORENCE MILITARY RESERVATION						
County Seat: Pinal		Latitude: 33	3.80	Longitude: 111	22.84			
0310	Segregates Magazine L5302 ASC	1984	\$63,490	\$664	\$758	677	B	0
0320	Ammunition Igloo L5303 ASC	1991	\$436,573	\$2,969	\$3,476	1,625	S	0
0330	Metal Sunshade L5118 Fed	1990	\$23,202	\$0	\$0	900	S	0
0340	Range Tower 1 L5217 Fed	1996	\$156,146	\$0	\$0	256	S	0
0350	M-60 Range Tower 2, L5246 Fed	1996	\$156,146	\$0	\$0	256	S	0
0360	Range Target HS L5207 Fed	1997	\$16,797	\$0	\$0	120	D	0
0370	Covered Training Area L5233 Fed	1988	\$11,442	\$0	\$0	900	S	0
0380	Covered Training Area L5234 Fed	1988	\$11,442	\$0	\$0	900	S	0
0960	CBT Pistol CRS L5205 Fed	1912	\$1,120	\$0	\$0	0		0
	Location Totals:	32	\$4,356,443	\$10,695	\$12,303	39,899		
NG-2-004 Dept of Emergency and Military Affairs		NOGALES						
County Seat: Santa Cruz		Latitude: 31	20.26	Longitude: 110	56.86			
0010	Armory S2320	1964	\$1,082,893	\$22,660	\$25,247	9,440	B	2
0040	Unit Storage Bldg S2322 ASC	1988	\$50,522	\$423	\$488	1,600	S	0
	Location Totals:	2	\$1,133,415	\$23,083	\$25,736	11,040		

	Year Built	/-----Costs-----\ Replacement Renewal Year 1 Renewal Year 2			Square Feet	/-----Classes-----\ Marshall UBC Fire Spklr		
NG-2-005 Dept of Emergency and Military Affairs								
County Seat: Pima								
		TUCSON - SILVERLAKE FACILITY						
		Latitude: 32	11.98	Longitude: 110	56.74			
0010 Readiness Center P5440	1951	\$1,810,469	\$47,356	\$51,476	22,197	C	3	
0020 Vehicle Storage P5441 ASC	1954	\$377,172	\$9,866	\$10,724	6,800	C	0	
0030 Vehicle Storage P5443 ASC	1951	\$327,701	\$8,572	\$9,317	7,014	C	0	
0040 Flammable Storage Building P5444 ASC	1954	\$14,412	\$377	\$410	221	C	0	
0050 Org. Storage Building P5442	1970	\$75,835	\$1,349	\$1,509	960	S	2N	
0060 Battery Shop P5446	1990	\$4,001	\$29	\$34	204	D	5	
0070 Wash Platform, Org P5449	1987	\$11,198	\$100	\$115	1,000	C	0	
0100 Overhead Protection P5448	1987	\$21,758	\$194	\$223	1,980	S	2N	
0110 Org. Storage Building P5445	1988	\$141,997	\$1,189	\$1,373	6,000	S	2N	
Location Totals:	9	\$2,784,543	\$69,030	\$75,181	46,376			

	Year Built	-----Costs-----\			Square Feet	/-----Classes-----\		
		Replacement	Renewal Year 1	Renewal Year 2		Marshall	UBC	Fire Spklr
NG-2-007 Dept of Emergency and Military Affairs								
County Seat: Pinal								
			Latitude: 32 31.33				Longitude: 111 19.75	
0010 Marana Armory L4100 ASC	1986	\$3,352,786	\$31,571	\$36,225	31,112	C	3	
0020 Aircraft Maintenance Hangar L4300 Fed	1987	\$6,883,360	\$0	\$0	42,406	C	0	
0030 Admin/QTS/Simulator L4500 Fed	1987	\$6,525,468	\$0	\$0	60,102	C	0	
0040 Wash Platform, Org L4160	1987	\$7,452	\$66	\$76	720	C	0	
0050 Covered Wash Platform L4161	1987	\$13,594	\$121	\$139	800	S	2N	
0060 Covered Water Treatment L4501	1985	\$558,290	\$5,549	\$6,349	1,495	S	0	
006a Water Storage Tank 240,000 Gals L4502	1985	\$268,759	\$2,671	\$3,057	0	S	2N	
006b Water Storage Tank 195,000 Gals L4504	1985	\$218,366	\$2,170	\$2,483	0	S	2N	
0070 ENG/Maint/Admin (Modular) L4500	1995	\$30,235	\$142	\$172	720	D	5	
0080 Flight Simulator Building L4525 Fed	1993	\$5,185,655	\$0	\$0	44,942	C	0	Y
0090 Aircraft Wash Apron L4603	1995	\$48,992	\$231	\$279	8,739	C	0	
0100 Aircraft Wash Apron L4330 ASC	1987	\$225,991	\$2,010	\$2,313	9,000	S	0	
0110 Aircraft Prts Strg (RSAF) L463	2002	\$629,903	\$659	\$1,075	9,000	C	3	
0120 Aircraft Maintenance Hangar L4600 ASC	1995	\$9,059,497	\$42,654	\$51,517	55,222	B	0	Y
0130 Cvr'd Aircraft Fuel Tanks L4631	1997	\$1,079,208	\$3,952	\$4,910	5,776	S	2N	
0140 Vehicle Maintenance L4120 ASC	1998	\$855,558	\$2,685	\$3,406	4,842	C	0	
0150 Gate House L4105 Fed	1998	\$136,702	\$0	\$0	264	C	0	
0160 Dining Facility L4535	1998	\$1,820,949	\$5,716	\$7,248	5,917	C	3	
0170 Unaccomp. Military Pers. Housing L4530	1998	\$3,311,457	\$10,394	\$13,181	27,733	C	3	Y
0180 Administration (GSE) Modular T4604	2002	\$113,151	\$118	\$193	1,704	D	5	
0190 Aviation Unit Operations	2002	\$1,625,150	\$1,700	\$2,772	12,000	D	5	
0200 Flammable Material Storage L4125	1997	\$13,539	\$50	\$62	124	C	3	
0210 Aircraft Maintenance Instr. L4301	1997	\$232,364	\$851	\$1,057	11,000	C	3	

	Year Built	/-----Costs-----\ Replacement Renewal Year 1 Renewal Year 2			Square Feet	/-----Classes-----\ Marshall UBC Fire Spklr		
		NG-2-007 Dept of Emergency and Military Affairs MARANA-SILVER BELL AAP						
County Seat: Pinal		Latitude: 32 31.33		Longitude: 111 19.75				
0230	Overhead Protection L4331	1987	\$2,106	\$19	\$22	192	S	0
0240	Fire Station L4601	1995	\$122,621	\$577	\$697	1,752	C	3
0250	Flammable Material Storage L4602	1995	\$26,876	\$127	\$153	384	C	3
Location Totals:			26	\$42,348,030	\$114,035	\$137,385	335,946	
NG-2-008 Dept of Emergency and Military Affairs PICACHO-STAGEFIELD HELIPORT								
County Seat: Pinal		Latitude: 32 39.91		Longitude: 111 29.37				
0010	Fire Station/Aircraft OPS L6100 Fed	1994	\$516,421	\$0	\$0	5,428	C	0
0020	Well/Water System L6110	1994	\$0	\$0	\$0		C	0
0030	Air Navigation Building L6120	1995	\$20,449	\$96	\$116	200	C	3
0040	Water Strg Tank 10k gal L6113	1995	\$19,710	\$93	\$112	0		0
Location Totals:			4	\$556,580	\$189	\$228	5,628	

	Year Built	-----Costs-----\			Square Feet	/-----Classes-----\		
		Replacement	Renewal Year 1	Renewal Year 2		Marshall	UBC	Fire Spklr
NG-2-009 Dept of Emergency and Military Affairs		TUCSON - VALENCIA FACILITY						
County Seat: Pima		Latitude: 32	8.46	Longitude: 110	52.39			
0010	Armory P4220	1988	\$2,408,985	\$20,164	\$23,288	34,707	C	3
0030	Water Treatment Plant & Cover P4921	1989	\$420,684	\$3,301	\$3,828	812	S	2N
0040	Overhead Protection P4226	1989	\$14,815	\$116	\$135	1,350	S	2N
0050	Vehicle Maintenance P4223 ASC	1988	\$1,036,199	\$8,673	\$10,017	10,418	C	0
0060	Grease Rack P4222	1989	\$27,996	\$220	\$255	1,000	C	3
0070	Flammable Material Storage P4241	1989	\$23,615	\$185	\$215	110	C	3
0090	Storage Facility, G.P. P4240 ASC	1990	\$69,604	\$510	\$594	960	S	0
0110	Wash Platform P4225 ASC	1989	\$18,126	\$142	\$165	720	S	0
	Location Totals:	8	\$4,020,024	\$33,311	\$38,495	50,077		
	District Totals:	87	\$57,027,526	\$292,352	\$335,682	514,971		

	Year Built	-----Costs-----\			Square Feet	/-----Classes-----\		
		Replacement	Renewal Year 1	Renewal Year 2		Marshall	UBC	Fire Spklr
NG-3-001								
Dept of Emergency and Military Affairs								
		SAFFORD						
County Seat: Graham		Latitude: 32	47.78	Longitude: 109	42.44			
0010 Armory G4400	1962	\$1,307,559	\$28,729	\$31,972	12,896	C	3	
0040 Vehicle Maintenance G4401 ASC	1975	\$91,494	\$1,388	\$1,561	1,500	C	0	
0050 Grease Rack G4412	1987	\$6,999	\$62	\$72	900	C	3	
0060 Org. Storage Building G4406	1988	\$40,491	\$339	\$391	1,400	S	2N	
0070 Vehicle Maint Office G4403 ASC	1983	\$50,464	\$554	\$631	660	D	0	
0080 Hazardous Material Storage G4410	1987	\$13,612	\$121	\$139	50	C	3	
0090 Flammable Material Storage G4405 ASC	1975	\$1,813	\$27	\$31	100	S	0	
0100 Flammable Storage Canopy Fed	1992	\$761	\$0	\$0	64	S	0	
0110 Wash Platform G4404 ASC	1980	\$90,631	\$1,138	\$1,288	3,600	S	0	
0120 Waste Pol Storage 500 Gal G4408	1987	\$9,099	\$81	\$93	0	C	0	
Location Totals:	10	\$1,612,922	\$32,440	\$36,179	21,170			

	Year Built	-----Costs-----			Square Feet	-----Classes-----		
		Replacement	Renewal Year 1	Renewal Year 2		Marshall	UBC	Fire Spklr
NG-3-003 Dept of Emergency and Military Affairs		DOUGLAS						
County Seat: Cochise		Latitude: 31	20.52	Longitude:	109	32.41		
0010	Armory C3180	1960	\$1,157,979	\$26,654	\$29,632	12,928	C	3
0020	Dispatch Building C3185	1987	\$4,059	\$36	\$42	294	D	5
0030	Vehicle Storage Shed C3181 ASC	1959	\$9,053	\$213	\$237	960	S	0
0040	Vehicle Storage Shed C3186	1988	\$13,438	\$112	\$130	640	S	2N
0050	Wash Platform C3185	1982	\$14,138	\$163	\$185	720	C	3
0080	Unit Storage Bldng C3183 ASC	1988	\$52,138	\$436	\$504	1,800	S	0
	Location Totals:	6	\$1,250,805	\$27,615	\$30,729	17,342		
NG-3-005 Dept of Emergency and Military Affairs		SIERRA VISTA - FORT HUACHUCA						
County Seat: Cochise		Latitude: 31	32.88	Longitude:	110	19.61		
0220	Vehicle Maintenance Shop C1410 Fed	1997	\$773,377	\$0	\$0	3,822	C	0
	Location Totals:	1	\$773,377	\$0	\$0	3,822		
	District Totals:	17	\$3,637,103	\$60,056	\$66,908	42,334		

	Year Built	/-----Costs-----\ Replacement Renewal Year 1 Renewal Year 2			Square Feet	/-----Classes-----\ Marshall UBC Fire Spklr		
NG-5-001 Dept of Emergency and Military Affairs								
County Seat: Coconino								
			Latitude: 35	12.26		Longitude: 111	39.42	
0010 Armory K4200	1956	\$1,389,180	\$34,883	\$38,708	11,232	C	3	
0020 Flammable Storage Building K4201 ASC	1956	\$12,357	\$310	\$344	200	B	0	
0060 Org. Storage Building K4202	1987	\$52,138	\$464	\$534	1,800	S	0	
Location Totals:	3	\$1,453,675	\$35,657	\$39,586	13,232			

	Year Built	-----Costs-----\			Square Feet	/-----Classes-----\		
		Replacement	Renewal Year 1	Renewal Year 2		Marshall	UBC	Fire Spklr
NG-5-002 Dept of Emergency and Military Affairs		CAMP NAVAJO						
County Seat: Coconino		Latitude: 35	13.44	Longitude:	111	34.36		
0040	Dining Facility/Club S0004	1942	\$274,372	\$7,177	\$7,801	4,118	D	5
0060	Chapel K2006 Fed	1942	\$71,526	\$0	\$0	1,073	D	0
0080	Security Center Fed	2000	\$1,611,172	\$0	\$0	5,391	C	0 y
0090	Wash Platform K2051	1994	\$113,338	\$593	\$709	0	C	0
0140	Administration, G.P. S0014	1942	\$468,759	\$12,261	\$13,328	7,026	D	5
0190	Shipping/Receiving Building K2375	1993	\$426,447	\$2,454	\$2,910	6,407	C	3
0460	Storage G.P. K2046	1943	\$468,759	\$12,261	\$13,328	6,719	D	5
0600	Company Headquarters Building K2060 Fed	1994	\$450,548	\$0	\$0	6,165	C	0 Y
0640	UPH Sr. NCO K2064 Fed	1994	\$466,349	\$0	\$0	17,505	C	0 Y
0680	Bn HQ Building K2068 Fed	1994	\$531,262	\$0	\$0	7,240	C	0 Y
0720	UOQ Military K2072 Fed	1994	\$1,289,311	\$0	\$0	6,315	C	0 Y
0760	Dining Facility/Classrooms K2076 Fed	1994	\$1,161,776	\$0	\$0	15,732	C	0 Y
0800	Enlisted Barracks K2080 Fed	1994	\$1,120,421	\$0	\$0	15,300	C	0 Y
0840	Enlisted Barracks K2084 Fed	1994	\$1,120,421	\$0	\$0	15,300	C	0 Y
0880	Enlisted Barracks K2088 Fed	1994	\$1,120,421	\$0	\$0	15,300	C	0 Y
1120	Sewage Pump Station K2112 Fed	1943	\$4,563	\$0	\$0	200	D	0
1180	ENG/HSQ Maintenance Shop K2058 Fed	1996	\$322,135	\$0	\$0	2,160	D	0
1190	Range Support Facility K2690	1997	\$497,987	\$1,824	\$2,265	512	C	3
Location Totals:		18	\$11,519,566	\$36,570	\$40,341	132,463		

	Year Built	/-----Costs-----\ Replacement Renewal Year 1 Renewal Year 2			Square Feet	/-----Classes-----\ Marshall UBC Fire Spklr		
		NG-5-003 Dept of Emergency and Military Affairs		BELLEFONT				
County Seat:	Coconino	Latitude:	35 13.57	Longitude:	111 48.82			
0010	Armory K2151	1983	\$1,666,143	\$18,304	\$20,844	19,052	C	3
0020	Vehicle Maintenance K2175 ASC	1983	\$863,242	\$9,483	\$10,799	8,952	C	0
0100	Wash Platform, Org K2054	1994	\$11,198	\$59	\$70	1,000	C	3
0110	Grease Rack K2055	1994	\$9,798	\$51	\$61	900	C	3
0200	Hazardous Material Storage K3052	1994	\$2,800	\$15	\$18	100	S	2N
0500	Storage Facility, G.P. K3050	1995	\$62,966	\$296	\$358	1,225	S	2N
	Location Totals:	6	\$2,616,147	\$28,208	\$32,150	31,229		
	District Totals:	27	\$15,589,388	\$100,435	\$112,078	176,924		

	Year Built	/-----Costs-----\ Replacement			Square Feet	/-----Classes-----\ Marshall UBC Fire Spklr		
		Year 1	Year 2					
NG-6-001 Dept of Emergency and Military Affairs		PRESCOTT						
County Seat: Yavapai		Latitude:	34	36.90	Longitude:	112	26.42	
0040	Armory Y5380	1979	\$1,603,677	\$20,974	\$23,710	12,900	C	3
0050	FMB Y5381 ASC	1979	\$8,590	\$112	\$127	100	C	0
0080	Org. Storage Building Y5385	1987	\$44,992	\$400	\$461	3,600	S	0
	Location Totals:	3	\$1,657,260	\$21,486	\$24,298	16,600		
NG-6-002 Dept of Emergency and Military Affairs		KINGMAN						
County Seat: Mohave		Latitude:	35	11.45	Longitude:	114	3.95	
0010	Armory V2280	1954	\$1,171,992	\$30,656	\$33,323	17,774	C	3
0020	Vehicle Maintenance Shop Fed	1954	\$16,782	\$0	\$0	2,000	D	0
0030	Org. Storage Building V2283	1988	\$32,993	\$276	\$319	1,200	S	2N
0040	Wash Platform V2288	1954	\$11,787	\$308	\$335	720	C	0
	Location Totals:	4	\$1,233,555	\$31,240	\$33,977	21,694		
	District Totals:	7	\$2,890,815	\$52,726	\$58,275	38,294		

	Year Built	/-----Costs-----\ Replacement			Square Feet	/-----Classes-----\ Marshall UBC Fire Spklr		
		Renewal Year 1	Renewal Year 2					
NG-7-003 Dept of Emergency and Military Affairs								
County Seat: Navajo		Latitude: 34	15.63	Longitude: 110	0.16			
0010 Armory N4103	1987	\$2,135,651	\$18,993	\$21,860	15,543	C	3	
0020 Vehicle Maintenance Shop N4200	1992	\$709,851	\$4,456	\$5,248	5,000	C	3	
0030 Wash Platform, Org N4202	1992	\$15,258	\$96	\$113	900	C	3	
0040 Grease Rack N4203	1992	\$23,467	\$147	\$173	570	C	3	
0050 Waste Pol Storage 500 Gal N4200	1991	\$8,819	\$60	\$70	0	C	0	
0080 Storage, G.P. N4208	1987	\$2,665	\$24	\$27	150	D	5	
Location Totals:	6	\$2,895,711	\$23,776	\$27,491	22,163			
District Totals:	6	\$2,895,711	\$23,776	\$27,491	22,163			
Agency	274	\$157,060,677	\$1,391,832	\$1,567,332	1,652,435			

	Year Built	/-----Costs-----\ Replacement Renewal Year 1 Renewal Year 2			Square Feet	/-----Classes-----\ Marshall UBC Fire Spklr		
PB-1-002 Arizona State Parks								
County Seat: La Paz								
		Latitude: 34	15.31	Longitude: 114	9.65			
0010 Contact Station	1967	\$209,794	\$4,061	\$4,533	750	C	3	
0020 Interpretive Center	1967	\$232,480	\$4,500	\$5,024	1,090	C	3	
0030 Restrooms "A"	1967	\$293,713	\$5,685	\$6,347	1,080	C	3	
0040 Cabana 1 (A,B,& C)	1967	\$30,491	\$590	\$659	864	C	3	
0050 Cabana 2 (D,E,& F)	1967	\$30,491	\$590	\$659	864	C	3	
0060 Cabana 3 (G,H,& I)	1967	\$30,491	\$590	\$659	864	C	3	
0070 Cabana 4 (J,K,& L)	1967	\$30,491	\$590	\$659	864	C	3	
0080 Water System	1967	\$52,747	\$1,021	\$1,140	0		0	
0090 Sewage System	1967	\$50,689	\$981	\$1,095			0	
0120 Sprinkler System	1967	\$21,833	\$423	\$472	0		0	
0150 Restrooms "B"	1973	\$293,713	\$4,763	\$5,345	723	C	3	
0160 Maintenance Building and Yard	1967	\$335,671	\$6,497	\$7,253	1,296	C	3	
0170 Mobile Residence 1	1995	\$26,466	\$125	\$150	840	D	5	
0180 Mobile Residence 2	1990	\$74,840	\$548	\$638	1,248			
0190 Mobile Residence 3	1998	\$74,840	\$235	\$298	1,248			
0200 Restrooms "C"	1973	\$293,713	\$4,763	\$5,345	864	C	3	
0210 Cabana 5 (M,N,&O)	1974	\$30,491	\$479	\$538	864	C	3	
0220 Cabana 6 (P,Q,& R)	1974	\$30,491	\$479	\$538	864	C	3	
0230 Cabana 7 (S,T,& U)	1974	\$30,491	\$479	\$538	864	C	3	
0250 Water Tank - 25k gal	1967	\$48,939	\$947	\$1,057	0		0	
Location Totals:	20	\$2,222,875	\$38,345	\$42,946	15,187			

Year Built	-----Costs-----			Square Feet	-----Classes-----			
	Replacement	Renewal Year 1	Renewal Year 2		Marshall	UBC	Fire Spklr	
PB-1-003 Arizona State Parks		ALAMO LAKE STATE PARK						
County Seat: La Paz		Latitude: 34	14.00	Longitude: 113	35.70			
0430	Fleetwood Mobile Home #6763P	1995			1,280	D	5	
0430	Area "E" Mobile Restroom	1986	\$13,668	\$129	\$148	200	D 5	
0440	Day Use Ramada	1986	\$45,700	\$430	\$494	880	C 3	
0450	Cholla Road Water Well	1986	\$79,133	\$745	\$855		0	
0460	Group "A" Ramada	1986	\$45,700	\$430	\$494	880	C 3	
0470	Playground Ramada	1997	\$18,262	\$67	\$83	800	S 2N	
	Location Totals:	29	\$1,320,420	\$17,334	\$19,593	18,977		
PB-1-005 Arizona State Parks		BUCKSKIN MOUNTAIN - RIVER ISLAND UNIT						
County Seat: La Paz		Latitude: 34	14.76	Longitude: 114	8.12			
0010	Contact Station	1979	\$209,794	\$2,744	\$3,102	500	C 3	
0030	Maint Bldg	1979	\$251,754	\$3,293	\$3,722	523	C 3	
0040	Well & Tank Bldg.	1981	\$167,702	\$2,018	\$2,289	283	C 3	
0050	Restroom	1979	\$293,713	\$3,841	\$4,343	1,567	C 3	
0060	Ramada 1	1981	\$42,426	\$510	\$579	574	C 3	
0070	Modular Residence	1999	\$43,813	\$115	\$149	960	D 5	
0080	Mobile Residence	2001	\$63,123	\$99	\$144	960		
0090	Waste Water Treatment Plant	1997	\$344,185	\$1,260	\$1,566		C 0	
0100	Storage Canopy	1998	\$3,044	\$10	\$12	200	S 2N	
	Location Totals:	9	\$1,419,553	\$13,890	\$15,905	5,567		

	Year Built	-----Costs-----			Square Feet	-----Classes-----			
		Replacement	Renewal Year 1	Renewal Year 2		Marshall	UBC	Fire Spklr	
PB-1-006	Arizona State Parks								
	YUMA QUARTERMASTER DEPOT STATE PARK								
County Seat:	Yuma	Latitude:	32	43.65	Longitude:	114	37.23		
0010	Quartermaster Depot	1871	\$200,741	\$5,251	\$5,708	4,094	C	3	Y
0020	Commanding Officer Quarters	1871	\$187,545	\$4,906	\$5,332	3,757	C	3	
0030	Commanding Officer Kitchen	1871	\$86,812	\$2,271	\$2,468	1,739	C	3	
0040	Restrooms	1987	\$12,940	\$115	\$132	200	C	3	
0050	Water Reservoir	1869	\$42,347	\$1,108	\$1,204	864	C	3	
0080	Warehouse	1870	\$234,971	\$6,146	\$6,681	4,000	D	5	
0090	Corralhouse	1870	\$369,238	\$9,658	\$10,498	4,000	D	5	
0100	Visitor Contact Center	1996	\$283,054	\$1,185	\$1,449	5,266	D	5	Y
0110	Ramada 30x30	1999	\$36,534	\$96	\$125	900	S	2N	
0120	Ramada 20x40	2002	\$33,035	\$35	\$56	800	S	2N	
0130	Main Canal Bridge	2001	\$67,190	\$105	\$153	1,910	C	0	
	Location Totals:	11	\$1,554,407	\$30,874	\$33,806	27,530			
	District Totals:	74	\$8,210,504	\$144,119	\$159,821	85,438			

Year Built	-----Costs-----\			Square Feet	/-----Classes-----\			
	Replacement	Renewal Year 1	Renewal Year 2		Marshall	UBC	Fire Spklr	
PB-2-001 Arizona State Parks		PICACHO PEAK STATE PARK						
County Seat: Pinal		Latitude: 32	38.74	Longitude: 111	24.07			
0010	Ramada - Palo Verde	1967	\$29,253	\$566	\$632	638	C 3	
0020	Ramada - Cholla	1967	\$29,253	\$566	\$632	638	C 3	
0030	Ramada - Ocotillo	1967	\$29,253	\$566	\$632	638	C 3	
0040	Day Use Restrooms	1967	\$96,035	\$1,859	\$2,075	560	C 3	
0050	Booster Pump	1967	\$19,770	\$383	\$427		0	
0060	Water Tank	1967	\$7,816	\$151	\$169	0	0	
0070	Mobile Home	1967	\$42,033	\$814	\$908	720	D 5	
0080	Waste Water Treatment Plant	1997	\$511,728	\$1,874	\$2,328	336	C 0	
0110	Ramada - Saquaro	1973	\$29,253	\$474	\$532	638	C 3	
0120	Restroom/Shower	1973	\$96,035	\$1,557	\$1,748	560	C 3	
0130	Ramada - Memorial	1973	\$29,253	\$474	\$532	638	C 3	
0140	Information Center	1973	\$36,564	\$593	\$665	600	C 3	
0150	Mobile Residence	1984	\$21,105	\$221	\$252	924	D 5	
0160	Mobile Home -- Residence	1981	\$9,998	\$120	\$136	980	D 5	
0170	Maintanence Bldg	1978	\$34,283	\$466	\$526	875	S 2N	
0180	Campground Ramadas, Loop A - (12 each)	1995	\$63,854	\$301	\$363	1,584	S 2N	
0190	Campground Ramada, Loop B - (1 each)	1995	\$58,049	\$273	\$330	1,440	S 2N	
0200	Campground Ramadas, Loop C (2 each)	1995	\$121,902	\$574	\$693	3,024	C 3	
0210	Restroom/Shower(s) (2)	2002						
0220	RV Group Area Ramada	2004						
0230	Raven G.A. Ramada	2004						
0240	Roadrunner G.A. Ramada	2004						
0250	Quail G.A. Ramada	2004						

Year Built	-----Costs-----			Square Feet	-----Classes-----		
	Replacement	Renewal Year 1	Renewal Year 2		Marshall	UBC	Fire Spklr
PB-2-001 Arizona State Parks				PICACHO PEAK STATE PARK			
County Seat: Pinal				Latitude: 32 38.74 Longitude: 111 24.07			
0260	Jackrabbit G.A. Ramada (2)	2004					
0300	Group Use "A" Ramadas (2 Each)	1995	\$45,184	\$213	\$257	800	S 2N
0500	(10) Day Use Picnic Ramadas	1996	\$58,049	\$243	\$297	1,440	S 2N
0510	Sunset Vista Trailhead Ramada	1995	\$4,870	\$23	\$28	144	S 2N
	Location Totals:	27	\$1,373,537	\$12,312	\$14,164	17,177	
PB-2-002 Arizona State Parks				TUBAC PRESIDIO STATE HISTORIC PARK			
County Seat: Santa Cruz				Latitude: 31 37.64 Longitude: 111 3.04			
0010	Museum	1962	\$553,598	\$12,164	\$13,537	4,499	C 3
0020	Restroom	1962	\$27,603	\$606	\$675	550	D 5
0030	Office	1920	\$67,181	\$1,757	\$1,910	1,080	D 5
0040	School Building	1885	\$326,463	\$8,539	\$9,282	3,672	C 3
0050	Otero Hall	1900	\$115,204	\$3,013	\$3,276	1,430	C 3
0060	Storage Building	1910	\$26,784	\$701	\$762	300	D 5
0070	Pole Barn	2001	\$19,485	\$31	\$44	480	D 5
0090	Display Building	1976	\$28,840	\$422	\$476	280	B 2
0100	Rojas Plaza House	1910	\$107,040	\$2,800	\$3,043	960	D 5
0110	Rojas Plaza Tack Room	1910	\$11,763	\$308	\$334	400	D 5
	Location Totals:	10	\$1,283,961	\$30,341	\$33,339	13,651	

	Year Built	/-----Costs-----\ Replacement Renewal Year 1 Renewal Year 2			Square Feet	/-----Classes-----\ Marshall UBC Fire Spklr		
PB-2-003 Arizona State Parks								
County Seat: Santa Cruz								
		Latitude: 31	29.49	Longitude: 110	51.18			
0010 Contact Station	1989	\$360,234	\$2,827	\$3,278	989	C	3	
0020 Residence	1971	\$154,154	\$2,661	\$2,980	2,403	C	3	
0030 Maintenance Shop	1965	\$96,851	\$1,976	\$2,203	1,468	S	2N	
0040 Maintenance Building	2001	\$843,713	\$1,324	\$1,919	6,000	S	2N	
0050 Day Use Point Restroom	1991	\$225,823	\$1,536	\$1,798	812	C	3	
0060 Restroom Marina	1991	\$236,910	\$1,611	\$1,886	638	C	3	
0070 House Trailer	2000	\$73,625	\$154	\$209	960	D	5	
0080 House Trailer	2000	\$46,016	\$96	\$131	600	D	5	
0090 Ramadas	1971	\$101,106	\$1,745	\$1,955	4,416	S	2N	
0100 Viewing Bridge	1971	\$286,256	\$4,942	\$5,535	720	D	5	
0110 Mobile Residence 1	2002	\$68,713	\$72	\$117	1,344	D	5	
0120 Mobile Residence 2	1997	\$37,750	\$138	\$172	1,056	D	5	
0240 Large Ramadas (2)	1971	\$31,726	\$548	\$613	1,440	S	2N	
0250 Small Ramadas (13 ea)	2001	\$33,774	\$53	\$77	832	C	3	
0260 Marina Store	1971	\$56,461	\$975	\$1,092	640	C	3	
0270 Sonoita Creek Visitor Center	1971	\$163,226	\$2,818	\$3,156	1,489	C	3	
0280 Waste Water Plant	1989	\$559,282	\$4,389	\$5,089	448		0	
0290 Well and Tanks	1971	\$13,178	\$227	\$255			0	
0320 Beach Restroom/Showers	1982	\$124,074	\$1,428	\$1,623	1,051	C	3	
0330 East Restroom/Showers	1982	\$124,074	\$1,428	\$1,623	1,051	C	3	
0340 Floating Boat House	1982	\$108,908	\$1,253	\$1,424	750	S	2N	
0350 Main Restroom/Showers	1985	\$186,739	\$1,856	\$2,124	1,051	C	3	
0370 Fish Cleaning Station	1994	\$40,279	\$211	\$252	144	S	2N	

	Year Built	/-----Costs-----\ Replacement Renewal Year 1 Renewal Year 2			Square Feet	/-----Classes-----\ Marshall UBC Fire Spklr		
		Location Totals:	23	\$3,972,873		\$34,269	\$39,509	30,302
PB-2-004 Arizona State Parks		FLORENCE MCFARLAND STATE PARK						
County Seat: Pinal		Latitude:	33 2.15	Longitude:	111 23.19			
0010	Old Court House	1878	\$353,589	\$9,249	\$10,053	5,415	C	3
0020	Archives & Restrooms	1982	\$335,636	\$3,863	\$4,390	1,946	C	3 Y
Location Totals:		2	\$689,225	\$13,112	\$14,443	7,361		
PB-2-005 Arizona State Parks		CATALINA MONTAIN STATE PARK						
County Seat: Pima		Latitude:	32 25.00	Longitude:	110 55.77			
0010	Contact Station	1982	\$251,754	\$2,897	\$3,293	1,161	C	3
0020	Day Use Restroom	1982	\$92,656	\$1,066	\$1,212	802	C	3
0030	Water Sys.	1982	\$55,467	\$638	\$725	0	D	0
0040	Regional Office Storage Building	1982	\$13,868	\$160	\$181	516	D	5
0050	Equestrian Ctr.	1982	\$35,128	\$404	\$459	1,736	D	5
0060	Regional Office	1982	\$35,128	\$404	\$459	1,267	D	5
0080	Campground Restroom/Shower	1989	\$379,744	\$2,980	\$3,455	1,036	C	3
0090	Maintenance Bldg	1989	\$266,239	\$2,089	\$2,422	1,440	C	3
0100	Mobile Residence	2002	\$93,677	\$98	\$160	1,512	D	5
0110	Modular Residence	1993	\$63,974	\$368	\$437	1,568	D	5
Location Totals:		10	\$1,287,634	\$11,106	\$12,804	11,038		

	Year Built	-----Costs-----\			Square Feet	/-----Classes-----\		
		Replacement	Renewal Year 1	Renewal Year 2		Marshall	UBC	Fire Spklr
PB-2-006 Arizona State Parks		ORACLE STATE PARK						
County Seat:	Pinal	Latitude:	32	36.47	Longitude:	110	43.86	
0010	Original Ranch House	1905	\$165,821	\$4,337	\$4,715	2,220	D	5
0020	Main Ranch House	1929	\$243,949	\$6,381	\$6,936	3,266	D	5
0030	Bedroom Bldg	1920	\$30,443	\$796	\$866	741	D	5
0050	Ramada B (Existing Garage)	1996	\$31,036	\$130	\$159	365	D	5
0060	Storage	1920	\$3,735	\$98	\$106	144	D	5
0070	Restrooms	1996	\$187,543	\$785	\$960	224	C	3
0080	Ramada A	1996	\$234,441	\$981	\$1,200	640	S	2N
0090	Ramada C	1996	\$234,441	\$981	\$1,200	640	S	2N
	Location Totals:	8	\$1,131,407	\$14,489	\$16,141	8,240		
PB-2-007 Arizona State Parks		SAN RAFAEL STATE PARK						
County Seat:	Pima	Latitude:	31	21.22	Longitude:	110	36.78	
0010	Ranch House	1900	\$2,430,461	\$63,573	\$69,104	10,984	D	5
0020	Staff House 1	1940	\$257,014	\$6,723	\$7,308	1,048	D	5
0030	Staff House 2	1940	\$195,554	\$5,115	\$5,560	1,330	D	5
0040	Blacksmith Shop	1900	\$16,797,088	\$439,359	\$477,583	1,680	D	5
0050	Barn 1	1890	\$486,092	\$12,715	\$13,821	5,510	D	5
0060	Livestock Barn 2	1900	\$412,693	\$10,795	\$11,734	4,678	D	5
	Location Totals:	6	\$20,578,903	\$538,280	\$585,110	25,230		
	District Totals:	86	\$30,317,542	\$653,908	\$715,510	112,999		

Year Built	/-----Costs-----\ Replacement Renewal Year 1 Renewal Year 2			Square Feet	/-----Classes-----\ Marshall UBC Fire Spklr		
------------	--	--	--	-------------	--	--	--

PB-3-001 Arizona State Parks

TOMBSTONE COURTHOUSE STATE PARK

County Seat: Cochise

Latitude: 31 42.79 Longitude: 110 4.13

0010	Courthouse Museum	1882	\$1,561,489	\$40,844	\$44,397	12,073	C	3
0020	Adobe Law Offices	1882	\$201,404	\$5,268	\$5,726	960	C	3
	Location Totals:	2	\$1,762,893	\$46,112	\$50,123	13,033		

	Year Built	-----Costs-----\			Square Feet	/-----Classes-----\		
		Replacement	Renewal Year 1	Renewal Year 2		Marshall	UBC	Fire Spklr
PB-3-002 Arizona State Parks								
County Seat: Graham								
		Latitude: 32	45.30	Longitude: 109	42.43			
0010 Residence	1993	\$75,937	\$437	\$518	1,960	D	5	
0020 Restroom	1969	\$23,891	\$437	\$489	200	C	3	
0030 Ramadas (2)	1977	\$23,156	\$327	\$369	543	D	5	
0090 Ramadas - 6 @ 247 SQ FT	1992	\$47,329	\$297	\$350	1,281	C	5	
0110 Shop	1950	\$59,347	\$1,552	\$1,687	1,152	C	3	
0120 Restroom	1992	\$270,214	\$1,696	\$1,998	1,176	C	3	
0140 Ramadas - 23 @247 SQ FT	1992	\$120,841	\$759	\$893	5,781	C	5	
0150 Ramadas (7 Units)	1969	\$14,002	\$256	\$287	840	S	2N	
0160 Restroom - Island	1973	\$9,881	\$160	\$180	119	C	3	
0170 Ramadas (10 Units)	1973	\$21,833	\$354	\$397	2,160	S	2N	
0200 Restroom	1977	\$276,171	\$3,901	\$4,397	832	D	5	
0220 Pumphouse	1978	\$1,089	\$15	\$17	80	S	2N	
0240 Group Ramada - Island	1985	\$40,138	\$399	\$456	743	D	5	
0250 Group Ramada - Gila C.G.	1986	\$40,138	\$378	\$434	743	D	5	
0260 Storage-Fish Ponds	1987	\$3,626	\$32	\$37	100	D	5	
0270 Storage-Shop	1989	\$2,538	\$20	\$23	160	D	5	
0280 Hot Springs Restroom	1991	\$3,044	\$21	\$24	100	D	5	
0290 Shower Bldg-Hacienda C.G.	1989	\$286,303	\$2,247	\$2,605	1,053	C	3	
0300 Equipment Storage Building-(Fish Pond)	1998	\$5,040	\$16	\$20	800	S	2N	
0310 Equipment Storage-(Shop)	1998	\$5,040	\$16	\$20	800	S	2N	
0320 Visitor Center	2002	\$820,685	\$859	\$1,400	3,000			
0330 Pumphouse w/ Well	2003	\$23,262	\$12	\$26				
0340 Ramada, East Mesa	2002	\$13,587	\$14	\$23	240			

	Year Built	/-----Costs-----\ Replacement			Square Feet	/-----Classes-----\ Marshall UBC Fire Spklr		
		Renewal Year 1	Renewal Year 2					
Location Totals:	23	\$2,187,096	\$14,205	\$16,651	23,863			

PB-3-003 Arizona State Parks

DANKWORTH LAKE STATE PARK

County Seat: Graham

Latitude: 32 43.26 Longitude: 109 42.37

0240 Restrooms & Maintenance Shop	1982	\$75,705	\$871	\$990	810	D	5
0250 Contact Station	1982	\$10,909	\$126	\$143	100	D	5
0260 Ramadas (6)	1982	\$38,389	\$442	\$502	840	D	5
0280 Dock and Ramp	1989	\$27,732	\$218	\$252	336		0
0290 Equipment Canopy	1999	\$30,571	\$80	\$104	800	S	2N
Location Totals:	5	\$183,305	\$1,736	\$1,992	2,886		

Year Built	/-----Costs-----\ Replacement Renewal Year 1 Renewal Year 2			Square Feet	/-----Classes-----\ Marshall UBC Fire Spklr		
------------	--	--	--	-------------	--	--	--

PB-3-004 Arizona State Parks

KARTCHNER CAVERNS STATE PARK

County Seat: Cochise

Latitude:

Longitude:

0010	Discovery Center	1997	\$5,525,854	\$20,235	\$25,138	29,756	C	3	Y
0020	Residence 1	1996	\$385,783	\$1,615	\$1,974	1,858	D	5	Y
0030	Residence 2	1996	\$386,097	\$1,616	\$1,976	1,858	D	5	Y
0040	East Shower Facility	1996	\$317,338	\$1,328	\$1,624	1,100	D	5	
0050	West Shower Facility	1996	\$317,338	\$1,328	\$1,624	1,100	D	5	
0060	Visitor Contact Station	1996	\$222,918	\$933	\$1,141	420	D	5	
0070	Maintenance Building	1996	\$200,626	\$840	\$1,027	2,184	C	3	
0080	Dormitory	1996	\$314,583	\$1,317	\$1,610	1,827	D	5	Y
0090	Trailhead Restroom	1996	\$9,462	\$40	\$48	205	C	3	
0100	Waste Water Treatment Plant	1997	\$357,022	\$1,307	\$1,624		C	0	
0110	Bus Waiting Canopy	1996	\$31,386	\$131	\$161	1,248	S	2N	
0120	Picnic Ramadas (6 each)	1998	\$25,110	\$79	\$100	600	S	2N	
0130	Maintenance Vehicle Canopy	1998	\$9,131	\$29	\$36	1,200	S	2N	
0140	Park Development Office	1999	\$30,877	\$81	\$105	864	D	5	
0150	Tram Charging Station	1999	\$363,635	\$951	\$1,241	3,600	S	2N	
0160	Large Ramadas (3 each)	2000	\$220,354	\$461	\$627	5,400	S	2N	
0170	Modular Residence	1993	\$33,250	\$191	\$227	1,280	D	5	
	Location Totals:		17	\$8,750,762	\$32,481	\$40,283	54,500		
	District Totals:		47	\$12,884,056	\$94,535	\$109,049	94,282		

	Year Built	/-----Costs-----\ Replacement			Square Feet	/-----Classes-----\ Marshall UBC Fire Spklr		
		Year 1	Year 2					
PB-4-001	Arizona State Parks							
	HOMOLOVI RUINS STATE PARK							
County Seat: Navajo	Latitude: 35	2.81	Longitude: 110	39.10				
0010	Visitor Center	1989	\$896,977	\$7,039	\$8,161	1,760	D	5
0020	Restroom	1992	\$335,671	\$2,107	\$2,481	800	D	5
0030	Water System and Building	1993	\$381,063	\$2,193	\$2,600	388	C	3
0040	Contact Station	1992	\$12,981	\$81	\$96	128	D	5
0070	Mobile Residence 2	1988	\$31,932	\$267	\$309	1,088	D	5
0080	Mobile Residence 3	2000	\$72,273	\$151	\$205	1,680	D	5
0090	Mobile Residence 1	2000	\$28,423	\$59	\$81	832	D	5
	Location Totals:	7	\$1,759,321	\$11,898	\$13,934	6,676		
	District Totals:	7	\$1,759,321	\$11,898	\$13,934	6,676		

	Year Built	/-----Costs-----\ Replacement Renewal Year 1 Renewal Year 2			Square Feet	/-----Classes-----\ Marshall UBC Fire Spklr		
PB-5-001	Arizona State Parks							
	FLAGSTAFF RIORDAN MANSION STATE PARK							
County Seat:	Coconino	Latitude:	36	11.24	Longitude:	111	39.53	
0010	Museum (House)	1904	\$2,468,856	\$64,578	\$70,196	15,778	D	5 Y
0020	Public Restroom/Visitor Center	1982	\$298,240	\$3,432	\$3,901	1,906	D	5 Y
0030	Gate House Cabin	1904	\$107,339	\$2,808	\$3,052	686	D	5
0040	Garage	1982	\$8,123	\$93	\$106	576	D	5
	Location Totals:	4	\$2,882,558	\$70,911	\$77,255	18,946		

	Year Built	/-----Costs-----\ Replacement Renewal Year 1 Renewal Year 2			Square Feet	/-----Classes-----\ Marshall UBC Fire Spklr		
PB-5-002 Arizona State Parks		SLIDE ROCK STATE PARK						
County Seat: Coconino		Latitude: 34	56.49	Longitude:	111	44.96		
0010	Entrance House	1927	\$209,794	\$5,488	\$5,965	775	D	5
0020	Bunkhouse No 1 North	1933	\$25,859	\$676	\$735	433	D	5
0030	Bunkhouse No 2 Middle	1933	\$37,109	\$971	\$1,055	621	D	5
0040	Bunkhouse No 3 South	1933	\$23,156	\$606	\$658	388	D	5
0050	Homestead House	1927	\$240,516	\$6,291	\$6,838	4,026	D	5
0060	Packing Shed	1927	\$335,671	\$8,780	\$9,544	6,696	D	5
0080	Restroom	1988	\$419,590	\$3,512	\$4,056	1,100	D	5
0090	Pump House	1989	\$135,947	\$1,067	\$1,237	200	D	5
0110	Maintenance Garage	1991	\$19,143	\$130	\$152	528	D	5
0120	Maintenance Storage	1991	\$1,681	\$11	\$13	96	D	5
0130	Flammable Storage	1991	\$840	\$6	\$7	30	D	5
0140	Ramada	1994	\$69,050	\$361	\$432	1,035	C	3
0150	Ramada	1994	\$69,050	\$361	\$432	1,035	C	3
0160	Water Treatment Shed	1996	\$39,324	\$165	\$201	121	D	5
	Location Totals:	14	\$1,626,730	\$28,425	\$31,327	17,084		
	District Totals:	18	\$4,509,288	\$99,336	\$108,581	36,030		

	Year Built	/-----Costs-----\ Replacement Renewal Year 1 Renewal Year 2			Square Feet	/-----Classes-----\ Marshall UBC Fire Spklr		
PB-6-001 Arizona State Parks		JEROME STATE HISTORIC PARK						
County Seat: Yavapai		Latitude: 34	45.09	Longitude:	112	6.46		
0010 Douglas Mansion	1916	\$1,521,505	\$39,798	\$43,260	9,990	C	3	Y
0020 Carriage House	1916	\$225,882	\$5,908	\$6,422	2,869	C	3	Y
0100 Water Tank (15k Gal)	1989	\$66,378	\$521	\$604	0	S	0	
Location Totals:	3	\$1,813,764	\$46,227	\$50,287	12,859			
PB-6-002 Arizona State Parks		CATTAIL COVE STATE PARK						
County Seat: Mohave		Latitude: 34	21.28	Longitude:	114	10.10		
0040 Maintenance Shop	1972	\$419,590	\$7,024	\$7,874	1,648	C	3	
0050 Pump Enclosure	1970	\$3,288	\$58	\$65	21	C	3	
0060 Sewage System	1970	\$19,770	\$352	\$393	0		0	
0070 Water Treatment/Tank	1994	\$232,356	\$1,216	\$1,453	264	C	3	
0080 Visitor Contact Station & Shop	1998	\$905,491	\$2,842	\$3,604	1,512	C	3	
0090 Fish Cleaning Station	1995	\$258,714	\$1,218	\$1,471	1,165	D	5	
0110 Well House	1975	\$6,586	\$100	\$112	100	C	3	
0120 Water Storage Tank	1975	\$52,957	\$803	\$903	0		0	
0130 Boat Camp Imprv (Ramadas/RRms)	1994	\$717,093	\$3,751	\$4,486	0	S	2N	
1600 Restroom & Shower Bldg.	1995	\$302,629	\$1,425	\$1,721	960	C	3	
1700 Restroom & Shower Bldg	1995	\$302,629	\$1,425	\$1,721	960	C	3	
1800 Staff Mobile Residence	1987	\$32,566	\$290	\$333	1,320	D	5	
Location Totals:	12	\$3,253,668	\$20,504	\$24,138	7,950			

	Year Built	/-----Costs-----\ Replacement Renewal Year 1 Renewal Year 2			Square Feet	/-----Classes-----\ Marshall UBC Fire Spklr		
PB-6-004 Arizona State Parks								
		FORT VERDE STATE HISTORIC PARK						
County Seat: Yavapai		Latitude: 34	33.83	Longitude: 111	51.11			
0010 Museum	1871	\$331,822	\$8,679	\$9,435	4,024	C	3	Y
0020 Commanding Officers Quarters	1871	\$209,395	\$5,477	\$5,954	3,900	C	3	Y
0030 Officers Quarters	1871	\$227,119	\$5,941	\$6,458	2,628	C	3	Y
0060 Surgeons Quarters	1871	\$335,671	\$8,780	\$9,544	2,999	C	3	Y
0080 Restroom	1990	\$334,808	\$2,452	\$2,856	900	D	5	
0090 Wagon Shed	1995	\$6,551	\$31	\$37	400	D	5	
0100 Shop Building	1992	\$59,888	\$376	\$443	1,080	D	5	
0110 Storage Building	1994	\$898	\$5	\$6	60	D	5	
0120 Well House & Well	1994	\$6,791	\$36	\$42	60	D	5	
0130 Privy	1994	\$1,319	\$7	\$8	60	D	5	
Location Totals:	10	\$1,514,264	\$31,783	\$34,782	16,111			

	Year Built	/-----Costs-----\ Replacement Renewal Year 1 Renewal Year 2			Square Feet	/-----Classes-----\ Marshall UBC Fire Spklr		
PB-6-005 Arizona State Parks								
County Seat: Yavapai								
		Latitude: 34	45.26	Longitude: 112	0.72			
0010 Residence & Garage	1952	\$193,310	\$5,056	\$5,496	3,154	D	5	
0030 Well House	1976	\$1,221	\$18	\$20	36	D	5	
0040 Maintenance Bldg.	1985	\$42,949	\$427	\$488	1,056	C	3	
0050 Equipment Shed	1985	\$27,603	\$274	\$314	1,300	D	5	
0120 Contact Station	1997	\$413,837	\$1,515	\$1,883	1,002	C	3	
0130 Restrooms	1976	\$206,098	\$3,019	\$3,399	439	C	3	
0140 Ramada	1976	\$74,187	\$1,087	\$1,223	642	C	3	
0150 Restroom and Showers	1976	\$243,200	\$3,562	\$4,011	946	C	3	
0160 Maintenance Building	1976	\$201,974	\$2,958	\$3,331	2,318	C	3	
0200 Ramada	1986	\$16,639	\$157	\$180	1,035	C	3	
0210 Restroom Shower	1989	\$218,187	\$1,712	\$1,985	960	C	3	
0220 Ramada	1995	\$48,961	\$231	\$278	608	C	3	
0230 Ramada	1995	\$48,961	\$231	\$278	608	C	3	
0240 Restroom	1995	\$173,987	\$819	\$989	608	C	3	
0250 Residence (Double-Wide)	1994	\$54,595	\$286	\$342	1,326	D	5	
0260 Modular Residence	1999	\$120,255	\$315	\$410	1,568	D	5	
Location Totals:	16	\$2,085,966	\$21,667	\$24,628	17,606			

	Year Built	/-----Costs-----\ Replacement Renewal Year 1 Renewal Year 2			Square Feet	/-----Classes-----\ Marshall UBC Fire Spklr		
PB-6-006 Arizona State Parks								
		LAKE HAVASU STATE PARK - WINDSOR BEACH						
County Seat: Mohave		Latitude: 34	29.50	Longitude: 114	21.46			
0010 Contact Station	1976	\$167,836	\$2,458	\$2,768	247	C	3	
0020 Restrooms	1973	\$251,754	\$4,083	\$4,581	280	C	3	
0030 Restrooms	1974	\$251,754	\$3,951	\$4,438	280	C	3	
0040 Restrooms	1974	\$251,754	\$3,951	\$4,438	280	C	3	
0050 Fish Weighing Ramada	1993	\$2,389	\$14	\$16	144	S	2N	
0070 Restrooms	1974	\$251,754	\$3,951	\$4,438	290	C	3	
0080 New Contact Station	1999	\$472,551	\$1,236	\$1,612	1,216	C	3	
0090 Storage Building	1999	\$26,587	\$70	\$91	182	C	3	
0110 Restroom/Shower Bldg.	1986	\$335,671	\$3,161	\$3,627	840	C	3	
0120 Ramada	1987	\$46,223	\$411	\$473	1,380	C	3	
0130 Modular Residence	1999	\$44,259	\$116	\$151	924	D	5	
0140 Maintenance Bldg.	1976	\$42,033	\$616	\$693	640	D	5	
0150 Storage Bldg	1974	\$51,450	\$807	\$907	900	D	5	
0160 Fish Cleaning Station	1993	\$42,793	\$246	\$292	144	S	2N	
0170 Modular Residence	1998	\$95,112	\$299	\$379	1,848	D	5	
0180 Park Maintenance Facility	1974	\$570,492	\$8,953	\$10,057	4,802	C	3	
0190 Personnel Watercraft Facility	1999	\$367,583	\$961	\$1,254	2,304	C	3	
0200 Watercraft Restroom Building	1999	\$187,762	\$491	\$641	704	C	3	
0210 Large Ramada	1987	\$57,206	\$509	\$586	1,380	C	3	
0220 New Maintenance Facility	1977	\$444,826	\$6,283	\$7,083	5,800	C	3	
0230 Mobile Residence	1988	\$31,932	\$267	\$309	1,440	D	5	
Location Totals:	21	\$3,993,719	\$42,834	\$48,832	26,025			

	Year Built	/-----Costs-----\ Replacement			Square Feet	/-----Classes-----\ Marshall UBC Fire Spklr		
		Renewal Year 1	Renewal Year 2	Marshall		UBC	Fire Spklr	
PB-6-007 Arizona State Parks		VERDE RIVER - GREENWAY STATE PARK						
County Seat: Yavapai		Latitude:	34	45.15	Longitude:	112	0.01	
0010	Burkee Studio	1965	\$132,925	\$2,712	\$3,024	1,650	D	5
0020	Regional and Greenway Offices	1983	\$106,340	\$1,168	\$1,330	1,320	D	5
0030	Residence	1980	\$70,249	\$882	\$999	872	D	5
	Location Totals:	3	\$309,515	\$4,762	\$5,353	3,842		
PB-6-008 Arizona State Parks		RED ROCK STATE PARK						
County Seat: Yavapai		Latitude:	34	48.68	Longitude:	111	49.55	
0010	Restroom/Shower Bldg.	1980	\$59,792	\$751	\$850	924	D	5
0020	Willow House	1960	\$58,238	\$1,341	\$1,490	900	D	5
0030	Dormitory	1960	\$194,131	\$4,469	\$4,968	3,000	D	5
0040	Maintenance Bldg	1980	\$91,519	\$1,149	\$1,301	1,650	D	5
0050	House of Apache Fire	1950	\$292,493	\$7,651	\$8,316	4,520	D	5
0070	Contact Station	1989	\$77,654	\$609	\$707	400	D	5
0080	Ramada	1989	\$68,518	\$538	\$623	1,260	D	5
0100	Visitors Center	1991	\$1,381,224	\$9,393	\$10,996	4,604	D	5
0110	Trail Toilet - East	1989	\$14,792	\$116	\$135	51	D	5
0130	Trail Toilet - West	1989	\$14,792	\$116	\$135	51	D	5
0150	Bridge	1989	\$277,332	\$2,176	\$2,523	1,100		0
	Location Totals:	11	\$2,530,484	\$28,308	\$32,044	18,460		

	Year Built	-----Costs-----\			Square Feet	/-----Classes-----\		
		Replacement	Renewal Year 1	Renewal Year 2		Marshall	UBC	Fire Spklr
PB-6-009								
Arizona State Parks								
County Seat: Mohave								
			Latitude: 34	27.09		Longitude: 114	19.36	
0010 Water Safety Center	1994	\$1,258,770	\$6,585	\$7,874	5,336	C	3	
0020 Maintenance Shop	1994	\$87,273	\$457	\$546	2,225	S	2N	
0030 Boat Dock Canopy	1994	\$55,385	\$290	\$346	2,088	S	2N	
0040 Floating Boat Dock	2001	\$289,826	\$455	\$659	500	S	0	
Location Totals:	4	\$1,691,254	\$7,786	\$9,425	10,149			
District Totals:	80	\$17,192,633	\$203,872	\$229,488	113,002			

	Year Built	/-----Costs-----\ Replacement Renewal Year 1 Renewal Year 2			Square Feet	/-----Classes-----\ Marshall UBC Fire Spklr		
PB-7-001 Arizona State Parks								
County Seat: Apache								
		Latitude: 34	21.63	Longitude: 109	22.32			
0010 Ramada	1961	\$6,586	\$148	\$165	100	C	3	
0030 Restroom	1961	\$58,519	\$1,316	\$1,464	500	C	3	
0040 Modular Residence	1977	\$55,853	\$789	\$889	1,216	D	5	
0090 Conference Center	1973	\$209,794	\$3,402	\$3,818	1,788	C	3	
0120 Shop Bldg.	1972	\$70,475	\$1,180	\$1,322	168	D	5	
0150 25 Ramadas	1977	\$638,917	\$9,025	\$10,173	5,380	C	3	
0230 Group Ramada	1977	\$101,392	\$1,432	\$1,614	1,111	C	3	
0240 Shop	1977	\$16,020	\$226	\$255	420	D	5	
0250 Contact Station	1974	\$209,794	\$3,293	\$3,698	708	C	3	
0260 15 Ramadas	1981	\$21,750	\$262	\$297	1,200	D	5	
0270 Restroom/Shower	1981	\$191,484	\$2,304	\$2,613	1,226	C	3	
0290 Well & Pump House	1987	\$150,129	\$1,335	\$1,537	400	C	3	
0300 Restroom/Shower	1989	\$348,930	\$2,738	\$3,175	860	C	3	
0320 Ramadas(1)	1993	\$539,823	\$3,106	\$3,684	2,816	C	3	
Location Totals:	14	\$2,619,467	\$30,556	\$34,704	17,893			

LYMAN LAKE STATE PARK

	Year Built	/-----Costs-----\ Replacement Renewal Year 1 Renewal Year 2			Square Feet	/-----Classes-----\ Marshall UBC Fire Spklr		
PB-7-002 Arizona State Parks								
County Seat: Pinal								
		Latitude: 33	27.66	Longitude: 111	28.56			
0010 Large Ramadas (2)	1976	\$11,442	\$168	\$189	684	S	2N	
0030 Rest Rooms (2)	1976	\$119,773	\$1,754	\$1,975	1,060	C	3	
0050 Maintenance Building	1979	\$12,465	\$163	\$184	550	C	3	
0060 Contact Station	1982	\$209,794	\$2,415	\$2,744	868	C	3	
0070 Restroom/Shower Building	1997	\$406,959	\$1,490	\$1,851	1,440	C	3	
0080 Mobile Residence	1988	\$54,994	\$460	\$532	1,792	D	5	
Location Totals:	6	\$815,426	\$6,450	\$7,475	6,394			

LOST DUTCHMAN STATE PARK

	Year Built	-----Costs-----\			Square Feet	/-----Classes-----\		
		Replacement	Renewal Year 1	Renewal Year 2		Marshall	UBC	Fire Spklr
PB-7-004 Arizona State Parks		TONTO NATURAL BRIDGE STATE PARK						
County Seat: Gila		Latitude:	34	19.32	Longitude:	111	27.21	
0010	Barn	1911	\$167,836	\$4,390	\$4,772	1,512	D	5
0020	Work Shop	1927	\$17,424	\$456	\$495	900	D	5
0030	Storage Building (shed)	1910	\$1,449	\$38	\$41	96	D	5
0060	Storage Building (ChickenCoop)	1910	\$5,075	\$133	\$144	280	C	5
0070	Storage Building (Bath House)	1910	\$9,788	\$256	\$278	288	D	5
0080	Living Quarters-Bartlett Cabin	1920	\$167,836	\$4,390	\$4,772	342	D	5
0110	Office	1910	\$64,603	\$1,690	\$1,837	792	D	5
0120	Residence -- Mobile	1970	\$28,321	\$504	\$564	372	D	5
0150	Residence -- Mobile	1970	\$22,380	\$398	\$445	294	D	5
0160	Lodge Building	1925	\$850,575	\$22,248	\$24,184	9,024	D	5
0200	Residence	1992	\$261,825	\$1,644	\$1,936	3,104	D	5
0210	Residence	1992	\$261,825	\$1,644	\$1,936	3,104	D	5
0220	Maintenance Shop	1995	\$31,940	\$150	\$182	576	D	5
	Location Totals:	13	\$1,890,876	\$37,940	\$41,586	20,684		
PB-7-006 Arizona State Parks		FOOLS HOLLOW LAKE RECREATION AREA						
County Seat: Navajo		Latitude:	34	16.32	Longitude:	110	3.95	
0010	Maintenance Bldg	1993	\$234,971	\$1,352	\$1,603			0
	Location Totals:	1	\$234,971	\$1,352	\$1,603			
	District Totals:	34	\$5,560,741	\$76,299	\$85,368	44,971		

		Year Built	/-----Costs-----\ Replacement Renewal Year 1 Renewal Year 2			Square Feet	/-----Classes-----\ Marshall UBC Fire Spklr		
			Agency	346			\$80,434,084	\$1,283,966	\$1,421,752

	Year Built	-----Costs-----			Square Feet	-----Classes-----		
		Replacement	Renewal Year 1	Renewal Year 2		Marshall	UBC	Fire Spklr
PH-6-001		PRESCOTT						
County Seat: Yavapai		Latitude: 34	32.23	Longitude: 112	28.48			
0010 Main Building	1911	\$7,586,540	\$198,440	\$215,704	58,564	C	3	Y
0020 Residence	1953	\$176,227	\$4,610	\$5,011	1,741	D	5	
0030 Garage	1953	\$27,638	\$723	\$786	528	D	5	
0040 Generator Building	1953	\$8,644	\$226	\$246	237	C	3	
0060 Walk-In Freezer	1981	\$36,576	\$440	\$499	300	D	5	
0070 Ramada	1995	\$6,472	\$30	\$37	450	D	5	
0080 Garage	1994	\$8,890	\$47	\$56	360	D	5	
0090 Carport and Storage	1995	\$13,333	\$63	\$76	540	D	5	
0100 Storage Barn	2000	\$37,021	\$77	\$105	912	D	5	
0110 Cemetary Storage Building	1996	\$4,871	\$20	\$25	120	D	5	
Location Totals:	10	\$7,906,213	\$204,676	\$222,544	63,752			
District Totals:	10	\$7,906,213	\$204,676	\$222,544	63,752			
Agency	10	\$7,906,213	\$204,676	\$222,544	63,752			

	Year Built	/-----Costs-----\ Replacement			Square Feet	/-----Classes-----\ Marshall UBC Fire Spklr		
		Year 1	Year 2					
VA-1-001 Department of Veterans' Services		PHOENIX						
County Seat: Maricopa		Latitude: 33	29.86	Longitude:	112	4.13		
0010	Long Term Care Facility	1995	\$19,302,786	\$90,882	\$109,765	104,000	A	1 Y
	Location Totals: 1		\$19,302,786	\$90,882	\$109,765	104,000		
	District Totals: 1		\$19,302,786	\$90,882	\$109,765	104,000		
VA-3-001 Department of Veterans' Services		SOUTHERN ARIZONA VETERANS' CEMETARY						
County Seat: Cochise		Latitude:		Longitude:				
0010	Administration Building	2002	\$1,267,152	\$1,326	\$2,162	2,923	C	3
0020	Commital Services Shelter	2002	\$567,898	\$594	\$969	772	C	3
0030	Maintenance Building	2002	\$1,047,593	\$1,096	\$1,787	3,005	C	3
0040	Columbarium	2002	\$1,133,689	\$1,186	\$1,934	2,600	C	3
0050	Cemetery (2853 Plots)	2002	\$4,124,750	\$4,316	\$7,037	70,509	D	0
0060	Fuel Tank Storage	2002	\$64,391	\$67	\$110	0	S	0
0070	Water System	2002	\$171,346	\$179	\$292	0	S	0
0080	Assembly Area	2002	\$508,594	\$532	\$868	0	S	0
0100	Perimeter Fencing	2002	\$325,545	\$341	\$555	0	S	0
0110	Flag Pole Monument	2002	\$86,267	\$90	\$147	77,036	S	0
	Location Totals: 10		\$9,297,225	\$9,727	\$15,861	156,845		
	District Totals: 10		\$9,297,225	\$9,727	\$15,861	156,845		
	Agency 11		\$28,600,011	\$100,610	\$125,626	260,845		
	TOTAL STRUCTURES: 2,833		\$2,390,173,931	\$24,788,720	\$28,094,349	19,969,017		